User Guide

AWS GovCloud (US)



Copyright © 2026 Amazon Web Services, Inc. and/or its affiliates. All rights reserved.

AWS GovCloud (US): User Guide

Copyright © 2026 Amazon Web Services, Inc. and/or its affiliates. All rights reserved.

Amazon's trademarks and trade dress may not be used in connection with any product or service that is not Amazon's, in any manner that is likely to cause confusion among customers, or in any manner that disparages or discredits Amazon. All other trademarks not owned by Amazon are the property of their respective owners, who may or may not be affiliated with, connected to, or sponsored by Amazon.

Table of Contents

Welcome **1**
What Is AWS GovCloud (US)? **2**
Differences with Standard AWS Accounts 3
Account validation 5
Billing and Payment 6
AWS Cost and Usage Reports 7
Access cost and usage reports in GovCloud partition 7
Savings plans 7
Getting Started **8**
AWS GovCloud (US) Sign Up 8
Create accounts as a direct consumer 8
Creating an AWS GovCloud (US) account through a Reseller or Solution Provider 10
Close Account 11
AWS Standard Account Linking 11
Signing in to AWS GovCloud (US) 12
Sign in as the root user 13
Sign in as an IAM user 13
Your AWS GovCloud (US) account ID and its alias 15
AWS GovCloud (US) sign-in issues 21
AWS GovCloud (US) account root user 25
Onboarding (Direct Customers) 48
Configuring Your Account 48
Verifying AWS CloudTrail Is Enabled 50
Onboarding to AWS GovCloud (US) as a Solution Provider reselling in AWS GovCloud (US) 52
Configure Your Account using AWS CLI 56
Configure the AWS CLI 57
Create an IAM User to Access the Console 58
Audit Logging 59
Enabling Multi-Factor Authentication (MFA) for users 59
Signing Up for AWS Support 61
Setting Up AWS GovCloud (US) **63**
CloudFront with Your Resources 63
Credentials 63
Tips for Setting Up CloudFront 64

Migrating Route 53 public hosted zones from commercial AWS Region to AWS GovCloud (US) ... 64
Route 53 Zone Apex Support with a Load Balancer ... 65
Step 1: Sign Up for AWS GovCloud (US) ... 66
Step 2: Create Your Resources in the AWS GovCloud (US) Region ... 66
Step 3: Create a CloudFront Custom Origin Web Distribution ... 68
Step 4: Configure a New Route 53 Alias Resource Record Set ... 70
Step 5: Test that Your Website Is Accessible ... 73
Using AWS GovCloud (US) Regions ... 74
Amazon Resource Names ... 74
Service Endpoints ... 74
VPC Endpoints ... 75
Compliance ... 87
FedRAMP ... 87
DoD CC SRG ... 87
CMMC ... 87
ITAR ... 88
CJIS ... 88
IRS 1075 ... 88
FIPS ... 88
ATO on AWS ... 89
Export Compliance in AWS GovCloud (US) ... 89
Accessing the AWS GovCloud (US) Regions ... 90
Controlling Access ... 91
Command Line and API Access ... 91
Resource Limits ... 93
Penetration Testing ... 93
Service Health Dashboard ... 93
Closing an AWS GovCloud (US) account ... 94
Close an AWS GovCloud (US) standalone or member account ... 94
Close an AWS GovCloud (US) management account ... 95
What to expect after you close your AWS GovCloud (US) account ... 96
Reopening an AWS GovCloud (US) account ... 96
Services in AWS GovCloud (US) Regions ... 98
AWS SDK for SAP ABAP ... 98
How AWS SDK for SAP ABAP differs ... 98

Documentation 98
Export-controlled content 98
Amazon API Gateway 98
Region availability 99
How Amazon API Gateway differs 99
Documentation 100
Export-Controlled Content 100
AWS AppConfig 100
Region availability 99
How AWS AppConfig differs 99
Documentation 101
Export-controlled content 101
Application Auto Scaling 101
Region availability 101
How Application Auto Scaling differs 102
Documentation 102
Export-controlled content 102
AWS Transform MGN 103
Region availability 99
How AWS Application Migration Service (MGN) differs 99
Documentation 103
Export-controlled content 103
Amazon Application Recovery Controller (ARC) 104
Region availability 99
How Amazon Application Recovery Controller differs 99
Zonal Shift 104
Region Switch 105
Documentation 105
Export-controlled content 105
AWS Artifact 105
How AWS Artifact differs 106
Documentation 106
Export-controlled content 106
Amazon Athena 106
Region availability 101
How Athena differs 107

JDBC driver download links 107
Previous versions of the Athena JDBC 3.x driver 108
ODBC driver download links 110
Previous versions of the Athena ODBC 2.x driver 111
Documentation 114
Export-controlled content 114
Amazon Aurora 115
Region availability 101
How Amazon Aurora differs 115
Documentation 116
Export-controlled content 116
AWS Auto Scaling 118
How AWS Auto Scaling differs 118
Documentation 118
Export-controlled content 118
AWS Backup 119
Region availability 101
How AWS Backup differs 119
Documentation 119
Export-controlled content 120
AWS Batch 120
Region availability 99
How AWS Batch differs 99
Documentation 103
Export-controlled content 103
Amazon Bedrock 121
Region availability 101
How Amazon Bedrock differs 121
Documentation 122
Export-controlled content 122
Amazon Bedrock AgentCore 123
Region availability 101
How Amazon Bedrock AgentCore differs 123
Documentation 123
Export-controlled content 124
AWS Backint Agent for SAP HANA 125

How AWS Backint Agent for SAP HANA differs 125
Documentation 125
Export-controlled content 125
Amazon Cloud Directory 126
How Amazon Cloud Directory differs 126
Documentation 126
Export-controlled content 126
AWS Certificate Manager 127
Region availability 101
How AWS Certificate Manager differs 127
Documentation 127
Export-controlled content 103
Amazon Chime SDK 127
Region availability 99
How Amazon Chime SDK differs 99
Documentation 128
Export-controlled content 129
AWS Client VPN 129
Region availability 99
How AWS Client VPN differs 99
Documentation 130
Export-controlled content 130
AWS Cloud Map 131
Region availability 101
How AWS Cloud Map differs 131
Documentation 131
Export-controlled content 131
AWS Cloud WAN 132
Region availability 101
How AWS Cloud WAN differs 132
Documentation 132
Export-controlled content 132
AWS Cloud Control API 133
How AWS Cloud Control API differs 133
Documentation 133
Export-controlled content 133

AWS CloudFormation 134
Region availability 101
How AWS CloudFormation differs 134
Documentation 135
Export-controlled content 135
AWS CloudHSM 135
Region availability 99
How AWS CloudHSM differs 99
Documentation 103
Export-controlled content 103
AWS CloudHSM Root Certificate 136
AWS CloudShell 136
Region availability 99
How AWS CloudShell differs 99
Documentation 137
Export-controlled content 137
AWS CloudTrail 137
Region availability 101
How AWS CloudTrail differs 138
Documentation 140
Services supported within CloudTrail 140
Export-controlled content 140
Amazon CloudWatch 141
Region availability 101
How Amazon CloudWatch differs 141
Documentation 141
Export-controlled content 141
Amazon CloudWatch Events 142
How Amazon CloudWatch Events differs 142
Documentation 142
Export-controlled content 142
Amazon CloudWatch Logs 143
Region availability 101
How Amazon CloudWatch Logs differs 143
Documentation 143
Export-controlled content 144

AWS CodeBuild 144
Region availability 101
How AWS CodeBuild differs 144
Documentation 145
Export-controlled content 145
AWS CodeCommit 145
Region availability 99
How AWS CodeCommit differs 99
Documentation 146
Export-controlled content 146
AWS CodeDeploy 147
Region availability 99
How AWS CodeDeploy differs 99
Documentation 147
Export-controlled content 149
AWS CodePipeline 150
Region availability 99
How AWS CodePipeline differs 99
Documentation 151
Export-controlled content 151
AWS CodeConnections 152
How AWS CodeStar Connections differs 152
Documentation 152
Export-controlled content 152
Amazon Cognito 153
Region availability 99
How Amazon Cognito differs 99
Documentation 154
Export-controlled content 154
Amazon Comprehend 154
Region availability 99
How Amazon Comprehend differs 99
Documentation 155
Export-controlled content 155
Amazon Comprehend Medical 156
How Amazon Comprehend Medical differs 156

Documentation 156
Export-controlled content 157
AWS Compute Optimizer 157
How AWS Compute Optimizer differs 157
Documentation 158
Export-controlled content 158
Connect Customer 158
Region availability 101
How Connect Customer differs 159
Documentation 159
Export-controlled content 160
AWS Config 160
Region availability 99
How AWS Config differs 99
Documentation 161
Export-controlled content 161
AWS Control Tower 161
Region availability 99
How AWS Control Tower differs 99
Creating your accounts 165
Inviting accounts to an organization 166
Setting up your landing zone 168
Documentation 168
Export-controlled content 169
Amazon Data Firehose 169
Region availability 101
How Amazon Data Firehose differs 169
Documentation 169
Export-controlled content 170
AWS Database Migration Service 170
Region availability 101
How AWS Database Migration Service differs 170
Documentation 170
Export-controlled content 171
AWS DataSync 171
Region availability 99

How AWS DataSync differs 99
Documentation 172
Export-controlled content 172
AWS Deep Learning AMIs 172
How AWS Deep Learning AMIs differs 172
Documentation 173
Export-controlled content 173
Amazon Detective 173
Region availability 99
How Amazon Detective differs 99
Documentation 103
Export-controlled content 103
AWS DevOps Agent 174
Region availability 99
How AWS DevOps Agent differs 99
Documentation 103
Export-controlled content 103
Direct Connect 177
Region availability 101
How Direct Connect differs 177
Documentation 179
Export-controlled content 179
Setting up Direct Connect with a VPN Connection 179
AWS Directory Service 180
Region availability 101
How AWS Directory Service differs 180
Documentation 181
Export-controlled content 181
Amazon DocumentDB 182
Region availability 101
How Amazon DocumentDB differs 183
Documentation 183
Export-controlled content 183
Amazon DynamoDB 185
Region availability 101
How Amazon DynamoDB differs 185

Documentation 185
Export-controlled content 185
Amazon EC2 Auto Scaling 186
Region availability 99
How Amazon EC2 Auto Scaling differs 99
Documentation 187
Export-controlled content 187
EC2 Image Builder 187
Region availability 99
How Amazon EC2 Image Builder differs 99
Documentation 188
Export-controlled content 188
AWS Elastic Beanstalk 189
Region availability 99
How AWS Elastic Beanstalk differs 99
Documentation 103
Export-controlled content 103
Amazon EBS 190
Region availability 101
How Amazon Elastic Block Store differs 190
Documentation 190
Export-controlled content 190
Amazon EC2 191
Region availability 101
How Amazon EC2 differs 191
How VM Import/Export differs 194
Determining if your account has a default VPC 194
Documentation 195
Export-controlled content 195
Amazon ECR 196
Region availability 99
How Amazon Elastic Container Registry (ECR) differs 99
Documentation 196
Export-controlled content 196
Amazon ECS 197
Region availability 101

How Amazon Elastic Container Service differs ... 197
Documentation ... 197
Export-controlled content ... 197
AWS Elastic Disaster Recovery ... 198
Region availability ... 99
How AWS Elastic Disaster Recovery (DRS) differs ... 99
Documentation ... 199
Determining if your account has a default Amazon VPC ... 199
Export-controlled content ... 200
Amazon EFS ... 200
Region availability ... 99
How Amazon Elastic File System (EFS) differs ... 99
Documentation ... 201
Export-controlled content ... 201
Amazon EKS ... 201
Region availability ... 101
How Amazon EKS differs ... 202
Documentation ... 202
Export-controlled content ... 202
Elastic Load Balancing ... 203
Region availability ... 101
How Elastic Load Balancing differs ... 203
Documentation ... 204
Export-controlled content ... 204
Amazon EMR ... 204
Region availability ... 99
How Amazon Elastic MapReduce (EMR) differs ... 99
Documentation ... 205
Export-controlled content ... 205
Amazon ElastiCache ... 206
Region availability ... 99
How Amazon ElastiCache differs ... 99
Documentation ... 206
Export-controlled content ... 207
AWS Elemental MediaConvert ... 208
Region availability ... 99

How AWS Elemental MediaConvert differs 99
Documentation 103
Export-controlled content 103
AWS End User Messaging 209
Region availability 101
How AWS End User Messaging differs 209
Documentation 209
Export-controlled content 209
Amazon EventBridge 210
Region availability 101
How Amazon EventBridge differs 210
Documentation 210
Export-controlled content 211
AWS Fargate 211
Region availability 99
How AWS Fargate differs 99
Documentation 211
Export-controlled content 211
AWS Fault Injection Service 212
Region availability 99
How AWS Fault Injection Service differs 99
Documentation 212
Export-controlled content 212
AWS Firewall Manager 213
Region availability 101
How AWS Firewall Manager differs 213
Documentation 214
Export-controlled content 214
Amazon FSx 214
Region availability 101
How Amazon FSx differs 215
Documentation 215
Export-controlled content 215
AWS Glue 216
Region availability 101
How AWS Glue differs 216

Documentation 218
Export-controlled content 219
Amazon GuardDuty 219
Region availability 99
How Amazon GuardDuty differs 99
Documentation 221
Export-controlled content 221
AWS Health 222
How AWS Health differs 222
Documentation 223
Export-controlled content 223
AWS CloudHSM Classic 224
How AWS CloudHSM Classic differs 224
Documentation 224
Export-controlled content 224
AWS IAM Identity Center 224
Region availability 101
How IAM Identity Center differs 225
Documentation 227
Export-controlled content 228
AWS Identity and Access Management 228
Region availability 101
How IAM differs 228
Documentation 231
Export-controlled content 231
Amazon Inspector 232
Region availability 99
How Amazon Inspector differs 99
Documentation 103
Export-controlled content 103
AWS IoT Core 233
Region availability 99
How AWS IoT differs 99
Documentation 233
Export-controlled content 233
AWS IoT Device Defender 234

Region availability 99
How AWS IoT Device Defender differs 99
Documentation 234
Export-controlled content 235
AWS IoT Device Management 235
Region availability 99
How AWS IoT Device Management differs 99
Documentation 236
Export-controlled content 236
AWS IoT Greengrass Version 2 236
Region availability 99
How AWS IoT Greengrass differs 99
Documentation 237
Export-controlled content 237
AWS IoT SiteWise 237
Region availability 99
How AWS IoT SiteWise differs 99
Documentation 238
Export-controlled content 238
AWS IoT TwinMaker 239
How AWS IoT TwinMaker differs 239
Documentation 239
Export-controlled content 240
AWS IoT Greengrass Version 1 240
Region availability 101
How AWS IoT Greengrass V1 differs 240
Documentation 242
Export-controlled content 242
Amazon Kendra 243
Region availability 99
How Amazon Kendra differs 99
Documentation 243
Export-controlled content 243
AWS KMS 244
Region availability 99
How AWS Key Management Service (KMS) differs 99

Documentation 103
Export-controlled content 103
Amazon Keyspaces (for Apache Cassandra) 245
Region availability 99
How Amazon Keyspaces (for Apache Cassandra) differs 99
Documentation 246
Export-controlled content 246
Amazon Kinesis Data Streams 247
Region availability 99
How Amazon Kinesis Data Streams differs 99
Documentation 103
Export-controlled content 103
Amazon Kinesis Video Streams 248
Region availability 99
How Amazon Kinesis Video Streams differs 99
Documentation 249
Export-controlled content 249
Kiro 249
How Kiro differs 249
Documentation 250
FedRAMP High/DoD IL4/5 model authorization 250
Export-controlled content 250
AWS Lake Formation 251
Region availability 101
How AWS Lake Formation differs 251
Documentation 252
Export-controlled content 252
AWS Lambda 252
Region availability 101
How AWS Lambda differs 253
Documentation 254
Export-controlled content 254
Amazon Lex 255
Region availability 99
How Amazon Lex differs 99
Documentation 255

Export-controlled content 256
AWS License Manager 256
Region availability 99
How AWS License Manager differs 99
Documentation 257
Export-controlled content 257
Amazon Location Service 258
Region availability 99
How Amazon Location Service differs 99
Documentation 258
Export-controlled content 258
AWS Mainframe Modernization 259
How AWS Mainframe Modernization differs 259
Documentation 259
Export-controlled content 259
Amazon Managed Blockchain 260
Region availability 99
How Amazon Managed Blockchain (AMB) differs 99
Documentation 260
Export-controlled content 260
Amazon Managed Grafana 261
Region availability 99
How Amazon Managed Grafana differs 99
Export-controlled content 250
Documentation 250
Amazon Managed Service for Apache Flink 262
Region availability 99
How Amazon Managed Service for Apache Flink differs 99
Documentation 263
Export-controlled content 263
Amazon Managed Service for Prometheus 263
Region availability 99
How Amazon Managed Service for Prometheus differs 99
Documentation 264
Export-controlled content 264
AWS Managed Services - Accelerate 264

How AWS Managed Services - Accelerate differs ... 264
Documentation ... 265
Export-controlled content ... 265
Amazon Managed Streaming for Apache Kafka (MSK) ... 266
Region availability ... 99
How Amazon Managed Streaming for Apache Kafka (MSK) differs ... 99
Documentation ... 103
Export-controlled content ... 103
Amazon MWAA ... 267
Region availability ... 101
How Amazon Managed Workflows for Apache Airflow (Amazon MWAA) differs ... 267
Documentation ... 103
Export-controlled content ... 103
AWS Management Console ... 268
How AWS Management Console differs ... 268
Export-controlled content ... 269
Documentation ... 103
AWS Marketplace ... 269
How AWS Marketplace differs ... 269
Documentation ... 270
Export-controlled content ... 270
Amazon MemoryDB ... 270
Region availability ... 99
How Amazon MemoryDB differs ... 99
Documentation ... 271
Export-controlled content ... 271
AWS Modular Data Center ... 272
How AWS Modular Data Center differs ... 273
Export-controlled content ... 273
Documentation ... 103
Amazon MQ ... 273
Region availability ... 99
How Amazon MQ differs ... 99
Documentation ... 274
Export-controlled content ... 274
Amazon Neptune ... 275

Region availability 101
How Amazon Neptune differs 275
Documentation 275
Export-controlled content 275
AWS Network Firewall 276
Region availability 101
How AWS Network Firewall differs 276
Documentation 276
Export-controlled content 276
Amazon OpenSearch Service 277
Region availability 101
How Amazon OpenSearch Service differs 277
Documentation 277
Export-controlled content 277
AWS Organizations 278
Region availability 101
How AWS Organizations differs 278
Creating Your Account 281
Inviting Accounts to an Organization 281
Documentation 283
Export-controlled content 283
AWS Outposts 283
Region availability 99
How AWS Outposts differs 99
Documentation 284
Export-controlled content 284
AWS PCS 285
Region availability 99
How AWS Parallel Computing Service (PCS) differs 99
Documentation 285
Export-controlled content 286
AWS ParallelCluster 286
How AWS ParallelCluster differs 286
Documentation 286
Export-controlled content 286
Amazon Pinpoint 287

How Amazon Pinpoint differs 287
Documentation 288
Export-controlled content 288
Amazon Polly 288
How Amazon Polly differs 289
Documentation 289
Export-controlled content 289
AWS Private Certificate Authority 289
Region availability 101
How AWS Private CA differs 290
Documentation 290
Export-controlled content 290
Amazon Quick 291
Region availability 99
How AWS Quick differs 99
Documentation 103
Export-controlled content 103
Red Hat OpenShift Service on AWS 293
How Red Hat OpenShift Service on AWS differs 293
Enabling ROSA 294
Creating and deploying a ROSA cluster into the AWS GovCloud (US) Regions 295
Documentation 297
Export-controlled content 124
Amazon Redshift 297
Region availability 99
How Amazon Redshift differs 99
Documentation 298
Export-controlled content 298
Amazon Rekognition 300
Region availability 99
How Amazon Rekognition differs 99
Documentation 300
Export-controlled content 300
Amazon RDS 301
Region availability 101
How Amazon Relational Database Service differs 301

Documentation 302
Export-controlled content 302
Research and Engineering Studio on AWS 304
How Research and Engineering Studio on AWS differs 304
Documentation 305
Export-controlled content 305
AWS Resilience Hub 305
Region availability 99
How AWS Resilience Hub differs 99
Documentation 306
AWS Resource Access Manager 306
Region availability 99
How AWS Resource Access Manager (RAM) differs 99
Documentation 307
Export-controlled content 307
AWS Resource Groups 307
Region availability 99
How AWS Resource Groups differs 99
Documentation 308
Export-controlled content 308
Amazon Route 53 309
Region availability 101
How Amazon Route 53 differs 309
Documentation 310
Export-controlled content 310
Amazon Glacier 311
Region availability 99
How S3 Glacier differs 99
Documentation 103
Export-controlled content 103
Amazon S3 on Outposts 312
Region availability 99
How Amazon S3 on Outposts differs 99
Documentation 103
Export-controlled content 103
Amazon SageMaker AI 313

Region availability 101
How Amazon SageMaker AI differs 313
Documentation 316
Export-controlled content 316
AWS Secrets Manager 317
Region availability 99
How AWS Secrets Manager differs 99
Documentation 317
Export-controlled content 317
AWS Security Hub 318
Region availability 99
How AWS Security Hub differs 99
Documentation 320
Export-controlled content 320
AWS Security Hub CSPM 320
Region availability 99
How Security Hub CSPM differs 99
Documentation 103
Export-controlled content 103
Amazon Security Lake 322
Region availability 99
How Amazon Security Lake differs 99
Documentation 323
Export-controlled content 323
AWS Serverless Application Repository 323
How AWS Serverless Application Repository differs 323
Documentation 323
Export-controlled content 323
Service Catalog 324
Region availability 99
How AWS Service Catalog differs 99
Documentation 103
Export-controlled content 103
Service Quotas 325
Region availability 99
How Service Quotas differs 99

Documentation 325
Export-controlled content 326
AWS Signer 326
Region availability 101
How AWS Signer differs 326
Documentation 328
Export-controlled content 328
Amazon SES 328
Region availability 101
How Amazon SES differs 329
Documentation 329
Export-controlled content 329
Amazon SNS 329
Region availability 101
How Amazon Simple Notification Service differs 330
Documentation 330
Export-controlled content 330
Amazon SQS 331
Region availability 99
How Amazon Simple Queue Service (SQS) differs 99
Documentation 331
Export-controlled content 332
Amazon S3 332
Region availability 101
How Amazon Simple Storage Service differs 332
Documentation 333
Export-controlled content 333
Amazon SWF 334
Region availability 99
How Amazon Simple Workflow Service (SWF) differs 99
Documentation 103
Export-controlled content 103
AWS Snow Family 335
How AWS Snow Family differs 335
Documentation 336
Export-controlled content 336

AWS Step Functions 336
Region availability 101
How AWS Step Functions differs 337
Documentation 337
Export-controlled content 337
AWS Storage Gateway 337
Region availability 99
How AWS Storage Gateway differs 99
Documentation 338
Export-controlled content 338
AWS Storage Gateway AMI Information 339
AWS Support in AWS GovCloud (US) 339
How AWS Support differs 339
Documentation 340
Export-controlled content 340
AWS Support Unified Operations in AWS GovCloud (US) 340
How AWS Support Unified Operations differs 340
Documentation 341
Export-controlled content 341
AWS Systems Manager 341
Region availability 101
How AWS Systems Manager differs 342
Documentation 343
Export-controlled content 343
Amazon Textract 343
Region availability 99
How Amazon Textract differs 99
Documentation 344
Export-controlled content 344
Amazon Timestream 344
Region availability 101
How Amazon Timestream differs 345
Documentation 345
Export-controlled content 345
Amazon Transcribe 346
Region availability 99

How Amazon Transcribe differs 99
Documentation 347
Export-controlled content 347
AWS Transfer Family 347
Region availability 101
How AWS Transfer Family differs 348
Documentation 348
Export-controlled content 348
AWS Transform 349
Region availability 101
How AWS Transform differs 349
Documentation 250
Export-controlled content 250
AWS Transit Gateway 350
Region availability 99
How AWS Transit Gateway differs 99
Documentation 350
Export-controlled content 350
Amazon Translate 351
Region availability 99
How Amazon Translate differs 99
Documentation 352
Export-controlled content 352
AWS Trusted Advisor 352
How AWS Trusted Advisor differs 352
Documentation 361
Export-controlled content 361
AWS Verified Access 362
Region availability 99
How AWS Verified Access differs 99
Documentation 362
Export-controlled content 362
Amazon Verified Permissions 363
Region availability 99
How Amazon Verified Permissions differs 99
Documentation 363

Export-controlled content 363
Amazon VPC 364
Region availability 101
How Amazon Virtual Private Cloud differs 364
Documentation 364
Export-controlled content 365
VMware Cloud on AWS 365
Documentation 250
AWS Site-to-Site VPN 365
Region availability 99
How AWS VPN differs 99
Documentation 103
Export-controlled content 103
AWS WAF 367
Region availability 101
How AWS WAF differs 367
Documentation 367
Export-controlled content 368
AWS Well-Architected Tool 368
How AWS Well-Architected Tool differs 369
Documentation 369
Export-controlled content 369
AWS WickrGov 369
How AWS WickrGov differs 369
Documentation 370
Export-controlled content 370
Amazon WorkSpaces 371
Region availability 99
How Amazon WorkSpaces differs 99
Documentation 372
Export-controlled content 372
Amazon WorkSpaces Applications 372
How Amazon WorkSpaces Applications differs 372
Documentation 373
Export-controlled content 373
AWS X-Ray 374

Region availability 101
How AWS X-Ray differs 374
Documentation 374
Export-controlled content 374
Troubleshooting 376
Client.UnsupportedOperation: Instances can only be launched within Amazon VPC in this region 376
AWS GovCloud (US) Administrator Account Password Reset 376
Deactivating AWS GovCloud (US) MFA devices 376
Deactivating MFA devices (console) 377
Deactivating MFA devices (AWS CLI) 377
Deactivating MFA devices (AWS API) 378
Related Resources 379
New to AWS 379
Experienced with AWS 381
Document History 382

Welcome

The *AWS GovCloud (US) User Guide* provides information about setting up your AWS GovCloud (US) account, identifies the differences between AWS GovCloud (US) Regions and other standard AWS Regions, defines usage guidelines for processing export-controlled data within AWS GovCloud (US), and setting up and using AWS Services in the AWS GovCloud (US) Regions. In this guide, the term AWS GovCloud (US) Regions refer to both AWS GovCloud (US-West) and AWS GovCloud (US-East) Regions. In this guide, we assume you are familiar with Amazon Web Services (AWS).

For a list of AWS or AWS GovCloud (US) related resources, see Related Resources.

More information related to the releases in AWS GovCloud (US) can be found at What's new with AWS GovCloud (US).

What Is AWS GovCloud (US)?

AWS GovCloud (US) consist of isolated AWS Regions designed to allow U.S. government agencies and customers move sensitive workloads into the cloud by addressing their specific regulatory and compliance requirements, including Federal Risk and Authorization Management Program (FedRAMP) High, Department of Defense Security Requirements Guide (DoD SRG) Impact Levels 4 and 5, and Criminal Justice Information Services (CJIS). To assist customers in managing their obligations under U.S. export control regimes such as the International Traffic in Arms Regulations (ITAR) and the Export Administration Regulations (EAR), AWS GovCloud (US) Regions are logically and physically administered exclusively by AWS personnel that are U.S. citizens only. In this guide, the term AWS GovCloud (US) Regions refer to both AWS GovCloud (US-West) and AWS GovCloud (US-East) Regions.

You can run workloads that contain all categories of Controlled Unclassified Information (CUI) data and government-oriented, publicly available data in AWS GovCloud (US). For a list of compliance frameworks, see AWS GovCloud (US) Security. AWS GovCloud (US) supports the management of regulated data by offering the following features:

- Restricting physical and logical administrative access to AWS personnel that are U.S. citizens only.
- Providing FIPS 140-3 endpoints. (For details on each service, see the Service Endpoints section.)

Depending on your requirements, you can also run non-government workloads in the AWS GovCloud (US) regions; and use the unique capabilities of these Regions.

> **Note**
>
> AWS manages physical and logical access controls for the AWS boundary. However, the overall security of your workloads is a shared responsibility, where you are responsible for controlling user access to content in your AWS GovCloud (US) account.

The *AWS GovCloud (US) User Guide* provides details on setting up your AWS GovCloud (US) account, identifies the differences between AWS GovCloud (US) Regions and other AWS Regions, and defines usage guidelines for processing ITAR-regulated data within the AWS GovCloud (US). This guide assumes that you are familiar with Amazon Web Services (AWS).

Additional resources:

- For pricing information, see AWS GovCloud (US) Pricing.
- For information about the differences between AWS GovCloud (US) Regions and other AWS Regions, see AWS GovCloud (US) Compared to Standard AWS Regions.
- For more information about meeting US Government compliance requirements please, see AWS GovCloud (US).
- For a list of AWS or AWS GovCloud (US)–related resources, see Related Resources.

AWS GovCloud (US) Compared to Standard AWS Regions

AWS GovCloud (US) are isolated AWS Regions designed to allow U.S. government agencies and customers to move sensitive workloads into the cloud by addressing their specific regulatory and compliance requirements, including Federal Risk and Authorization Management Program (FedRAMP) High, Department of Defense Security Requirements Guide (DoD SRG) Impact Level 5, and Criminal Justice Services (CJIS). To assist customers in managing their obligations under U.S. export control regimes such as the International Traffic in Arms Regulations (ITAR) and the Export Administration Regulations (EAR), AWS GovCloud (US) are logically and physically administered exclusively by U.S. citizens

- AWS GovCloud (US) uses FIPS 140-3 approved cryptographic modules for all AWS service API endpoints, unless otherwise indicated in the Service Endpoints section.
- AWS GovCloud (US) is appropriate for all types of Controlled Unclassified Information (CUI) and unclassified data. For more details, see Maintaining U.S. International Traffic in Arms Regulations (ITAR) Compliance.
- The AWS GovCloud (US) Regions are physically isolated and have logical network isolation from all other AWS Regions.
- AWS restricts all physical and logical access for those staff supporting AWS GovCloud (US) to US Citizens. AWS allows only vetted U.S. citizens with distinct access controls separate from other AWS Regions to administer AWS GovCloud (US). Any customer data fields that are defined as outside of the ITAR boundary (such as S3 bucket names) are explicitly documented in the service-specific section as not permitted to contain export-controlled data.
- AWS GovCloud (US) authentication is completely isolated from Amazon.com.

AWS GovCloud (US) Regions also have high-level differences compared to the standard AWS Regions. The standard AWS practice of using two AWS Regions in a partition remains. In this case, using both AWS AWS GovCloud (US) Regions for architecture is preferred. These differences are important when you evaluate and use AWS GovCloud (US). The following list outlines the differences:

Sign up

During the sign-up process, each customer is reviewed to determine if they are a U.S. entity (such as a government body, contracting company, or educational organization) where account credentials will be managed by a U.S. Person.

Endpoints

AWS GovCloud (US) uses endpoints that are specific to AWS GovCloud (US) and are publicly available from the Internet but are accessible only to AWS GovCloud (US) customers. For a list of these endpoints, see Service Endpoints.

Credentials

You can access AWS GovCloud (US) only with AWS GovCloud (US) credentials (AWS GovCloud (US) account access key and AWS GovCloud (US) IAM user credentials). You cannot access AWS GovCloud (US) with standard AWS credentials. Likewise, you cannot access standard AWS Regions using AWS GovCloud (US) credentials.

AWS Management Console for the AWS GovCloud (US) Region

You sign in to the AWS GovCloud (US) console by using an IAM user name and password. This requirement is different from the standard AWS Management Console, where you can sign in using your account credentials (email address and password). You cannot use your AWS GovCloud (US) account access keys to sign in to the AWS GovCloud (US) console. For more information about creating an IAM user, see Getting Started with AWS GovCloud (US).

Billing, account activity, and usage reports

An AWS GovCloud (US) account is always associated to a single standard AWS account for billing and payment purposes. All AWS GovCloud (US) billing is billed or invoiced to the associated standard AWS account. You can view the AWS GovCloud (US) account activity and usage reports through the associated AWS standard account only.

Services

Services in the AWS GovCloud (US) Regions might have different capabilities compared to services in standard AWS Regions. For detailed information about each service in the AWS GovCloud (US) Regions, see Using AWS GovCloud (US) Regions.

For all AWS GovCloud (US) accounts created after December 15, 2014, AWS CloudTrail will be automatically enabled with logging turned on. Amazon SNS notifications, however, must be set up independently. If you prefer not to have CloudTrail enabled, you can use the CloudTrail console in the AWS Management Console for AWS GovCloud (US) to disable it or turn off logging.

Multi-factor authentication

AWS GovCloud (US) users can use the same FIDO security tokens or virtual authenticator apps as commercial users. However, if instead opting for a TOTP hardware token for MFA, AWS GovCloud (US) users need to use a special device. This is due to the separate authentication stack. For more information, see the list of AWS GovCloud (US)-supported MFA devices on the Multi-Factor Authentication page.

Support

Technical support for the AWS GovCloud (US) Regions is delivered by a dedicated team of US-based, US citizen cloud support engineers, available 24/7 by phone, email, and chat. AWS Support makes every reasonable effort to ensure these cases are handled exclusively by US citizens throughout the entire case lifecycle. For more information, see AWS Support in AWS GovCloud (US).

AWS GovCloud (US) account validation

You can validate your AWS GovCloud (US) account ID from standard Region account by completing the following steps:

1. Login to standard Region account.
2. Click on "Account ID Name" in top right-hand corner of screen.
3. Click on "Account".
4. Scroll down to the "Sign up for AWS AWS GovCloud (US)" button.
5. Click on the "Sign up for AWS AWS GovCloud (US)" button.

A note will be displayed stating the following:

```
Our records show that you already have a GovCloud (US) account. If you lost the
 password please contact our customer support team. Thank you.
Your account is ready to use.
GovCloud (US) Account ID: XXXXXXXXXXXX (this is the customer's GovCloud account ID)
```

AWS GovCloud (US) Billing and Payment

All AWS GovCloud (US) activity, usage, and payments are managed through a standard AWS account. When you sign up for AWS GovCloud (US), your AWS GovCloud (US) account is associated with your standard AWS account. You can associate only one AWS GovCloud (US) account to one standard AWS account. If you require multiple AWS GovCloud (US) accounts, you must create a standard AWS account for each AWS GovCloud (US) account. For more information about Billing and Cost Management, see the AWS Billing and Cost Management documentation.

To view account activity and usage reports for the AWS GovCloud (US) account, you must sign in to the standard AWS account (using credentials from that account). You cannot view usage and activity from the AWS Management Console for the AWS GovCloud (US) Region.

If you use AWS services in other AWS Regions with the standard AWS account, your account activity and usage reports are combined. If you want to separate billing and usage between the two accounts, create a new standard AWS account that you use only to associate with your AWS GovCloud (US) account.

The following diagram outlines the relationship between AWS GovCloud (US) and standard AWS accounts:

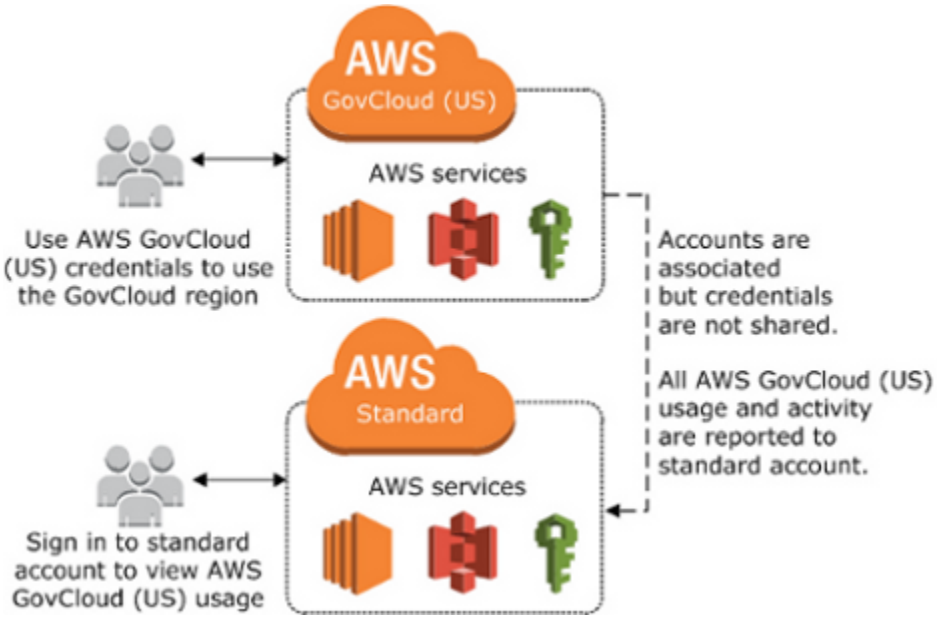

AWS GovCloud (US) account relationship to standard AWS account

AWS Cost and Usage Reports

The AWS Cost and Usage Reports (AWS CUR) contains a comprehensive set of cost and usage data. You can use Cost and Usage Reports to publish your AWS billing reports to an Amazon Simple Storage Service (Amazon S3) bucket that you own. The CURs contains AWS cost and usage data for both commercial and GovCloud partitions.

Access cost and usage reports in GovCloud partition

Currently, billing information for GovCloud accounts and regions are only available in the commercial partition. For organizations that require users to exclusively use AWS GovCloud (US) regions, you can copy CURs stored in an Amazon S3 bucket(s) in commercial region(s) into an AWS GovCloud (US) Amazon S3 bucket. See Move data in and out of AWS GovCloud (US) with Amazon S3.

Savings plans

Savings plans for GovCloud account and regions need to be purchased in the Standard commercial account. These plans purchased in the Standard account apply to usage in GovCloud regions. See How Amazon EC2 Differs for AWS GovCloud (US). In addition, GovCloud accounts inherit discount sharing configuration from their associated commercial accounts. See Activating shared Reserved Instances and Savings Plans discount sharing.

Getting Started with AWS GovCloud (US)

To sign up for AWS GovCloud (US) and to access the AWS Management Console for the AWS GovCloud (US) Regions, you follow procedures that are different from those for other AWS Regions.

The following topics describe how to sign up and get set up with AWS GovCloud (US).

AWS GovCloud (US) Sign Up

In order to sign up for an AWS GovCloud (US) account, you need to be an individual or entity that meets the requirement of AWS GovCloud (US).

- The account holder must be a U.S. entity incorporated to do business in the United States and is based on U.S. soil.
- The account holder must be a U.S. Person defined as a U.S. Citizen or active Green Card holder.
- The account holder must be able to handle International Traffic and Arms Regulation (ITAR) export controlled data.
- In addition, AWS uses automated controls to prevent the creation of fraudulent accounts. This may cause new account creations to be denied. If you believe your request was denied in error, please contact AWS Customer Support for additional assistance in account creation.

Create accounts as a direct consumer

There are two options for creating an AWS GovCloud (US) account as a direct consumer. When you create an account, you can only use Sign up for AWS (advanced).

Option 1: Creating an AWS GovCloud (US) from a standalone AWS account

If you are a direct customer of AWS and do not purchase AWS through an AWS Solution Provider or an AWS Reseller, follow the steps below. If you are using AWS Organizations to manage accounts, we recommend using the AWS Organizations API.

1. Create a new AWS standard account by signing up for a new account.
2. Log in to the new AWS account with the root credentials. If you do not have the root credentials, create a support ticket to recover the credentials.

3. Navigate to the **Account** page at the top right of the AWS Management Console.

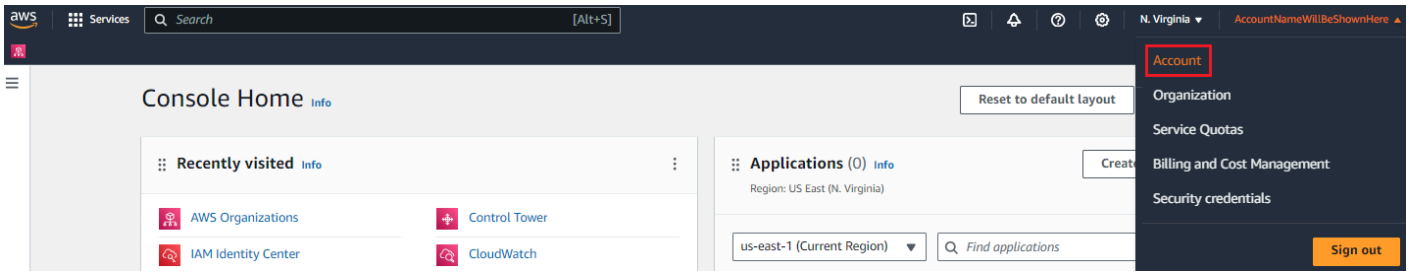

4. On the **Account** page, scroll down to the **Other settings** section. Choose the **AWS GovCloud** link. If you do not see this link, ensure you logged in with the root credentials otherwise, create a support ticket.

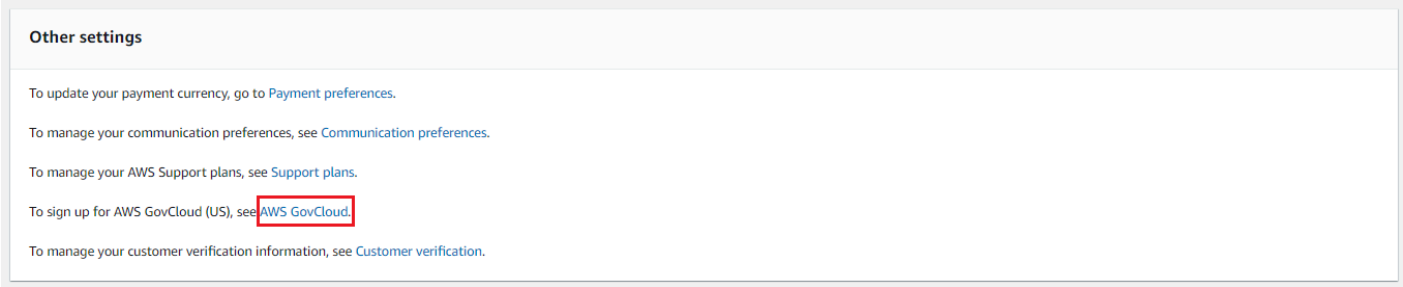

5. This will navigate you to the AWS GovCloud (US) Sign Up Portal where you are asked to accept the AWS GovCloud (US) legal agreement and provide additional information, so we can verify your eligibility for an AWS GovCloud (US) account.

Option 2: Creating an AWS GovCloud (US) with AWS Organizations

AWS Organizations helps you centrally govern your environment as you grow and scale your workloads on AWS. AWS Organizations manages a set of accounts within each partition and can help create accounts across partitions. For example, you can create an AWS organization within the AWS US Standard Regions to manage accounts in those Regions. You will need to create a separate AWS organization in AWS GovCloud (US) to manage accounts in the AWS GovCloud (US) partition.

1. Follow the steps above to create a standalone AWS GovCloud (US) account that is mapped to your AWS Organizations management account.
2. Call the AWS Organizations CreateGovCloudAccount API from the AWS Standard account that is the management account of your Organization. This will create two accounts, one in the AWS Standard Region Organization and an associated AWS GovCloud (US) Account. This API will create roles for accessing the new AWS Standard account from the Standard Organization and will create roles in the AWS GovCloud (US) account that is mapped to your management account for accessing the new AWS GovCloud (US) account.

3. The API call will return success but is executed asynchronously and may take a few minutes to complete. For more information, visit the AWS Organizations documentation.

   In order to get the account numbers being created, please run the describe-create-account-status command.

   Example

   describe-create-account-status --create-account-request-id [value].

   aws organizations describe-create-account-status --create-account-request-id car-examplecreateaccountrequestid111

   See here for more information.
4. Once complete, you can log in to your AWS GovCloud (US) management account and switch role into the new AWS GovCloud (US) account.
5. After creating the standalone account in the AWS GovCloud (US), you can invite it to an organization in the AWS GovCloud (US) only.

Creating an AWS GovCloud (US) account through a Reseller or Solution Provider

Contact your AWS Solution Provider or AWS Reseller to sign up for an AWS GovCloud (US) account.

Solution Providers or Resellers

If you are a **Solution Provider and wish to resell Authorized Services in the AWS GovCloud (US) Regions** please contact your AWS business representative by going to the AWS GovCloud (US) Contact Us page and completing the form to start the sign-up process.

AWS Marketplace

Software vendors who want to be listed in the AWS Marketplace for AWS GovCloud (US) must have a direct agreement with AWS. Software vendors who want to be listed in the AWS GovCloud (US) Region should sign up as a Direct Customer whether they are resellers or not.

Close Account

For instructions on how to close an AWS GovCloud (US) account, see Closing an AWS GovCloud (US) account.

AWS Standard Account Linking

AWS GovCloud (US) accounts are associated 1:1 with standard AWS accounts for billing, service, and support purposes. Customers are required to have an existing standard account before signing up for an AWS GovCloud (US) account

> **Important**
>
> We recommend creating a new AWS account that will only be used for AWS GovCloud (US) sign up and billing (i.e. do not deploy any AWS workloads into AWS standard account). A dedicated AWS account for the new AWS GovCloud (US) account will enable you to transfer the AWS GovCloud (US) account to another party in the future and fully close the AWS GovCloud (US) accounts without affecting your other AWS workloads.

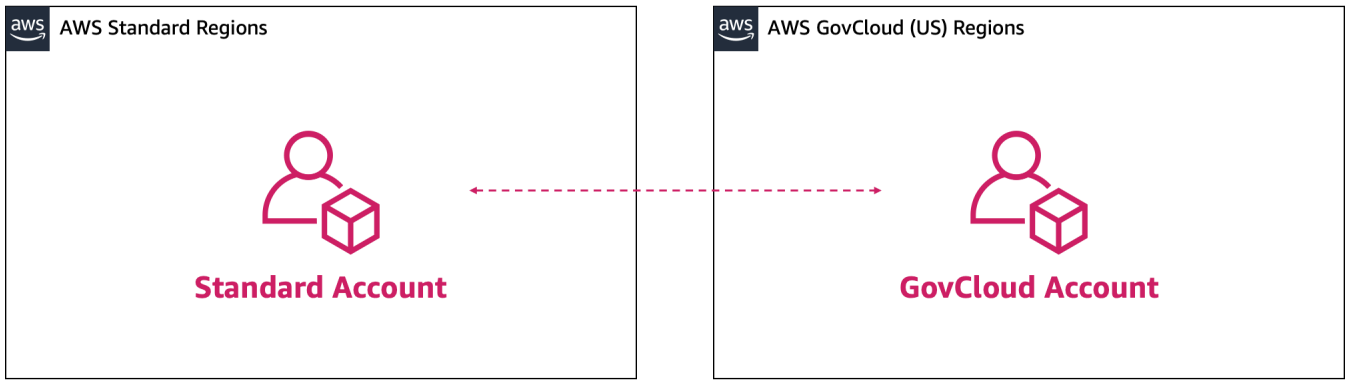

If you are using AWS Organizations to manage accounts within AWS standard regions, you can create the new standard account from AWS Organizations console or using the AWS Organizations API. Your AWS Organization in your standard AWS account is separate from the AWS Organizations in your AWS GovCloud (US) should you choose to create one, even though the accounts are linked. You must manage each separately. Only the standard AWS account will be managed by the existing Organization.

You can create a new AWS Organizations within the AWS GovCloud (US) partition by creating a set of new accounts, creating a new AWS Organizations root within one of the new accounts, and inviting the other AWS GovCloud (US) accounts to the new AWS Organization. Follow the steps for inviting accounts to an organization here. This will result in separate AWS Organization, one in each partition.

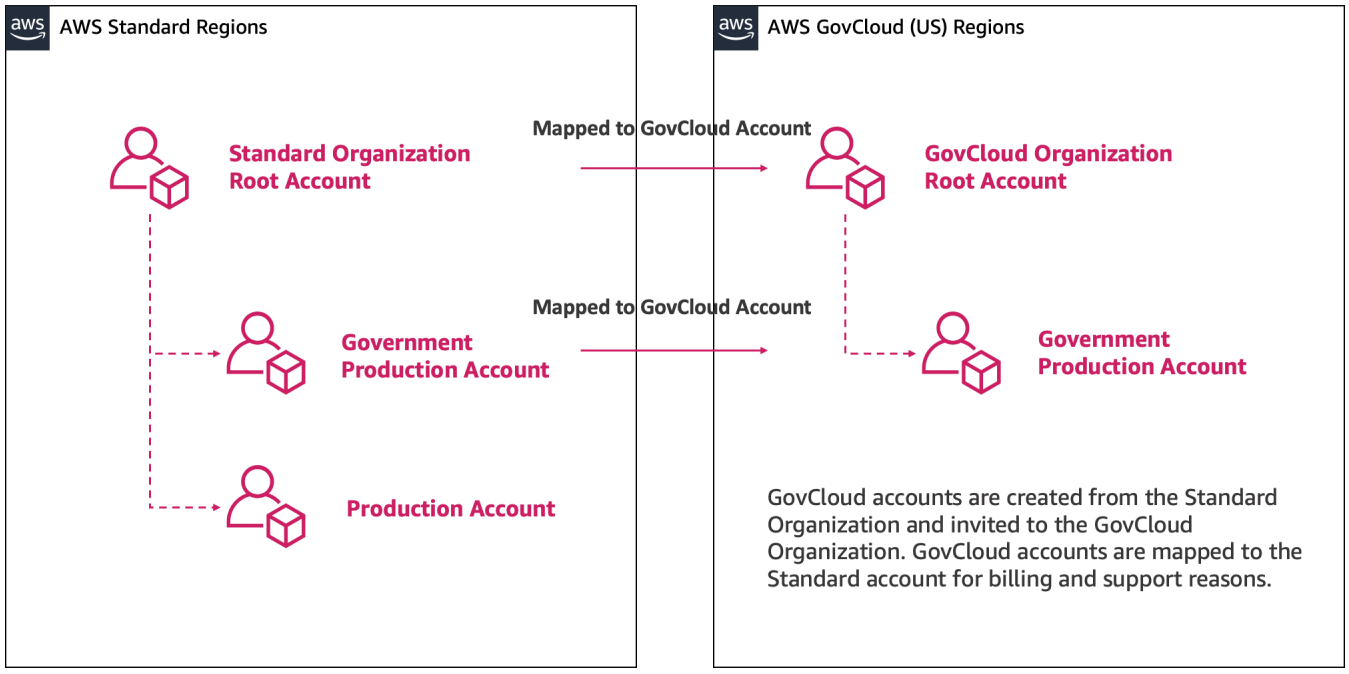

Signing in to AWS GovCloud (US)

The AWS Management Console provides a web-based user interface that you can use to create and manage your AWS resources. For example, you can start and stop Amazon EC2 instances, create Amazon DynamoDB tables, create Amazon S3 buckets, and so on.

Before you can use the AWS Management Console, you must sign in to your AWS GovCloud (US) account. There are two different types of users in AWS GovCloud (US). You are either the account owner (root user) or you are an IAM user. The root user is created when the AWS GovCloud (US) account is created. IAM users are created by the root user or an IAM administrator within the AWS GovCloud (US) account.

If you do not remember your credentials or have trouble signing in using your credentials, see Troubleshooting AWS GovCloud (US) sign-in or account issues.

Sign in as the root user

The AWS Management Console for AWS GovCloud (US) only supports signing in as an IAM user. Signing in to the AWS Management Console for AWS GovCloud (US) as the AWS GovCloud (US) account root user or as the associated standard AWS account root user is not supported.

For more information, see AWS Identity and Access Management in AWS GovCloud (US).

For more information about the AWS GovCloud (US) account root user, see AWS GovCloud (US) account root.

Sign in as an IAM user

Before you sign in to an AWS GovCloud (US) account as an IAM user, be sure that you have the following required information. If you do not have this information, contact the administrator for the AWS GovCloud (US) account.

Requirements

- One of the following:
  - The account alias.
  - The 12-digit AWS GovCloud (US) account ID.
- The user name for your IAM user.
- The password for your IAM user.

If you are a root user or IAM administrator and need to provide the AWS GovCloud (US) account ID or AWS GovCloud (US) account alias to an IAM user, see Your AWS GovCloud (US) account ID and its alias.

If you are an IAM user, you can log in using either a sign-in URL or the main sign-in page.

To sign in to an AWS GovCloud (US) account as an IAM user using an IAM user sign-in URL

1. Open a browser and enter the following sign-in URL, replacing account_alias_or_id with the account alias or account ID provided by your administrator.

```
https://<account_alias_or_id>.signin.amazonaws-us-gov.com
```

2. Enter your IAM user name and password and choose **Sign in**.

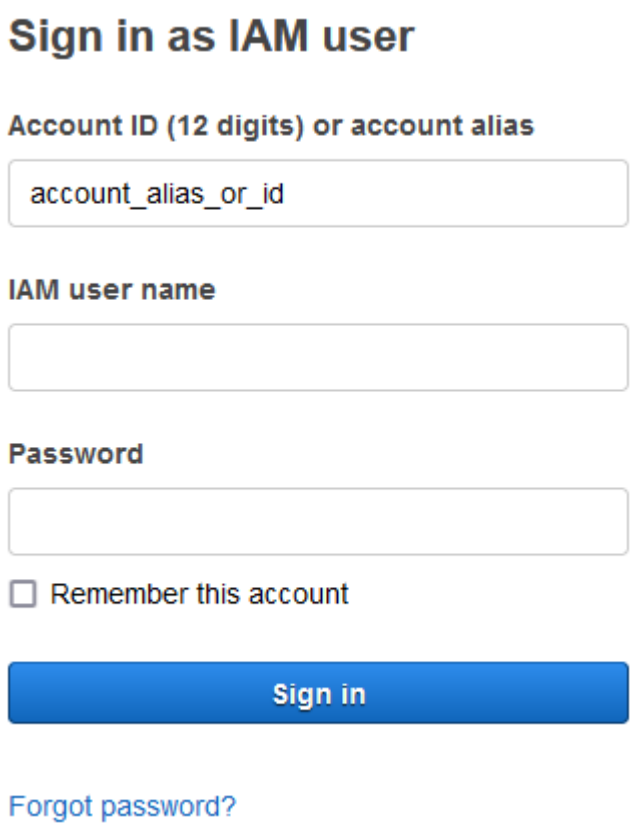

To sign in to an AWS GovCloud (US) account as an IAM user using the main sign-in page

1. Open link.

   If you have signed in previously using this browser, your browser might remember the account alias or account ID for the AWS GovCloud (US) account.

2. Enter account alias or account ID, IAM user name and password and choose **Sign in**.

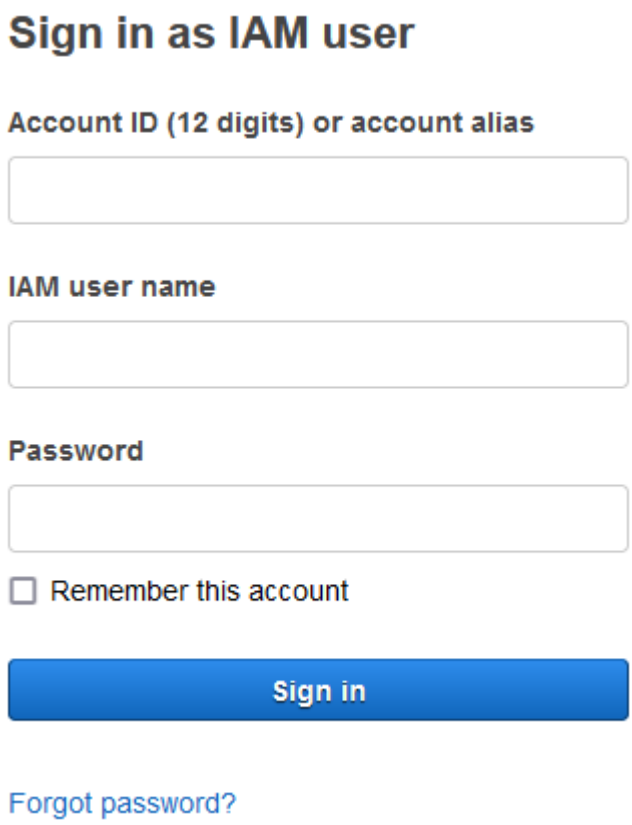

Your AWS GovCloud (US) account ID and its alias

To sign in to an AWS GovCloud (US) account as an IAM user, you must have an account alias or an account ID for the AWS GovCloud (US) account. If you are signed in to the AWS Management Console or have configured the AWS CLI or an AWS SDK with your account credentials, you can find the account alias or account ID for the AWS GovCloud (US) account. If you cannot sign in, ask your administrator for the information that you need to sign in.

> **Note**
>
> Account aliases are not secrets, and they will appear in your public-facing sign-in page URL. Do not include any sensitive information in your account alias.

Finding your AWS GovCloud (US) account ID

You can find the account ID for your AWS GovCloud (US) account using the following methods.

> **Note**
>
> Support can't help you recover this information.

Finding your AWS GovCloud (US) account ID using the AWS Management Console for AWS GovCloud (US)

You can retrieve your AWS GovCloud (US) account ID by Signing in to AWS GovCloud (US). In the navigation bar, choose **Support**, and then **Support Center**. Your currently signed-in 12-digit account number (ID) appears in the **Support Center** navigation pane.

Finding your AWS GovCloud (US) account ID using the standard AWS Management Console

You can retrieve your AWS GovCloud (US) account ID by signing in to the standard AWS Management Console as the root of the associated standard AWS account. In the navigation bar, choose your account name on the top right of the window, and then choose **Account**. On the **Account Settings** page, your 12-digit AWS GovCloud (US) account ID appears under **Linked AWS GovCloud (US) account**.

Finding your AWS GovCloud (US) account ID using the AWS CLI

With AWS GovCloud (US) account credentials use the following command to view your user ID, account ID, and your user ARN:

- aws sts get-caller-identity

If your AWS GovCloud (US) account was created using the CreateGovCloudAccount API, use the following command view your AWS GovCloud (US) account ID and its associated standard AWS account ID. This call must be made from the standard AWS Organizations management account or by a member account that is a delegated administrator for an AWS service.

- aws organizations list-create-account-status

Finding your AWS GovCloud (US) account ID using the API

With AWS GovCloud (US) account credentials, use the following API to view your user ID, account ID, and your user ARN:

- GetCallerIdentity

If your AWS GovCloud (US) account was created using the CreateGovCloudAccount API, use the following command view your AWS GovCloud (US) account ID and its associated standard AWS account ID. This call must be made from the standard AWS Organizations management account or by a member account that is a delegated administrator for an AWS service.

- ListCreateAccountStatus

Finding your associated standard AWS account ID

> **Note**
>
> Support can't help you recover this information.

Finding your associated standard AWS account ID using the AWS Management Console for AWS GovCloud (US)

You can retrieve your associated standard AWS account ID by signing into your AWS GovCloud (US) account.

In the navigation bar, choose **Support**, and then **Support Center**. In the **Support Center** navigation pane, choose **Your support cases** and open the most recently created support case by choosing its **Case ID** or **Subject**. In the **Case details**, look for the email address listed in the **Opened by** field. If your account email address has not changed since opening the case, this will be your account email address. Sign in as the root of your standard AWS account using this email and follow Finding your AWS account ID in the *AWS Identity and Access Management User Guide*guide.

> **Note**
>
> If you have never opened a support case or believe the email address has since changed, create a support case for account and billing and resolve it immediately. Review the case's **Open by** field to see the associated account email.

Finding your associated standard AWS account ID using the AWS CLI

If your AWS GovCloud (US) account was created using CreateGovCloudAccount API, use the following command view your AWS GovCloud (US) account ID and its associated standard AWS

account ID. This call must be made from the standard AWS Organizations management account or by a member account that is a delegated administrator for an AWS service.

- aws organizations list-create-account-status

Finding your associated standard AWS account ID using the API

If your AWS GovCloud (US) account was created using the CreateGovCloudAccount API, use the following command view your AWS GovCloud (US) account ID and its associated standard AWS account ID. This call must be made from the standard AWS Organizations management account or by a member account that is a delegated administrator for an AWS service.

- ListCreateAccountStatus

About account aliases

If you want the URL for your sign-in page to contain your company name (or other friendly identifier) instead of your AWS GovCloud (US) account ID, you can create an account alias. This section provides information about AWS account aliases and lists the API operations that you use to create an alias.

Your sign-in page URL has the following format, by default.

```
https://<Your_Account_ID>.signin.aws.amazon.com/console/
```

If you create an AWS account alias for your AWS GovCloud (US) ID, your sign-in page URL looks like the following example.

```
https://<Your_Account_Alias>.signin.aws.amazon.com/console/
```

The original URL containing your AWS GovCloud (US) ID remains active and can be used after you create your AWS account alias.

> **Tip**
>
> To create a bookmark for your account sign-in page in your web browser, you should manually type the sign-in URL in the bookmark entry. Don't use your web browser's "bookmark this page" feature.

Creating, deleting, and listing an AWS account alias

You can use the AWS Management Console, the IAM API, or the command line interface to create or delete your AWS GovCloud (US) account alias.

Considerations

- Your AWS GovCloud (US) account can have only one alias. If you create a new alias for your AWS GovCloud (US) account, the new alias overwrites the previous alias, and the URL containing the previous alias stops working.
- The account alias must be unique across all Amazon Web Services products. It must contain only digits, lowercase letters, and hyphens. For more information on limitations on AWS account entities, see IAM and AWS STS quotas.
- Changes to your AWS GovCloud (US) account alias or the associated standard AWS account alias will not overwrite the other alias. They can each be customized without interference of the other. See Creating, deleting, and listing an AWS account alias in the *AWS Identity and Access Management User Guide*to learn more about customizing the associated standard AWS account alias.

Creating, editing, and deleting aliases (console)

You can create, edit, and delete an account alias from the AWS Management Console for AWS GovCloud (US).

To create, edit, or remove an account alias (console)

1. Sign in to the AWS Management Console for AWS GovCloud (US) and open the IAM console at https://console.amazonaws-us-gov.com/iam/.
2. In the navigation pane, choose **Dashboard**.
3. In the **AWS account** section, find **Account Alias**, and choose **Create**. If an alias already exists, then choose **Edit**.
4. Type the name you want to use for your alias, then choose **Save changes**.
5. To remove the alias, next to **Account Alias** choose **Delete**, and then choose **Delete**. The sign-in URL reverts to using your AWS account ID.

Creating, deleting, and listing aliases (AWS CLI)

> **Note**
>
> You must use AWS GovCloud (US) credentials.

To create an alias for your AWS Management Console for AWS GovCloud (US) sign-in page URL, run the following command:

- aws iam create-account-alias

To delete an AWS account ID alias, run the following command:

- aws iam delete-account-alias

To display your AWS account ID alias, run the following command:

- aws iam list-account-aliases

Creating, deleting, and listing aliases (AWS API)

> **Note**
>
> You must use AWS GovCloud (US) credentials.

To create an alias for your AWS Management Console for AWS GovCloud (US) sign-in page URL, call the following operation:

- aws CreateAccountAlias

To delete an alias for your AWS Management Console for AWS GovCloud (US) sign-in page URL, call the following operation:

- aws DeleteAccountAlias

To display your AWS account ID alias, call the following operation:

- aws ListAccountAliases

Troubleshooting AWS GovCloud (US) sign-in or account issues

Use the information here to help you troubleshoot sign-in and other AWS GovCloud (US) account issues. For step-by-step directions to sign in to an AWS account, see Sign in as the root

If you are having trouble signing in to your associated standard AWS account, see Troubleshooting sign-in issues in the *AWS Sign-In User Guide* instead.

> **Note**
>
> For security purposes, AWS doesn't have access to view, provide, or change your credentials.

My AWS GovCloud (US) credentials aren't working

When you can't sign in to the AWS Management Console for AWS GovCloud (US), try to remember how you previously accessed AWS.

If you don't remember signing in using a password at all

You might have previously accessed AWS without using AWS credentials. This is common for enterprise single sign-on through IAM Identity Center. Accessing AWS this way means that you use your corporate credentials to access AWS accounts or applications without entering your credentials.

- **AWS access portal** – If an administrator allows you to use credentials from outside AWS to access AWS, you need the URL for your portal. Check your email, browser favorites, or browser history for a URL that includes `awsapps.com/start` or `signin.aws/platform/login`.

  For example, your custom URL might include an ID or a domain such as `https://d-1234567890.awsapps.com/start`.

  If you can't find your portal link, contact your administrator. Support can't help you recover this information.

If you remember signing in using a password

You might be on the wrong page. Try signing in on a different page:

- **Root user sign-in page** – Signing in to the AWS Management Console for AWS GovCloud (US) as the root user is not supported. To learn more about the root user in AWS GovCloud (US), see AWS GovCloud (US) account root in the *AWS GovCloud (US) User Guide*.
- **IAM user sign-in page** – If you or someone else created an IAM user within a single AWS GovCloud (US) account, you must know that account ID or alias. Enter your account ID or alias, user name, and password in to the AWS Management Console for AWS GovCloud (US). To learn how to access the IAM user sign-in page, see Sign in as the root. If you forgot your IAM user password, see I lost or forgot my AWS GovCloud (US) IAM user name or password for information on resetting your IAM user password. If you forgot your account number, search your email, browser favorites, or browser history for a URL that includes `signin.amazonaws-us-gov.com/`. Your account ID or alias will precede this URL, such as `account_alias_or_id.signin.amazonaws-us-gov.com`. The account ID can also follow the `account=` or `account%3D` text in the URL. If you can't find your account ID or alias, see I need my AWS GovCloud (US) account ID or account alias.
- **AWS access portal** – If an administrator set up an AWS IAM Identity Center identity source for AWS, you must sign in using your user name and password. In this case, you need the URL for your portal. Check your email, secure password storage, browser favorites, or browser history for a URL that includes `start.us-gov-home.awsapps.com` or `s signin-fips.amazonaws-us-gov.com/platform/login`. For example, your custom URL might include an ID or a domain such as `https://start.us-gov-home.awsapps.com/directory/d-1234567890`.

  If you can't find your portal link, contact your administrator. Support can't help you recover this information.

For more assistance on troubleshooting your sign-in issues, see What do I do if I'm having trouble signing in to or accessing my AWS account?

I need my AWS GovCloud (US) account ID or account alias

If you are an IAM user and you are not signed in, you must ask your administrator for the AWS account ID or AWS account alias. You need this information, plus your IAM user name and password, to sign in to an AWS account. To learn more about where to find your account ID and alias, see Your AWS GovCloud (US) account ID and its alias in the *AWS GovCloud (US) User Guide*.

> **Note**
>
> Support can't help you recover this information.

I lost or forgot my AWS GovCloud (US) IAM user name or password

If you are an IAM user, your administrator provides your credentials. If you forget your password, you must ask your administrator to reset your password. To learn how an administrator can manage your password, see Managing passwords for IAM users.

If you are an administrator of the AWS GovCloud (US) account and have forgot your password to the AWS Management Console for AWS GovCloud (US), please contact another administrator in the account to assist with restoring your access. If there are no other users with administrative access to your account, you will need root credentials for your AWS GovCloud (US) account to restore console access. To learn how to restore administrative console access with the root user, see AWS GovCloud (US) account root in the *AWS GovCloud (US) User Guide*.

I lost or forgot the access keys for my AWS GovCloud (US) IAM user name

If you are an IAM user and you forget your access keys, you will need new access keys. If you have permission to create your own access keys, you can find instructions for creating a new one at Managing access keys (console). If you do not have the required permissions, you must ask your administrator to create new access keys. If you are still using your old keys, ask your administrator not to delete the old keys. To learn how an administrator can manage your access keys, see Managing access keys for IAM users.

You should follow the AWS best practice of periodically changing your password and AWS access keys. In AWS, you change access keys by rotating them. This means that you create a new one, configure your applications to use the new key, and then delete the old one. You are allowed to have two access key pairs active at the same time for just this reason. For more information, see Rotating access keys.

I lost or forgot the access keys for my AWS GovCloud (US) root user

If you forget your AWS GovCloud (US) account root access keys, you can request new access keys, see AWS GovCloud (US) account root in the *AWS GovCloud (US) User Guide*.

I forgot the root user password for my standard AWS account

If you are a root user and you have lost or forgot the password for your associated standard AWS account, you can reset your password. You must know the email address used to create the associated standard AWS account and you must have access to the email account. For more information, see Resetting lost or forgotten passwords or access keys for AWS.

I don't know the email for my standard AWS account or AWS GovCloud (US) account

Your AWS GovCloud (US) account email address is the same as email address configured in its assocated standard AWS account. Changing the standard AWS account email will result in a change to the AWS GovCloud (US)) account email.

If you are not sure of the email address associated with your AWS GovCloud (US) account, sign in to your AWS GovCloud (US) account. In the navigation bar, choose **Support**, and then **Support Center**. In the **Support Center** navigation pane, choose **Your support cases** and open the most recently created support case by choosing its **Case ID** or **Subject**. In the **Case details**, look for the email address listed in the **Opened by** field. If your account email address has not changed since opening the case, this will be your account email address.

> **Note**
>
> If you have never opened a support case or believe the email address has since changed, Create a support case for account and billing and resolve it immediately. Review this cases **Open by** field to see the associated account email.

If you can't sign in to your AWS GovCloud (US) account to find your email address, see I don't have access to the email for my AWS account in the AWS Sign-In User Guide.

I don't have access to the email for my standard AWS account or AWS GovCloud (US) account

If you know the email address, but no longer have access to the email, see I don't have access to the email for my AWS account in the *AWS Sign-In User Guide*.

I need to change the credit card for my AWS GovCloud (US) account

To change the credit card for your AWS GovCloud (US) account, you must have access to its associated standard AWS account. See I need to change the credit card for my AWS account in the *AWS Account Management Reference Guide*.

I need to report fraudulent AWS GovCloud (US) account activity

If you suspect fraudulent activity using your AWS GovCloud (US) account and would like to make a report, see How do I report abuse of AWS resources.

I need to close my AWS GovCloud (US) account activity

See Closing an AWS GovCloud (US) account in the *AWS GovCloud (US) User Guide*.

AWS GovCloud (US) account root user

When you first create a standard AWS account (not an AWS GovCloud (US) account), you begin with one identity that has complete access to all AWS services and resources in the account. This identity is called the AWS account root user. You can sign in as the root user using the email address and password that you used to create the account.

When you finish the AWS GovCloud (US) Sign Up process and your AWS GovCloud (US) account is created, the AWS GovCloud (US) account root user is also created at that time. Unlike the conclusion of the standard AWS account sign up process, you cannot sign-in to the AWS Management Console for AWS GovCloud (US) using your account email address and password. Depending on the method you used to sign up, you are provided initial console access to your AWS GovCloud (US) account via either an Administrator IAM user or the `OrganizationAccountAccessRole` IAM role.

While AWS GovCloud (US) account root user console access is not supported, programmatic access keys are supported. Access keys are long-term credentials for an IAM user or the AWS account root user. You can use access keys to sign programmatic requests to the AWS CLI or AWS API (directly or using the AWS SDK).

Anyone who has root user access keys for your AWS GovCloud (US) account has unrestricted access to all the resources in your account.

In this guide you will find…

- How to identify if your AWS GovCloud (US) account has root access keys
- Step-by-step directions to request your AWS GovCloud (US) account root user access keys
- Information that will help you complete task that require the AWS GovCloud (US) account root user

> **Important**
>
> We strongly recommend that you do not use the root user for your everyday tasks, even the administrative ones. Instead, adhere to the best practice of using the root user only

to create your first IAM user. Then securely lock away the root user access keys and use them to perform only a few account and service management tasks. To view the tasks that require root user access keys, see Tasks in AWS GovCloud (US) Regions that require root access keys

Does my AWS GovCloud (US) account have existing root access keys?

As an AWS GovCloud (US) account administrator, you may want to know if there are root access keys in your AWS GovCloud (US) account.

Method 1

You can generate and download a credential report that lists all users in your account and the status of their various credentials, including passwords, access keys, and MFA device from your AWS GovCloud (US) account.

To get your credential report, see Getting credential reports for your AWS account in the *AWS Identity and Access Management User Guide*.

In the credential report CSV, the following columns will allow you to identify if you have root access keys in your account and if they are active.

- **user** – Identify the `root_account` row.
- **access_key_1_active** – When the root user has an access key and the access key's status is Active, this value is `TRUE`. Otherwise it is `FALSE`.
- **access_key_1_last_rotated** – The date and time, in ISO 8601 date-time format, when the root user's access key was created or last changed. If the root user does not have an active access key, the value in this field is `N/A` (not applicable).
- **access_key_2_active** – When the root user has a second access key and the second key's status is Active, this value is `TRUE`. Otherwise it is `FALSE`.
- **access_key_2_last_rotated** – The date and time, ISO 8601 date-time format, when the root user's second access key was created or last changed. If the root user does not have a second active access key, the value in this field is `N/A` (not applicable).

In this example, the root user has an active root access key in the account because the `access_key_1_last_rotated` field is not marked `N/A` and the `access_key_1_active` field

is marked TRUE. You can also see there is not a second access key associated with the root user because `access_key_2_last_rotated` field is marked `N/A`. Since there is not a second access key `access_key_2_active` field is marked `FALSE`.

	A	B
1	user	<root_account>
2	arn	arn:aws-us-gov:iam::123456789012:root
3	user_creation_time	2018-09-18T12:40:35+00:00
4	password_enabled	not_supported
5	password_last_used	no_information
6	password_last_changed	not_supported
7	password_next_rotation	not_supported
8	mfa_active	FALSE
9	access_key_1_active	TRUE
10	access_key_1_last_rotated	2022-08-27T14:06:52+00:00
11	access_key_1_last_used_date	2022-09-30T21:28:00+00:00
12	access_key_1_last_used_region	us-gov-west-1
13	access_key_1_last_used_service	iam
14	access_key_2_active	FALSE
15	access_key_2_last_rotated	N/A
16	access_key_2_last_used_date	N/A
17	access_key_2_last_used_region	N/A
18	access_key_2_last_used_service	N/A
19	cert_1_active	FALSE
20	cert_1_last_rotated	N/A
21	cert_2_active	FALSE
22	cert_2_last_rotated	N/A

For info on removing root user access keys, see Deleting my AWS GovCloud (US) account root access keys.

Method 2

If AWS Security Hub CSPM is enabled on your account, the following Security Hub CSPM controls have a Failed compliance status when root access keys exist in your AWS GovCloud (US) account.

- CIS AWS Foundations Benchmark standard: 1.12 – Ensure no root access key exists
- Payment Card Industry Data Security Standard (PCI DSS): [PCI.IAM.1 IAM root access key should not exist]
- AWS Foundational Security Best Practices standard: [IAM.4 IAM root access key should not exist]

For more information on AWS Security Hub CSPM, see the AWS Security Hub CSPM User Guide.

To remediate these findings, see Deleting my AWS GovCloud (US) account root access keys.

Requesting root access keys for an AWS GovCloud (US) account

AWS GovCloud (US) account root user access keys can be requested from Support. Once your request is processed and approved, any existing AWS GovCloud (US) account root user access keys in your AWS GovCloud (US) account will be deleted, followed by the creation of a single new access key. This new access key will stored as an encrypted secret with AWS Secrets Manager and AWS KMS in the **US East (N. Virginia)** Region. This secret is made available exclusively to the root user of the standard AWS account associated with your AWS GovCloud (US) account.

AWS managed account for this process: **536883072436**.

Use the following guide to request and retrieve a new AWS GovCloud (US) account root user access key.

> **Important**
>
> This process is for AWS GovCloud (US) customers who have already signed up for an AWS GovCloud (US) account and completed all onboarding steps. If you are having issues with onboarding into AWS GovCloud (US), see AWS GovCloud (US) Sign Up or contact Support.

Prerequisites

This task **requires root access** to the standard AWS account associated with your AWS GovCloud (US) account.

> **Important**
>
> The AWS GovCloud (US) account root user access keys provides unrestricted access to your AWS GovCloud (US) account. For security purposes Support will only process request for

AWS GovCloud (US) root credentials when the requester is the root user of the standard AWS account associated with your AWS GovCloud (US) account.

If your AWS GovCloud (US) account is in an AWS GovCloud (US) Organization and has a service control policy (SCP) applied to the AWS GovCloud (US) account that disallows actions as the root or prevents the creation of root access keys, your AWS GovCloud (US) Organization management account will need to adjust the SCP before you can request AWS GovCloud (US) account root access keys. Specifically they will need to allow the following actions from the root user:

- CreateAccessKey
- DeleteAccessKey
- ListAccessKeys

For AWS GovCloud (US) Organization Management Account Administrators

The following SCP meets the minimum requirements to process a request for AWS GovCloud (US) account root user access keys while disallowing all other actions from the AWS GovCloud (US) account root user.

This is useful in the situation where a member account may have forgot or lost their existing AWS GovCloud (US) account root user access keys and you would like to prevent them from being used to take actions against account resources until Support can process your request for new AWS GovCloud (US) account root user access keys.

Note

When a member account needs to perform administrative task as the root user after retrieving their new AWS GovCloud (US) account root access keys from Support, they may be blocked from completing the task. Move the member account to another OU with a less restrictive SCP applied or remove the policy completely to enable them to complete Tasks in AWS GovCloud (US) Regions that require root access keys.
This SCP will not affect the AWS GovCloud (US) Organizations Management account should you move that account into an OU with this SCP applied. To learn more, see Tasks and entities not restricted by SCPs in the *AWS Organizations User Guide*.

Step 1: Gather required information

Gather the following required information so you have it on hand when you open a support case in Step 2:

1. **Company Name** – This is the full legal name of a Company or Public Sector Organization associated with this account. If this AWS GovCloud (US) account is not associated with a Company or Public Sector Organization, provide Individual Account Owner as the Company Name.
2. **Account Email** – If you are not aware of your account email, see I don't know the email for my standard AWS account or AWS GovCloud (US) account in the *AWS GovCloud (US) User Guide*. If you need to change your account email, see How do I change the email address that's associated with my AWS account?
3. **Address** – This is the mailing address for your Company, Public Sector Organization, or the Individual Account Holder.
4. **AWS GovCloud (US) Account ID** – If you are not aware of your AWS GovCloud (US) account ID, see Finding your AWS GovCloud (US) account ID in the *AWS GovCloud (US) User Guide*.
5. **Asymmetric KMS key** – You need to provide an asymmetric KMS key when requesting root access keys for an AWS GovCloud (US) account. Generate the key in the standard AWS account associated with the AWS GovCloud (US) account and in `us-east-1`.

   To generate a KMS key, use the following AWS CLI command:

```
aws kms create-key \
    --region us-east-1 \
    --key-usage ENCRYPT_DECRYPT \
    --key-spec RSA_2048 \
    --description "Asymmetric KMS key for encryption and decryption" \
    --policy '{
        "Version": "2012-10-17",
        "Statement": [
            {
                "Sid": "Enable IAM User Permissions",
                "Effect": "Allow",
                "Principal": {"AWS": "arn:aws:iam::<your-account-ID>:root"},
                "Action": "kms:*",
                "Resource": "*"
            },
            {
                "Sid": "Allow external account to encrypt",
                "Effect": "Allow",
```

```
                "Principal": {"AWS": "arn:aws:iam::536883072436:root"},
                "Action": "kms:Encrypt",
                "Resource": "*"
            }
        ]
    }'
```

6. **Account Owner** – This is the full legal name (First, Middle, Last Name) of the account owner who is requesting AWS GovCloud (US) account root user access keys. Account owner is the individual creating the support case that meets the requirements outlined in the template found in Step 2.

Step 2: Create a support case

In this step, you create a support case to the Accounts and Billing support team to request root credentials for your AWS GovCloud (US) account.

1. Sign in to your standard AWS account associated with your AWS GovCloud (US) account as the root user. To learn about signing in as the root user, see Sign in as the root in the *AWS Sign-In User Guide*.

   If you are having issues signing in to your standard AWS account as the root user, see Troubleshooting AWS sign-in or account issues in the *AWS Sign-In User Guide*.
2. Navigate to Support Center by choosing the **?** icon in the navigation bar and then choose **Support Center** from the dropdown.
3. Choose **Create case** from the Open support cases section.
4. Choose **Account and billing**.
5. Use the dropdown box to choose **Account**. For **Category** choose **AWS GovCloud (US) – Request Root Credentials**, and then choose **Next step: Additional information**.
6. For **Subject** enter **AWS GovCloud (US) – Request Root Credentials**.
7. In the **Description** box, copy and paste the following template:

```
Company Name: [Company Name From Step 1]
Account Email: [Account Email  From Step 1]
Address: [Address  From Step 1]
{govcloud-us} Account ID: [{govcloud-us} Account ID From Step 1]
Asymmetric [shared]``kms-key`` ARN: [Asymmetric {shared}kms-key ARN from Step 1]

I [Full Legal Name: First, Middle, Last Name of the Account Owner] hereby
acknowledge the applicable requirements contained in the {govcloud-us}
```

```
   Addendum to the [shared]``AWS`` Customer Agreement (the "{govcloud-us} Addendum")
   that apply to and governs the use of the [shared]``AWS-services`` in the
{govcloud-us}
   Region by the above referenced company. In accordance with the terms of the
   {govcloud-us} Addendum, I represent and warrant that: I am a U.S. person;
   not subject to export restrictions under U.S. export control laws and regulations
   (e.g., I am not on the denied or debarred party list or otherwise subject
   to sanctions); and have full authority to request [shared]``AWS`` release to me
   account credentials relating to the subject {govcloud-us} account listed above.

   By typing my name below, I certify the above statements to be true and correct
   to the best of my knowledge, and that this information can be used for the
   purpose of processing new root credentials for the {govcloud-us}
   account listed above.

   Name: [Full Legal Name: First, Middle, Last Name of the Account Owner]
   Title: [Your title related to the Company Name identified above]
   Date: [Enter the date]
```

8. Using the information collected in Step 1 fill out the required fields indicated by [brackets] in the template.

> **Important**
>
> Support will not process your request should the following be identified in your support case:
>
> - An incomplete template was provided.
> - There is missing information in the required fields.
> - The AWS GovCloud (US) Account ID field has an AWS GovCloud (US) account ID not associated with the standard AWS account that is creating this support case.
> - The Account Email field has an email that is not associated with the standard AWS account that creates this support case.
> - Multiple AWS GovCloud (US) account IDs were provided. Each AWS GovCloud (US) account requested will need its own support case from the associated standard AWS account as the root user.

The following image shows an example of a completed ticket:

Subject

AWS GovCloud (US) - Request Root Credentials

Maximum 250 characters (206 remaining)

Description

Don't share any sensitive information in case correspondences, such as credentials, credit cards, signed URLs, or personally identifiable information.

Learn more.

Company Name: Example Company
Account Email: email@example.com
Address: 1960 W CHELSEA AVE STE 2006R ALLENTOWN PA 18104
AWS GovCloud (US) Account ID: 12345678901
Asymmetric KMS key ARN: arn:aws:kms:us-east-1:12345678901:key/1234abcd-12ab-34cd-56ef-1234567890ab

I John Lee Doe hereby acknowledge the applicable requirements contained in the AWS GovCloud (US) Addendum to the AWS Customer Agreement (the "AWS GovCloud (US) Addendum") that apply to and governs the use of the AWS services in the AWS GovCloud (US) Region by the above referenced company. In accordance with the terms of the AWS GovCloud (US) Addendum, I represent and warrant that: I am a U.S. person; not subject to export restrictions under U.S. export control laws and regulations (e.g., I am not on the denied or debarred party list or otherwise subject to sanctions); and have full authority to request AWS release to me account credentials relating to the subject AWS GovCloud (US) account listed above.

By typing my name below, I certify the above statements to be true and correct to the best of my knowledge, and that this information can be used for the purpose of processing new root credentials for the AWS GovCloud (US) account listed above.

Name: John Lee Doe
Title: Executive Director of Information Technology
Date: October 14, 2022

Maximum 8000 characters (6656 remaining)

Attach files

You can attach up to 3 files. Each file can be up to 5 MB.

9. Choose **Next step**.
10. Choose **Contact us**, choose your **Preferred contact language**, and then choose **Web** as the contact method, if it's not selected by default.

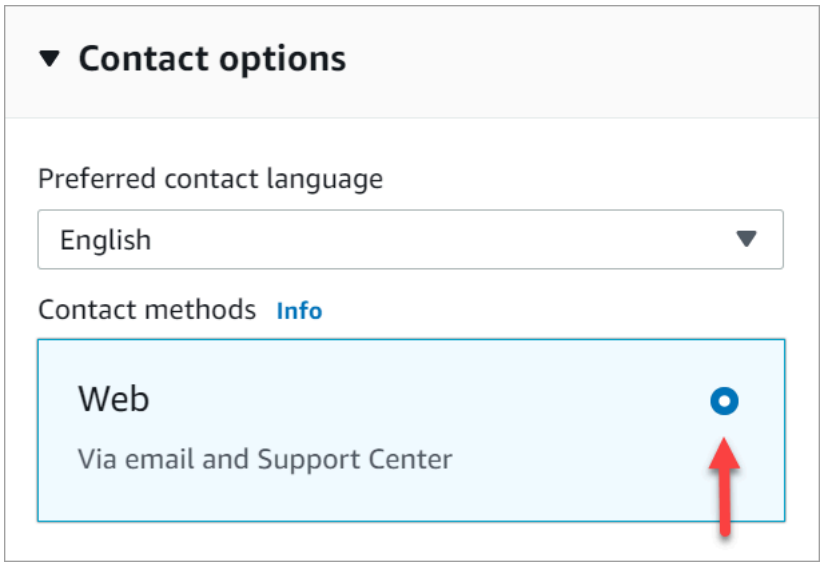

11. Choose **Submit**.
12. Support will work with our internal service teams on your request and follow up with any additional questions.

    Once approved and processed, Support will follow-up on the support case to provide the required information you need to continue onto Step 3.

Step 3: Retrieving your AWS GovCloud (US) account root user access keys

In this step, you will retrieve your new AWS GovCloud (US) account root user access keys.

1. Sign in to your standard AWS account associated with your AWS GovCloud (US) account as the root user. To learn about signing in as the root user, see Sign in as the root in the *AWS Sign-In User Guide*.

   If you are having issues signing in to your standard AWS account as the root user, see Troubleshooting AWS sign-in or account issues in the *AWS Sign-In User Guide*.
2. Navigate to Support Center by choosing the **?** icon in the navigation bar and then choose **Support Center** from the dropdown.
3. In the **Support Center** navigation pane, choose **Your support cases**.
4. Open your support case created in Step 2 by choosing the **Case ID** or **Subject**.

5. Find the latest **Correspondence** from Support.
6. Use keyboard shortcuts or context (right-click) menu to copy the AWS CLI command provided by Support, which looks like this:

```
aws secretsmanager get-secret-value \
    --secret-id '<RCR secret ARN>' \
    --region 'us-east-1' \
    --version-stage 'AWSCURRENT' \
    --output 'text' \
    --query <'SecretString'> \
    --no-cli-pager
```

   Then decrypt the output of `get-secret-value` for the credentials using this AWS CLI command:

```
aws kms decrypt \
    --key-id '<KMS ARN GENERATED IN STEP 1>' \
    --region 'us-east-1' \
    --encryption-algorithm RSAES_OAEP_SHA_256 \
    --ciphertext-blob '<OUTPUT FROM get-secret-value>' \
    --output text \
    --query Plaintext | base64 --decode
```

7. With the command copied, launch AWS CloudShell. You can launch CloudShell from the AWS Management Console using either one of the following two methods:
   - Choose the AWS CloudShell icon on the console navigation bar.
   - Start typing *cloudshell* in the **Find Services** box and then choose the **CloudShell** option.

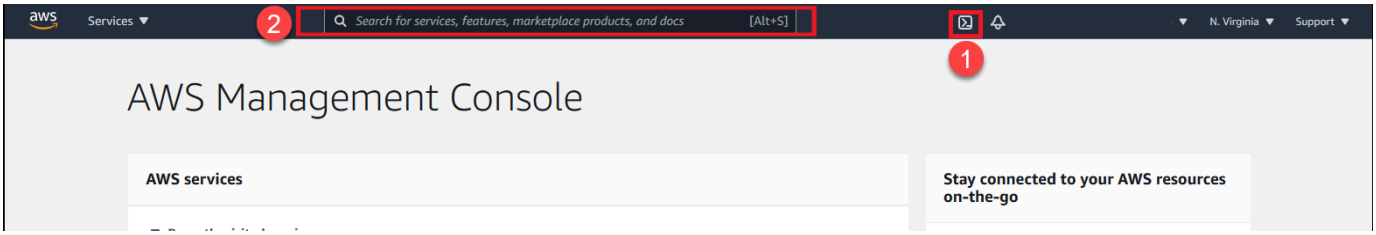

8. Your environment will take a few seconds to get started. Once ready you will see `[cloudshell-user@ip-xxx.xxx.xxx.xxx ~] $`.

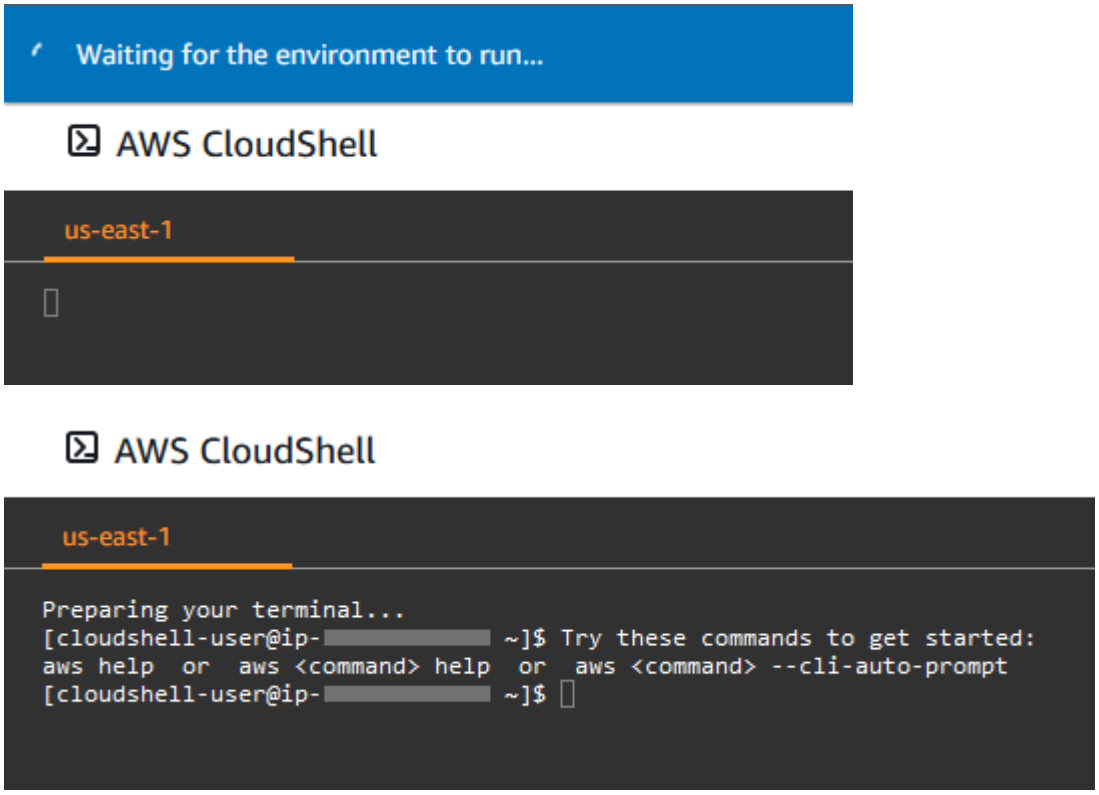

9. Paste the following commands into the AWS CloudShell terminal, then press Enter. Your AWS GovCloud (US) root access keys will be output to the terminal.

   Example

```
SECRET_ID="arn:aws:secretsmanager:us-east-1:536883072436:secret:<rcr-
example-02-0D3VUW>"
BLOB=$(aws secretsmanager get-secret-value \
    --secret-id "$SECRET_ID" \
    --region 'us-east-1' \
    --version-stage AWSCURRENT \
    --output text \
    --query 'SecretString' \
    --no-cli-pager)

KMS_ENCRYPTION_KEY='arn:aws:kms:us-east-1:536883072436:key/<12345678-90ab-
cdef-0123-4567-8example>'
aws kms decrypt \
    --region 'us-east-1' \
    --key-id "$KMS_ENCRYPTION_KEY" \
    --encryption-algorithm RSAES_OAEP_SHA_256 \
    --ciphertext-blob "$(echo "$BLOB")" \
    --output text \
```

```
    --query Plaintext | base64 -d
```

> **Note**
>
> See the Troubleshooting section below should you experience any errors running the get-secret-value command.

10. Save your AWS GovCloud (US) account root user access keys in a safe location. To learn more, see Securing my AWS GovCloud (US) account root access keys in this guide.
11. Configure AWS GovCloud (US) account root access keys in the AWS CLI (CloudShell) to complete Tasks in AWS GovCloud (US) Regions that require root access keys.

> **Important**
>
> The `aws secretsmanager`get-secret-value command will fail any additional execution attempts after a single successful execution. If you closed the browser or cleared the terminal before saving your access key and secret access key, you will need to start this process over from the beginning. Support will not be able to re-enable access to the previous secret from the original support case.

Troubleshooting

These are some of the most common issues you may face while retrieving your AWS GovCloud (US) account root user access keys.

Issue: DecryptionFailure

```
$ aws secretsmanager get-secret-value --secret-id arn:aws:secretsmanager:us-
east-1:536883072436:secret:abcDEfgHiJKLMno-abcDeF
--region us-east-1 --version-stage AWSCURRENT --output text --query <'SecretString'>
An error occurred (DecryptionFailure) when calling the GetSecretValue operation:
Secrets Manager can't decrypt the secret value: arn:aws:kms:us-
east-1:<536883072436:key/73947a77-ddbe-4dc7-bd8f-3fe0bc840778> is disabled.
(Service: AWSKMS; Status Code: 400; Error Code: DisabledException; Request ID:
 <cdc4b7ed-e171-4cef-975a-ad829d4123e8; Proxy: null>)
```

Cause

Your AWS GovCloud (US) account root user access key have been successfully retrieved once.

Solution

If you lost or forgot your AWS GovCloud (US) account root user access keys from Step 3, you will need to start from Step 1 and submit a new support case. Support will not be able to re-enable access to the access keys generated in the original support case.

Issue: AccessDeniedException

```
$ aws secretsmanager get-secret-value --secret-id arn:aws:secretsmanager:us-
east-1:536883072436:secret:abcDEfgHiJKLMno-abcDeF
--region us-east-1 --version-stage AWSCURRENT --output text --query <'SecretString'>
An error occurred (AccessDeniedException) when calling the GetSecretValue operation:
 User: arn:aws:iam::123456789012:user/admin
is not authorized to perform: secretsmanager:GetSecretValue on resource:
 arn:aws:secretsmanager:us-east-1:536883072436:secret:abcDEfgHiJKLMno-abcDeF
because no resource-based policy allows the secretsmanager:GetSecretValue action
```

Cause

An IAM identity that was not the root user of the standard AWS account associated with your AWS GovCloud (US) account was used to run this command. For security purposes AWS will only allow the retrieval of your new AWS GovCloud (US) account root user access keys from the root user of the standard AWS account associated with your AWS GovCloud (US) account.

Solution

The AWS CLI in AWS CloudShell by default will assume the credentials of the user who is signed into the AWS Management Console. Sign in to the standard AWS account associated with your AWS GovCloud (US) account as the root user and run the provided command in AWS CloudShell.

> **Note**
>
> If you are signed in as the root user of the standard AWS account associated with your AWS GovCloud (US) account and you receive this error, your AWS CloudShell environment may have been altered from its default state. You can return AWS CloudShell to its default settings by deleting your home directory.

Configure AWS GovCloud (US) account root user access keys in the AWS CLI (AWS CloudShell)

Before completing Tasks in AWS GovCloud (US) Regions that require root access keys, you will need to configure the AWS CLI with your AWS GovCloud (US) account root user access keys. If you do not have AWS GovCloud (US) account root user access keys, see Requesting root access keys for an AWS GovCloud (US) account.

If you have just completed the steps to retrieve your AWS GovCloud (US) account root user access keys, you can continue to use AWS CloudShell in your standard AWS account as the AWS CLI is preinstalled. Alternatively, you can download the AWS CLI for local use.

A collection of settings in the AWS CLI is called a profile. By default, the AWS CLI uses the default profile. We recommend the creation and use of an additional named profile for storing these root access keys by specifying the `--profile` option and assigning a name.

The following example creates a profile named `govcloudroot` using sample values. This profile will be used in other examples throughout this guide.

Example

```
$ aws configure --profile govcloudroot
        [shared]``AWS`` Access Key ID [None]: <AKIAI44QH8DHBEXAMPLE>
        [shared]``AWS`` Secret Access Key [None]: <je7MtGbClwBF/2Zp9Utk/
h3yCo8nvbEXAMPLEKEY>
        Default Region name [None]: <us-gov-west-1>
        Default output format [None]: json
```

Note

If using AWS CloudShell you must specify the region in each command using the `--region` option.

Example

```
$ aws sts get-caller-identity --profile govcloudroot --region us-gov-west-1
    {
        "UserId": <"123456789012">,
        "Account": <"123456789012">,
        "Arn": "arn:aws-us-gov:iam::<123456789012>:root"
```

```
    }
```

AWS CLI security with AWS GovCloud (US) account root user access keys

The credentials used by the AWS CLI are stored in plaintext files and are **not** encrypted. The `$HOME/.aws/credentials` file stores long-term credentials required to access your AWS resources. These include your access key ID and secret access key.

AWS CLI security with AWS GovCloud (US) account root user access keys

Once you have completed Tasks in AWS GovCloud (US) Regions that require root access keys, delete your AWS GovCloud (US) account root access keys.

If you would like to retain your AWS GovCloud (US) account root user access keys, it is recommended to remove them from your AWS CLI credentials file. Store your access keys in a safe location until the next time you need them. To remove your root access keys from the credentials file, you can use the following methods.

- Directly edit the **credentials** files in a text editor. For more information, see Where are configuration settings stored?
- Run the following commands to remove your root user access keys from the govcloudroot profile.

  a. Remove your access key ID.

  ```
  $ aws configure set aws_access_key_id "" --profile govcloudroot
  ```

  b. Remove your secret access key.

  ```
  $ aws configure set aws_secret_access_key "" --profile govcloudroot
  ```

Tasks in AWS GovCloud (US) Regions that require root user access keys

We recommend that you use an IAM user with appropriate permissions to perform tasks and access AWS resources. However, you can perform the tasks listed below only when you use the AWS GovCloud (US) account root user access keys. Configure AWS GovCloud (US) account root access keys in the AWS CLI (CloudShell) before starting these tasks.

Tasks

- Restore IAM Administrator access to the AWS Management Console for AWS GovCloud (US)
- Edit or delete an Amazon S3 bucket policy for a bucket where I accidentally denied everyone access
- Remediation of AWS Security Hub findings
- Rotate my AWS GovCloud (US) account root access keys
- Deleting my AWS GovCloud (US) account root access keys
- Securing my AWS GovCloud (US) account root access keys
- Transferring the root owner

Restore IAM Administrator access to the AWS Management Console for AWS GovCloud (US)

The most common use of AWS GovCloud (US) account root user access keys is to restore administrator access to the AWS GovCloud (US) console. In this section, you will learn how to restore AWS Management Console access for the `Administrator` IAM user in your AWS GovCloud (US) account using your AWS GovCloud (US) account root user access keys.

Any additional IAM administrative task not requiring AWS GovCloud (US) account root user access keys are recommended to be completed in the AWS GovCloud (US) console as the `Administrator` IAM user.

To learn how to sign in to the AWS GovCloud (US) console as an IAM user, see Sign in as an IAM user in the *AWS GovCloud (US) User Guide*.

> **Important**
>
> Before completing Tasks in AWS GovCloud (US) Regions that require root access keys, you will need to configure the AWS CLI with your AWS GovCloud (US) account root user access keys. To learn how, see Configure AWS GovCloud (US) account root access keys in the AWS CLI (CloudShell).

Creating an Administrator IAM user and Administrators IAM group

Copy and paste the following AWS CLI commands into the terminal window to…

- Create the `Administrators` IAM group.
- Attach the AWS managed `AdministratorAccess` policy to `Administrators` IAM group.
- Create the `Administrator` IAM user.
- Add the `Administrator` IAM user to the `Administrators` IAM group.

```
$ aws iam create-group --group-name Administrators --profile govcloudroot --region us-
gov-west-1
                            $ aws iam attach-group-policy --group-name Administrators
 --policy-arn arn:aws-us-gov:iam::aws:policy/AdministratorAccess --profile govcloudroot
 --region us-gov-west-1
                            $ aws iam create-user --user-name Administrator --profile
 govcloudroot --region us-gov-west-1
                            $ aws iam add-user-to-group --user-name Administrator --
group Administrators --profile govcloudroot --region us-gov-west-1
```

Setting a new Administrator IAM user password

With the `Administrator` IAM user created you can now set a new password to access the AWS GovCloud (US) console. It is recommended you set a temporary password when using the AWS CLI and require the password to be changed once you sign in to the AWS GovCloud (US) console.

Copy and paste the following AWS CLI command into your terminal window to set a new temporary password for the `Administrator` IAM user. Sign in to the AWS GovCloud (US) console with the temporary password to set your new password for the `Administrator` IAM user.

```
$ aws iam create-login-profile --user-name Administrator --password-reset-required
                            --profile govcloudroot --region us-gov-west-1 --password
 NewTempPasswordHere
```

Note

PasswordPolicyViolation errors may occur depending on the password policy applied to your account.
The default password policy enforces the following conditions:

- Minimum password length of 8 characters and a maximum length of 128 characters

- Minimum of three of the following mix of character types: uppercase, lowercase, numbers, and non-alphanumeric character (`! @ # $ % ^ & * ( ) _ + - = [ ] { } | '`)
- Not be identical to your AWS account name or email address

Use the following command to review your account password policy.

```
$ aws iam get-account-password-policy --profile govcloudroot --region us-gov-west-1
```

To learn more about account password policies, see Setting an account password policy for IAM users in the *AWS Identity and Access Management Access Analyzer User Guide*.

Disabling an MFA device associated with the Administrator IAM user password

Use these commands to disassociate an MFA device from the `Administrator` IAM user and deactivate it. If the device is virtual, use the ARN of the virtual device as the serial number.

1. List MFA devices associated with the Administrator user. Note the `SerialNumber`.

```
$ aws iam list-mfa-devices --user-name Administrator --profile govcloudroot --region
 us-gov-west-1
```

2. Disassociate the MFA device from the Administrator IAM user and deactivate it. Serial number from the last step will be used in the `--serial-number` option.

```
aws iam deactivate-mfa-device --user-name Administrator --profile govcloudroot --
region us-gov-west-1 --serial-number SerialNumberFromPreviousStepHere
```

Edit or delete an Amazon S3 bucket policy for a bucket where I accidentally denied everyone access

During development or implementation of a new Amazon S3 bucket policy, you may accidentally deny access to the bucket for all IAM users in your AWS GovCloud (US) account. Use the following commands with your AWS GovCloud (US) account root user access keys to retrieve, replace, or delete the policy.

Important

Before completing Tasks in AWS GovCloud (US) Regions that require root access keys, you will need to configure the AWS CLI with your AWS GovCloud (US) account root user access keys. To learn how, see Configure AWS GovCloud (US) account root access keys in the AWS CLI (CloudShell).

aws s3api get-bucket-policy

```
aws s3api get-bucket-policy --profile govcloudroot --region us-gov-west-1 --bucket my-bucket
```

aws s3api put-bucket-policy

```
aws s3api put-bucket-policy --profile govcloudroot --region us-gov-west-1
--bucket my-bucket --policy file://<policy.json>
```

Note

To learn how to work with files on your operating system in the AWS CLI, see Loading AWS CLI parameters from a file.

aws s3api delete-bucket-policy

```
aws s3api delete-bucket-policy --profile govcloudroot --region us-gov-west-1 --bucket
 my-bucket
```

Remediation of AWS Security Hub CSPM findings

The following AWS Security Hub CSPM findings can be remediated by deleting all root access keys in the AWS GovCloud (US) account. To learn how, see Deleting my AWS GovCloud (US) account root access keys.

- CIS AWS Foundations Benchmark standard: 1.12 – Ensure no root access key exists
- Payment Card Industry Data Security Standard (PCI DSS): [PCI.IAM.1 IAM root user access key should not exist]

- AWS Foundational Security Best Practices standard: [IAM.4 IAM root user access key should not exist]

Rotate my AWS GovCloud (US) account root user access keys

It is recommended to not have AWS GovCloud (US) root access keys in your account. If you must keep one available, rotate (change) the access key regularly. You can rotate access keys from the AWS Command Line Interface using an active AAWS GovCloud (US) account root user access key.

> **Important**
>
> Before completing Tasks in AWS GovCloud (US) Regions that require root access keys, you will need to configure the AWS CLI with your AWS GovCloud (US) account root user access keys. To learn how, see Configure AWS GovCloud (US) account root access keys in the AWS CLI (CloudShell).

1. While the first access key is still active, create a second access key, which is active by default. Run the following command:

```
$ aws iam create-access-key --profile govcloudroot --region us-gov-west-1
```

> **Note**
>
> At this point, the AWS GovCloud (US) root user has two active access keys.

2. Update all applications and tools to use the new access key. This includes the AWS CLI you are currently using. Update to the new access keys by running the following command:

```
$ aws configure --profile govcloudroot
    [shared]``AWS`` Access Key ID [None]: AKIAI44QH8DHBEXAMPLE
    [shared]``AWS`` Secret Access Key [None]: je7MtGbClwBF/2Zp9Utk/
h3yCo8nvbEXAMPLEKEY
    Default Region name [None]: us-gov-west-1
    Default output format [None]: json
```

3. Determine whether the first access key is still in use by using this command:

```
$ aws iam get-access-key-last-used --profile govcloudroot --region us-gov-west-1 --
access-key-id FirstAccessKeyIdHere
```

> **Note**
>
> One approach is to wait several days and then check the old access key for any use before proceeding.

4. Even if step 3 indicates no use of the old key, we recommend that you do not immediately delete the first access key. Instead, change the state of the first access key to Inactive using this command:

```
$ aws iam update-access-key --status Inactive --profile govcloudroot --region us-gov-
west-1 --access-key-id FirstAccessKeyIdHere
```

5. Use only the new access key to confirm that your applications are working. Any applications and tools that still use the original access key will stop working at this point because they no longer have access to AWS resources. If you find such an application or tool, you can switch its state back to Active to reenable the first access key. Then return to step 2 and update this application to use the new key.
6. After you wait some period of time to ensure that all applications and tools have been updated, you can delete the first access key with this command:

```
$ aws iam delete-access-key --profile govcloudroot --region us-gov-west-1 --access-
key-id FirstAccessKeyIdHere
```

Deleting my AWS GovCloud (US) account root user access keys

It is recommended to not have AWS GovCloud (US)) root access keys in your account. Use the following commands with your AWS GovCloud (US) account root user access keys to delete any additional root user access keys and itself.

> **Important**
>
> Before completing Tasks in AWS GovCloud (US) Regions that require root access keys, you will need to configure the AWS CLI with your AWS GovCloud (US) account root user access

keys. To learn how, see Configure AWS GovCloud (US) account root access keys in the AWS CLI (CloudShell).

1. List all root access keys with the following command:

```
$ aws iam list-access-keys --profile govcloudroot --region us-gov-west-1
```

2. List the root access key in use with the following command:

```
$ aws configure get aws_access_key_id --profile govcloudroot
```

3. (Optional) If there was a second root access key returned in the `list-access-keys` command that does not match the access key provided in the `configure get aws_access_key_id` command, delete that access key first. This will be the access key that is not currently in use by the AWS CLI. To delete that access key run the following command:

```
$ aws iam delete-access-key --profile govcloudroot --region us-gov-west-1 --access-key-id UnusedAccessKeyIdHere
```

> **Note**
>
> You can verify the unused access key was deleted by running the `list-access-keys` command again.

4. Delete the root user access key that is currently in use.

```
$ aws iam delete-access-key --profile govcloudroot --region us-gov-west-1 --access-key-id ConfiguredAccessKeyIdHere
```

Securing my AWS GovCloud (US) account root user access keys

Safeguard your AWS GovCloud (US) account root user access keys the same way you would protect other sensitive personal information. We don't recommend generating access keys for your root user, because they allow full access to all your resources for all AWS services. The root user in AWS GovCloud (US) does not support MFA. Don't use your root user for everyday tasks. Use the root user to complete the tasks that only the root user can perform. For the complete list of these tasks,

see Tasks in AWS GovCloud (US) Regions that require root access keys in this guide. Listed here are best practices to secure your AWS GovCloud (US) account root access keys.

- If you don't already have an access key for your AWS account root user, don't create one unless you absolutely need to. Instead, use an IAM user that has administrative permissions.
- If you do have an access key for your root user, delete it. You can request another at any time by following the Requesting root access keys for an AWS GovCloud (US) account workflow in this guide.
- If you must keep one available, rotate (change) the access key regularly. To rotate your AWS GovCloud (US) account root user access keys, see Rotate my AWS GovCloud (US) account root access keys.

Transferring the root user owner

The associated standard AWS account root is the AWS GovCloud (US) account owner. To transfer ownership of your AWS GovCloud (US) account, you will transfer ownership of the related standard AWS account root user, see How do I transfer my AWS account to another person or business?

The method to provide the new owner access to the AWS GovCloud (US) account should be coordinated prior to the transfer of ownership and in accordance to the agreements between the individuals or organizations making the transfer.

If the previous owner has transferred the standard AWS account root user to you without providing access to the related AWS GovCloud (US) account, you can request root access keys for the AWS GovCloud (US) account from Support, see Requesting root access keys for an AWS GovCloud (US) account.

Onboarding to AWS GovCloud (US) (Direct Customers)

AWS Direct Customers can follow the steps outlined in Configuring Your Account to set up their GovCloud accounts and ensure CloudTrail is enabled.

We automatically enable AWS CloudTrail for AWS GovCloud (US) accounts, but you should also verify that CloudTrail is enabled to store logs.

Configuring Your Account

The steps in this section describe how to sign in and create an account alias and access keys.

To sign in to the AWS GovCloud (US) console:

1. Open the AWS GovCloud (US) console.
2. Sign in using your account number and IAM administrator user credentials. For your user name, type `Administrator`.

> **Note**
>
> If you did not save your AWS GovCloud (US) sign-in link, which includes your account number, you can retrieve your account number by signing in to the standard AWS Management Console with your root user credentials and choosing **Account**. On the **Account Settings** page, your 12-digit AWS GovCloud (US) account number appears under **Linked AWS GovCloud (US) account**.

To create an account alias

Creating an account alias is optional, but strongly recommended. If you do not create an account alias, be sure to save your AWS GovCloud (US) sign-in link because your AWS GovCloud (US) account number is different from your AWS account number.

1. Sign in to the AWS GovCloud (US) console and open the IAM console at https://console.amazonaws-us-gov.com/iam.
2. Next to the IAM users sign-in link, choose **Customize**.
3. Type an alias for your account.

   IAM users can now use either the account alias or account number when signing in to the AWS GovCloud (US) console.

To create and download access keys

The password for your AWS GovCloud (US) administrator IAM user cannot be reset by the linked standard AWS account root user. Creating access keys for your AWS GovCloud (US) administrator user is helpful because they can be used to reset your administrator password from the command line.

1. Sign in to the AWS GovCloud (US) console and open the IAM console at https://console.amazonaws-us-gov.com/iam.

2. In the navigation pane, choose **Users**, and select the IAM user account for which you would like to generate access keys.
3. On the **My Security Credentials** tab, choose **Create Access Key**.
4. To download the access key, choose **Download Credentials** and save them locally.

> **Important**
>
> If you configure an IAM password expiration policy that requires administrator reset, and your Administrator password expires, access keys with appropriate privileges can be used to reset your administrator password from the command line. If you do not have additional administrator users created or access keys for your Administrator account, you will need to contact support to regain access to your account.

Verifying AWS CloudTrail Is Enabled

As part of the automated AWS GovCloud (US) activation process, the CloudTrail service should be enabled for each account and an Amazon S3 bucket should be created to store CloudTrail logs. The automated process creates a trail with a name that matches the identifier in the S3 bucket name (for example, "CloudTrail-<identifier>"). In the event of any interruptions in the automation process, you can manually enable CloudTrail.

To verify the S3 bucket was created for CloudTrail log storage

1. Sign in to the AWS GovCloud (US) console and open the Amazon S3 console at link.
2. If a bucket already exists, skip to the next procedure to ensure CloudTrail is enabled.
3. Choose **Create Bucket**.
4. Type a name for your bucket.

   Bucket names must be unique. S3 buckets created during the automated process follow the naming convention "cloudtrail-<identifier>", where <identifier> is a unique value assigned when your account is activated. If you want to use a different bucket name, you can delete this bucket, create a new bucket, and then follow the steps in the next section to enable CloudTrail.

To verify CloudTrail is enabled

1. Sign in to the AWS GovCloud (US) console and open the CloudTrail console at link.

2. If CloudTrail is enabled, the **Dashboard** page opens, and the **Trails** section shows your trail.
3. If CloudTrail is not enabled, choose **Create a trail**. For more information about creating a trail using the console, see Creating a trail in the console (advanced event selectors) in the *AWS CloudTrail User Guide*.

> **Note**
>
> For the **Storage location**, choose **Use existing S3 bucket**, and specify the S3 bucket you created in the previous procedure.

This will set a bucket policy that allows the CloudTrail service to store logs in the S3 bucket. If the automated process created an S3 bucket and enabled CloudTrail, the following policy was applied:

```
{
    "Version":"2012-10-17",
    "Statement": [
        {
            "Sid": "",
            "Effect": "Allow",
            "Principal": {
                "Service": "cloudtrail.amazonaws.com"
            },
            "Action": "s3:GetBucketAcl",
            "Resource": "arn:aws-us-gov:s3:::s3_bucket_name",
            "Condition": {
                "StringEquals": {
                    "aws:SourceArn": "arn:aws-us-
gov:cloudtrail:region:account_id:trail/trail_name"
                }
            }
        },
        {
            "Sid": "",
            "Effect": "Allow",
            "Principal": {
                "Service": "cloudtrail.amazonaws.com"
            },
            "Action": "s3:PutObject",
            "Resource": "arn:aws-us-gov:s3:::s3_bucket_name/AWSLogs/account_id/*",
```

```
            "Condition": {
                "StringEquals": {
                    "s3:x-amz-acl": "bucket-owner-full-control",
                    "aws:SourceArn": "arn:aws-us-
gov:cloudtrail:region:account_id:trail/trail_name"
                }
            }
        }
    ]
}
```

Onboarding to AWS GovCloud (US) as a Solution Provider reselling in AWS GovCloud (US)

If you are serving as a Solution Provider and reselling in AWS GovCloud (US), you must create an IAM user to sign in to the AWS Management Console for the AWS GovCloud (US) Region. If you received your account credentials through a Solution Provider, please contact your Solution Provider to sign up.

To create your first administrative IAM user

1. Access the AWS GovCloud (US) console onboard tool web application..
2. Type your access key ID and secret access key, and then choose **Next**.

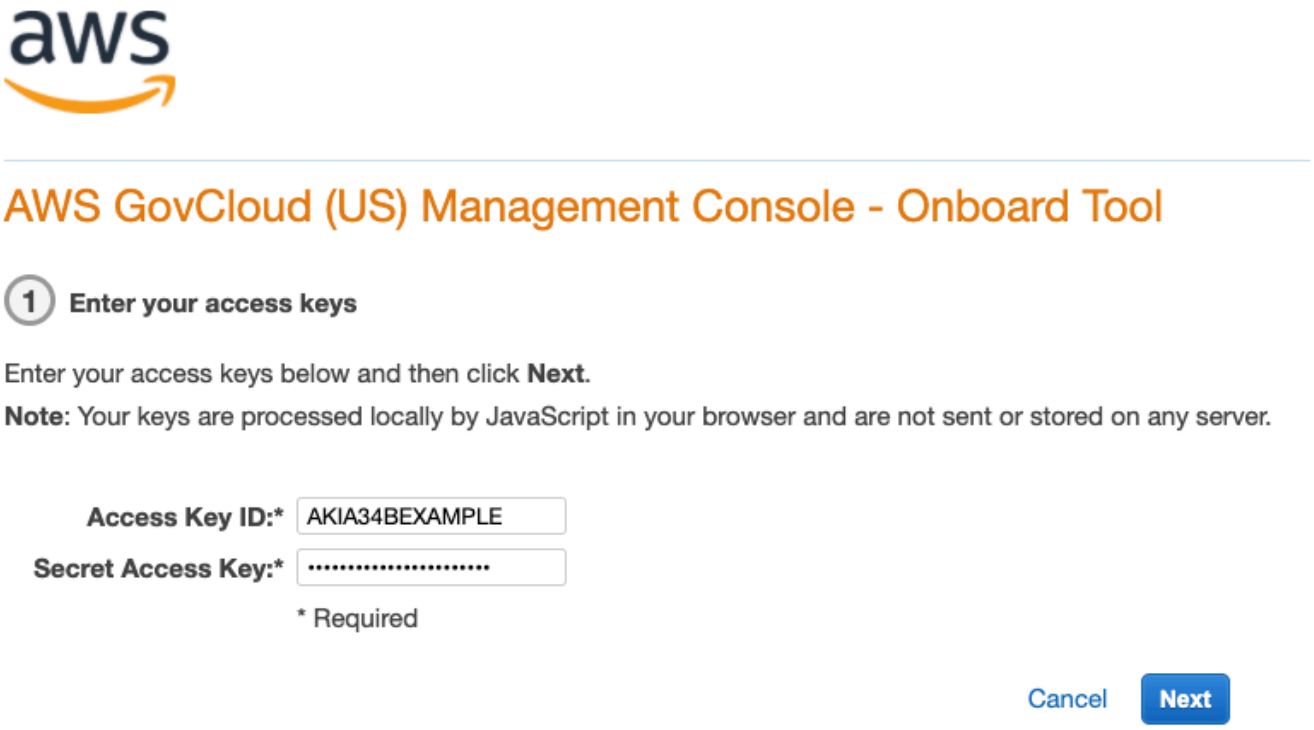

3. Type a password for the administrator, and then choose **Next**.

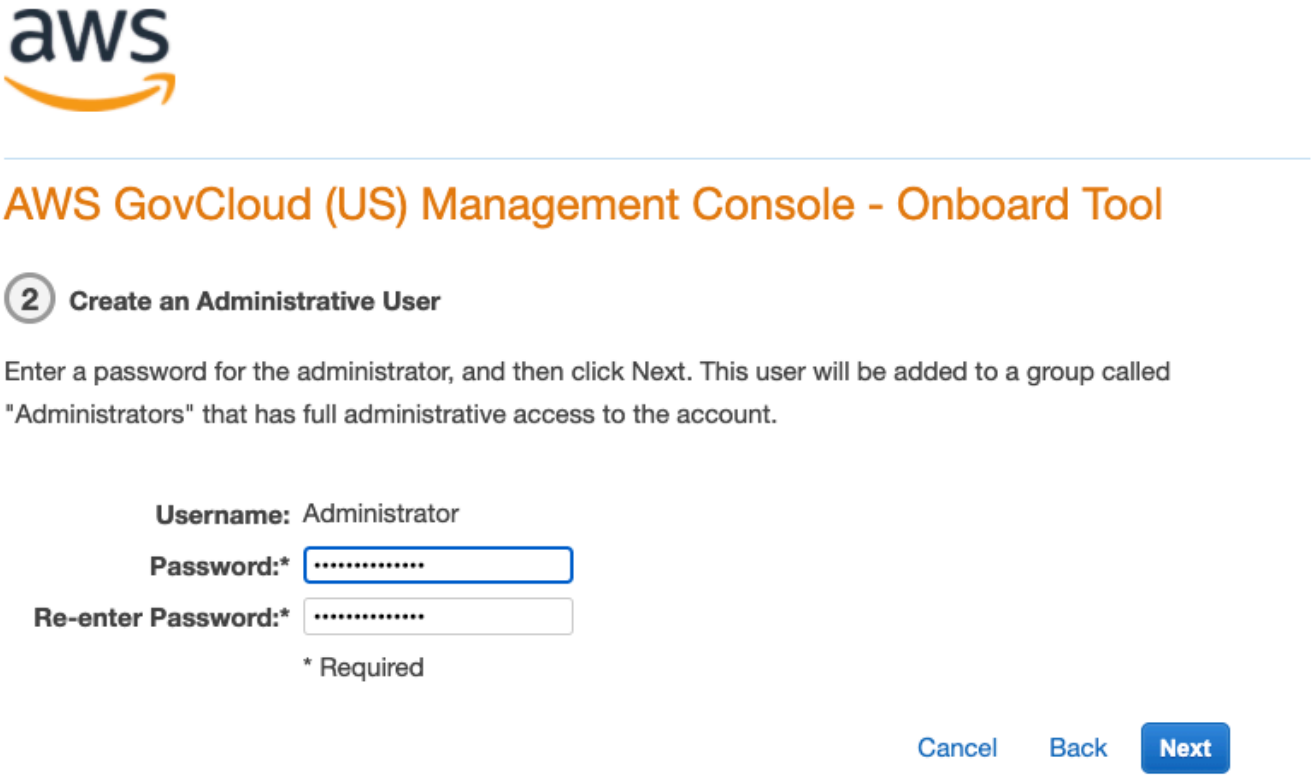

4. (Optional) If you want to create an account alias, type a name (all lowercase) for your account, and then choose **Next**.

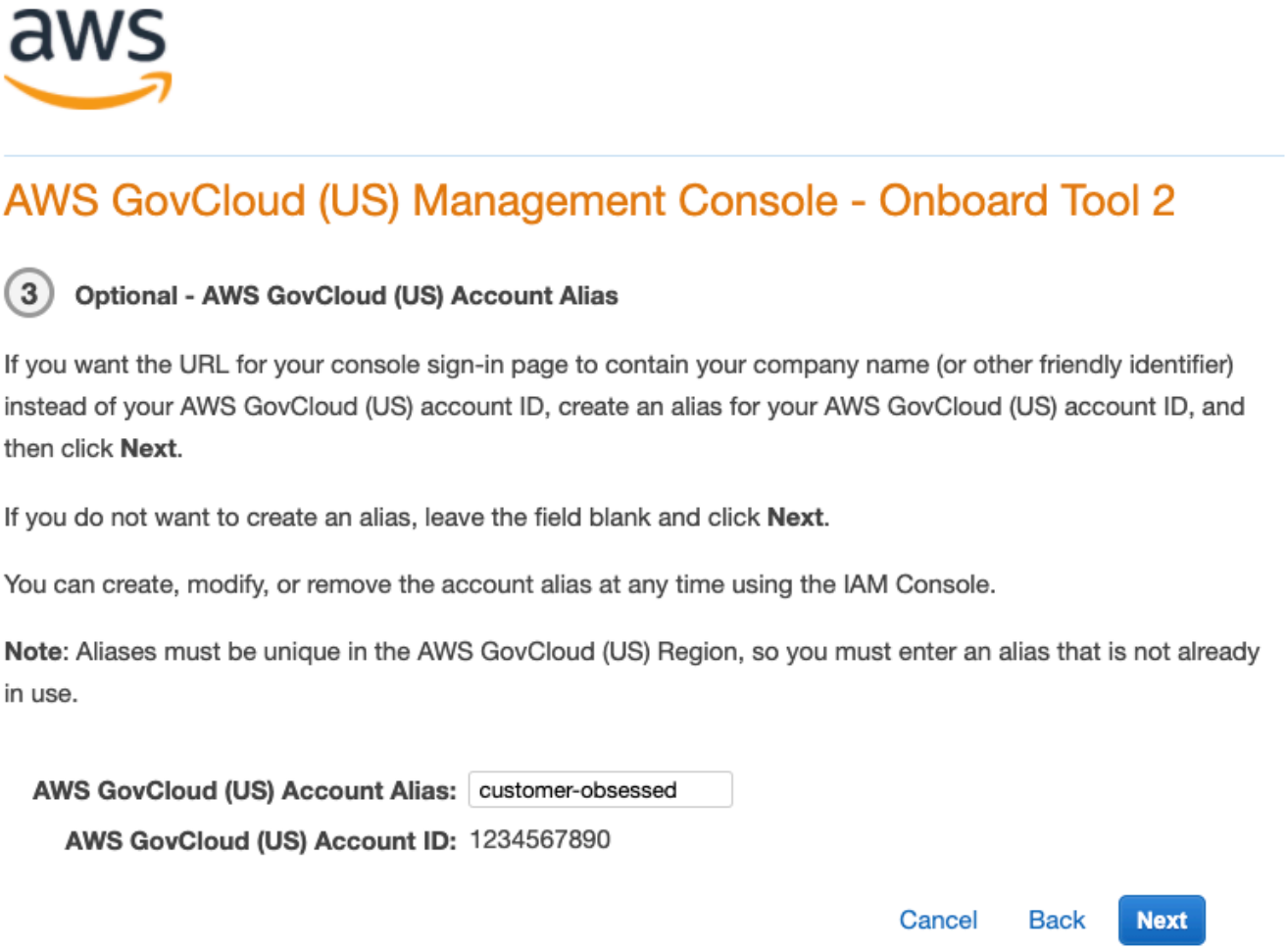

An account alias provides an easy-to-remember link for signing in to the console. For more information about account aliases, see Your AWS Account ID and Its Alias in the *IAM User Guide*.

5. Review your information, and then choose **Complete**.

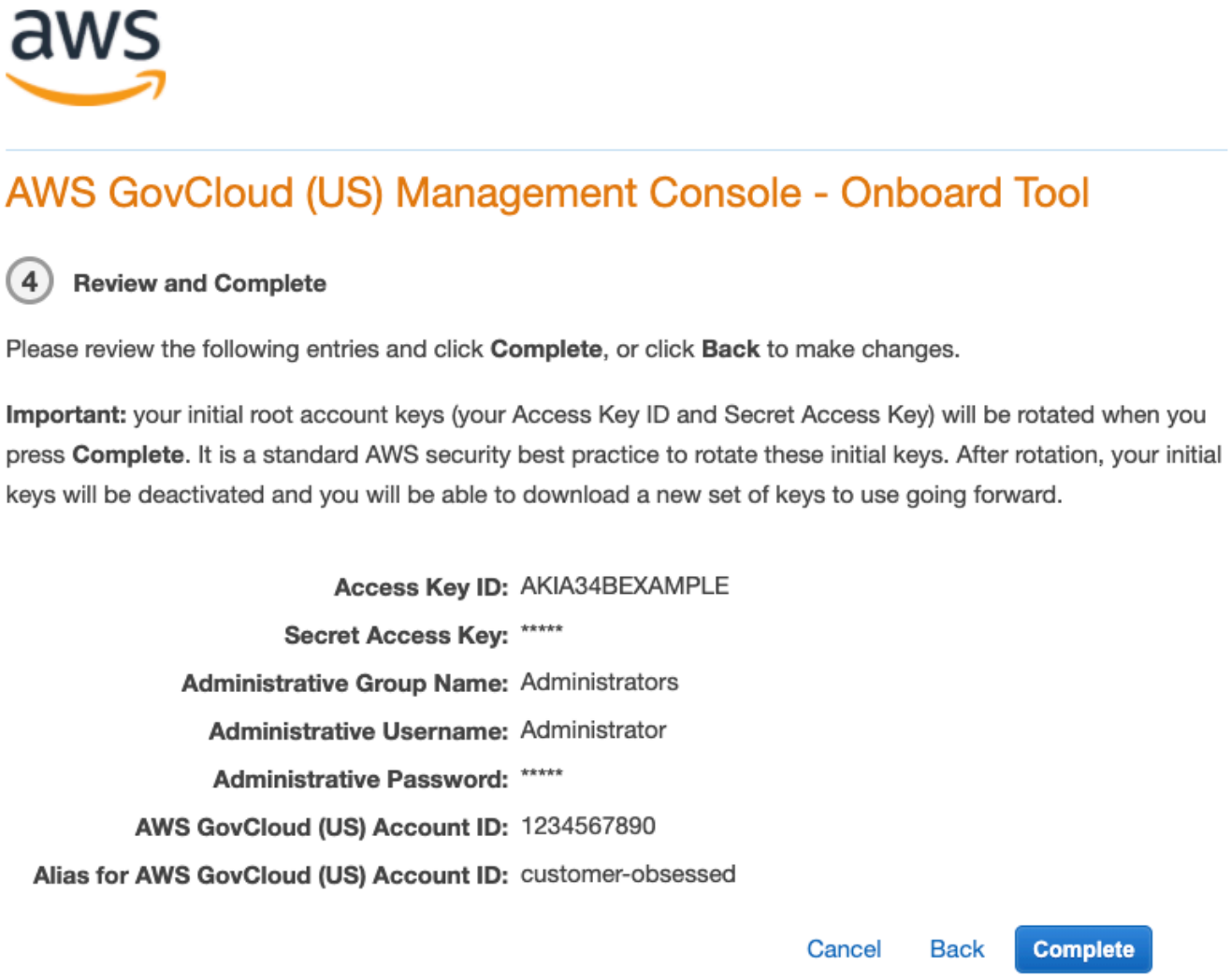

You can choose **Back** to edit any information.

6. Review your new AWS GovCloud (US) credentials. Your original keys have been deactivated.

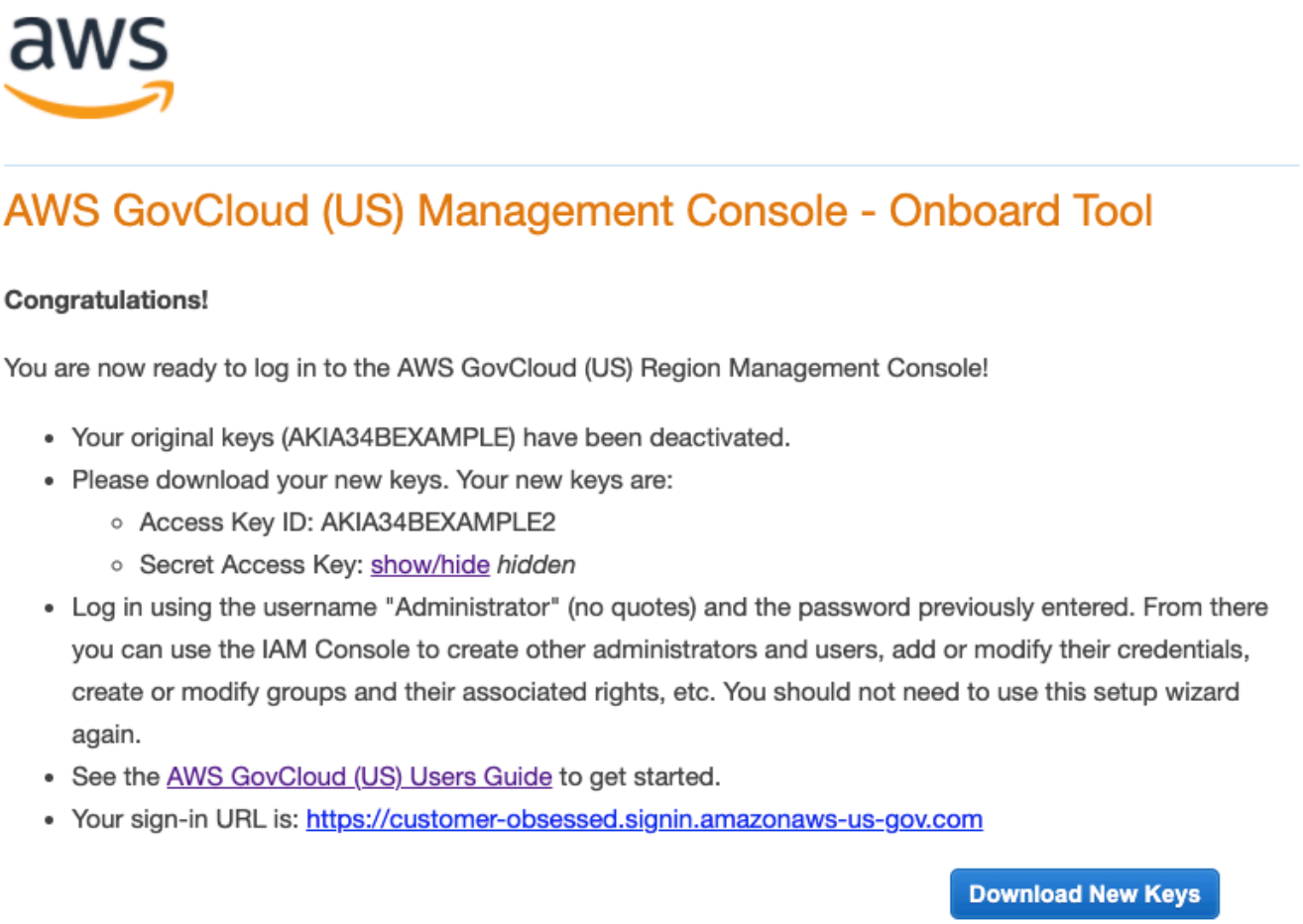

7. Choose **Download New Keys** and then save them in a secure location. If you do not download them, you will not be able to retrieve them in the future.
8. To access the AWS GovCloud (US) console, choose the link to your account's sign-in URL.

You now have your first IAM user administrator, which you can use to sign in to the AWS GovCloud (US) console. The administrator has full access to manage your AWS GovCloud (US) resources. For example, as the administrator, you can use the AWS GovCloud (US) console to create additional IAM users. You can then manage users and their permissions by assigning them to groups. For more information, see IAM users and Groups in *IAM User Guide*.

Configure Your Account using AWS CLI

The AWS Management Console for the AWS GovCloud (US) Region provides an easy-to-use graphical interface to manage your AWS resources, similar to the AWS Management Console for the standard Regions. In the AWS GovCloud (US) region, you must create an IAM user and use this user name and password to sign in to the console. You cannot use the AWS GovCloud (US)

access keys to log into the console. You also cannot use your sign-in credentials for the standard AWS Management Console to access the AWS GovCloud (US) console. The AWS Management Console for the AWS GovCloud (US) Region is a completely separate console from the standard AWS Management Console.

Follow the directions below to create an administrator user name and password that will allow you to login to the console. You can create additional IAM accounts for all of your users once you sign in.

> **Note**
>
> If you are not an AWS GovCloud (US) Customer, please visit AWS GovCloud (US) Region Overview to find out about the AWS GovCloud (US) Region and then fill out the contact us form (https://aws.amazon.com/govcloud-us/contact/) to request an AWS GovCloud (US) Account.

Configure the AWS CLI

To get started, you will need install the AWS CLI on your local machine. To learn how to install the AWS CLI, visit the AWS CLI documentation. Next, you will need to configure your local CLI to use your new AWS GovCloud (US) (US) account. To do so, run the following command. This command will prompt for the Access Keys and Secret Keys that are provided in the onboarding email.

> **Note**
>
> You can replace `--profile "govcloud"` with a name that is convenient for you.

```
# 1. Configure the cli
aws configure --profile "govcloud"

# 2. Check if the credentials are functioning
aws iam list-users --profile "govcloud"
```

Now that we have the CLI configured with our new AWS GovCloud (US) account, we can configure IAM users for accessing the environment.

Create an IAM User to Access the Console

To get started, we will create an IAM Group to manage administrator access to the AWS GovCloud (US) account. Then, we will create an IAM user, add them to the group, and configure a password for accessing the environment. Using the profile we configured above, run the following commands on the CLI.

```
# 1. Create an “Administrators” IAM Group so that we can centrally manage Administrator
 IAM permissions for many users.
aws iam create-group \
    --group-name "Administrators" \
    --profile "govcloud"

# 2. Attach the AdministratorAccess policy to the group
aws iam attach-group-policy \
    --group-name "Administrators" \
    --policy-arn "arn:aws-us-gov:iam::aws:policy/AdministratorAccess" \
    --profile "govcloud"

# 3. Create a new IAM User
aws iam create-user \
    --user-name "username" \
    --profile "govcloud"

# 4. Enable the IAM User to sign in to the AWS Console
aws iam create-login-profile \
    --user-name "username" \
    --password "password" \
    --no-password-reset-required \
    --profile "govcloud"

# 5. Add the User to the Administrators IAM Group
aws iam add-user-to-group \
    --group-name "Administrators" \
    --user-name "username" \
    --profile "govcloud"

# 6. Create Access Keys for accessing AWS via the CLI and SDK
aws iam create-access-key \
    --user-name "username" \
    --profile "govcloud"
```

Logging in to the Console

1. Open the AWS GovCloud (US) console.
2. Sign in using your account number and the user name and password you created above.
3. Once you are signed in, navigate to the IAM console..
4. You should now see 2 users listed. Administrator and the user name you created above. The Administrator credentials were the ones provided during sign up.
5. Confirm your new user has been added to the Administrators group and has the AdministratorAccess policy associated with the Administrators group.
6. You can now safely delete the administrator IAM user or deactivate the Access Credentials.

Customizing the Sign In URL

Creating an account alias is optional, but strongly recommended. If you do not create an account alias, be sure to save your AWS GovCloud (US) sign-in link because your AWS GovCloud (US) account number is different from your AWS account number.

1. Sign in to the AWS AWS GovCloud (US) console and open the IAM console.
2. Next to the IAM users sign-in link, choose Customize.
3. Type an alias for your account.
4. IAM users can now use either the account alias or account number when signing in to the AWS AWS GovCloud (US) console.

Audit Logging

As part of the automated AWS GovCloud (US) activation process, the CloudTrail service should be enabled for each account and an Amazon S3 bucket should be created to store CloudTrail logs. In the event of any interruptions in the automation process, you can manually enable CloudTrail.

Enabling Multi-Factor Authentication (MFA) for users

For increased security, we recommend that you configure multi-factor authentication (MFA) to help protect your AWS GovCloud (US) resources. MFA adds extra security because it requires users to enter a unique authentication code from an approved authentication device when they access AWS websites or services.

AWS GovCloud (US) allows you to assign a hardware-based token device, a virtual MFA device, or a FIDO security key with FIPS-validated options to an IAM user or to your GovCloud administrator. A virtual or hardware token-based device generates a six-digit numeric code based on a time-synchronized, one-time password algorithm. The user must enter a valid code from the device on a second web page during sign-in.

FIDO2 is an open authentication standard and an extension of FIDO U2F, based on public key cryptography, which enables strong, phishing-resistant authentication. To learn more about the FIDO2 standard, see FIDO Alliance. Based on your security and compliance needs, you can use both FIPS and non-FIPS FIDO security keys. You can also specify what kinds of authenticators your users can register in your IAM policies based on your preferred certification type and level. For more information about FIDO certifications, see Device certifications.

The following high-level procedure describes how to set up and use MFA in AWS GovCloud (US) and provides links to related information.

1. MFA devices are supported for IAM users. MFA devices are not supported for the AWS GovCloud (US) account root user. For more information, see AWS Management Console documentation.
2. Get an MFA device. You can enable only one MFA device per user. The device can be used by the specified user only.
   - A hardware-based token device, supported by AWS, such as OTP token. This device has its unique token seeds shared securely with AWS. Token seeds are secret keys generated at the time of token production. Tokens purchased from other sources will not function with IAM.
   - A virtual token device, which is a software application that is compliant with RFC 6238, a standards-based, time-based one-time password (TOTP) algorithm. You can install the application on a mobile device, such as a tablet or smartphone. For a list of apps you can use as virtual MFA devices, see the "Virtual MFA Applications" section of the Multi-Factor Authentication page.
   - A FIDO2 security key creates a new key pair for use with only AWS. FIDO-certified hardware security keys are provided by third-party providers such as Yubico, which include FIPS-validated options like YubiKey FIPS devices. For a full list, see FIDO devices supported by AWS. To use a FIDO2 security key, your browser must support FIDO2. For a list, see Browsers that support FIDO2.
3. Enable the MFA device. There are two steps to enabling a device. First, you create an MFA device entity in IAM. Second, you associate the MFA device entity with the IAM user. You can perform these tasks in the AWS Management Console, AWS CLI, AWS Tools for Windows PowerShell, or the IAM API.

For information about enabling MFA devices, see the following topics:

- Hardware TOTP token: Enabling a hardware TOTP token (console)
- Virtual MFA device: Enabling a Virtual Multi-Factor Authentication (MFA) Device
- FIDO security key: Enabling a FIDO security key (console)

4. Use the MFA device when you sign in to or access AWS resources.

For more information, see Using MFA Devices with Your IAM Sign-in Page and Enabling a Virtual Multi-Factor Authentication (MFA) Device.

Signing Up for AWS GovCloud (US) Support

Support is available for the AWS GovCloud (US) Regions. As an AWS GovCloud (US) customer, you have access to a dedicated team of US-based, US citizen support engineers 24 hours a day, 7 days a week by phone, email, and chat. AWS Support makes every reasonable effort to ensure technical support cases for the AWS GovCloud (US) Regions are handled exclusively by US-based personnel who are US citizens throughout the entire case lifecycle. Billing and account questions route through your associated commercial account and may be handled by teams outside the AWS GovCloud (US) Regions. For more information, see AWS GovCloud (US) Region Support.

> **Important**
>
> Do not enter any export-controlled data in your support cases.

To sign up for AWS Customer Support for the AWS GovCloud (US) Region, go to the customer support sign-up page. You sign up for support by using the standard AWS account root user credentials that were used to sign up for your AWS GovCloud (US) account. You can sign up for Business Level support or submit a request for Enterprise Level support by completing the Enterprise Support form or submit a request for Unified Operations level support by completing the Unified Operations form.

Note

Your support options are associated with your standard AWS account, but also apply to your AWS GovCloud (US) account. If you already have support on your standard AWS account, you aren't required to sign up for support again.

For more information about the differences with AWS Support in the AWS GovCloud (US) Regions, see AWS Support.

Setting Up AWS GovCloud (US) with AWS Services Outside of the AWS GovCloud (US) Regions

The following sections describe how to set up services as part of your AWS GovCloud (US) architecture.

Setting Up Amazon CloudFront with Your AWS GovCloud (US) or Resources

Amazon CloudFront is a web service that uses a global network of edge locations to deliver content to end users with low latency and high data transfer speeds. CloudFront is an AWS global service that you can leverage with your AWS GovCloud (US) resources. Requests for your content are routed to the nearest edge location, so content is delivered with the best possible performance. CloudFront is optimized to work with other Amazon Web Services, like Amazon Simple Storage Service (Amazon S3), Amazon Elastic Compute Cloud (Amazon EC2), Elastic Load Balancing, and Amazon Route 53. CloudFront is not available in AWS GovCloud (US), but you can use CloudFront in the standard Regions and point to your AWS GovCloud (US) resources.

CloudFront also works seamlessly with any non-AWS origin server, which stores the original, definitive versions of your files. Due to the isolation of the AWS GovCloud (US) Regions, using CloudFront with your AWS GovCloud (US) resources is analogous to using CloudFront with a non-AWS origin server.

Credentials

If you use CloudFront with AWS GovCloud (US), be sure that you use the correct credentials:

- To use CloudFront with your AWS GovCloud (US) resources, you must have an AWS GovCloud (US) account. If you don't have an account, see AWS GovCloud (US) Sign Up for more information.
- To set up CloudFront, sign in to the CloudFront console by using your standard AWS credentials. You cannot use your AWS GovCloud (US) account credentials to sign in to the standard AWS Management Console.
- It is important to note that CloudFront is located outside of the AWS GovCloud (US) boundary and customers should not enter or store ITAR-controlled data in the service.

Tips for Setting Up CloudFront

As you set up CloudFront to serve your AWS GovCloud (US) content, keep the following in mind:

- You will be setting up CloudFront to distribute content from a custom origin server.
- Because you will be using a custom origin server, you do not have the option to restrict bucket access using a CloudFront Origin Access Identity.
- If you want to restrict viewer access and use signed URLs, you must:
  - Use your standard AWS account and one of its CloudFront key pairs to create the signed URLs. As with other AWS Regions, you use the CloudFront key pair with your code or third-party console to create the signed URLs.
  - You can further restrict access to your content by blocking requests not originating from CloudFront IP addresses. You can use bucket policies to accomplish this for original content stored in AWS GovCloud (US) Amazon S3 buckets. A list of IP addresses is maintained on a best-effort basis at https://forums.aws.amazon.com/ann.jspa?annID=2051. For more information, see AWS IP Address Ranges.
- If you want CloudFront to log all viewer requests for files in your distribution, select an Amazon S3 bucket in an AWS standard Region as a destination for the log files.
- Since CloudFront is not within AWS GovCloud (US) Regions, CloudFront is not within the ITAR boundary. If you want to use CloudFront to distribute your export-controlled data, encrypt your content in transit.
- Integrated support for CloudFront Live Streaming is not available for origins located in the AWS GovCloud (US) Regions.
- For detailed information about CloudFront, see the CloudFront documentation.

Migrating Route 53 public hosted zones from commercial AWS Region to AWS GovCloud (US)

If you have created a public hosted zone in your commercial AWS account for AWS GovCloud (US) resources, we recommend you to migrate the hosted zone from the commercial AWS account to the AWS GovCloud (US) account. This migration offers two key benefits:

- Streamlined operations by consolidating resources into a single account.
- Addressing potential compliance requirements.

For instructions, see Migrating a hosted zone to a different AWS account.

Note the following:

- Some Route 53 features are not yet available in AWS GovCloud (US). For more information, see Amazon Route 53 in AWS GovCloud (US).
- Health checks can be created and managed directly within AWS GovCloud (US). While it's possible to use health checks from commercial Regions with DNS records in AWS GovCloud (US), we recommend creating health checks in AWS GovCloud (US) for DNS failover operations. When migrating hosted zones to AWS GovCloud (US), consider migrating the associated health checks as well.

Setting Up Amazon Route 53 Zone Apex Support with an AWS GovCloud (US) Elastic Load Balancing Load Balancer

Additionally, Route 53 supports the alias resource record set, which lets you map your zone apex (e.g. example.com) DNS name to your load balancer DNS name. IP addresses associated with Elastic Load Balancing can change at any time due to scaling or software updates. Route 53 responds to each request for an alias resource record set with one IP address for the load balancer. If a load balancer has more than one IP address, Elastic Load Balancing selects one of the IP addresses in a round-robin fashion and returns it to Route 53; Route 53 then responds to the request with that IP address.

Alias resource record sets are virtual records that work like CNAME records. But they differ from CNAME records in that they are not visible to resolvers. Resolvers only see the A record and the resulting IP address of the target record. As such, unlike CNAME records, alias resource record sets are available to configure a zone apex (also known as a root domain or naked domain) in a dynamic environment.

This section provides a solution for Route 53 zone apex alias support by setting up an Amazon CloudFront distribution between Route 53 and an AWS GovCloud (US) Elastic Load Balancing load balancer. The solution demonstrates how to configure Route 53 with a zone apex alias resource record set that maps to a CloudFront web distribution DNS name. The CloudFront distribution in turn points to the AWS GovCloud (US) load balancer DNS name as a custom origin.

An additional benefit of this approach is that CloudFront can help improve the performance of your website, including both static and dynamic content. For more information about CloudFront, see the CloudFront documentation.

The following figure shows the various AWS services used to demonstrate this solution:

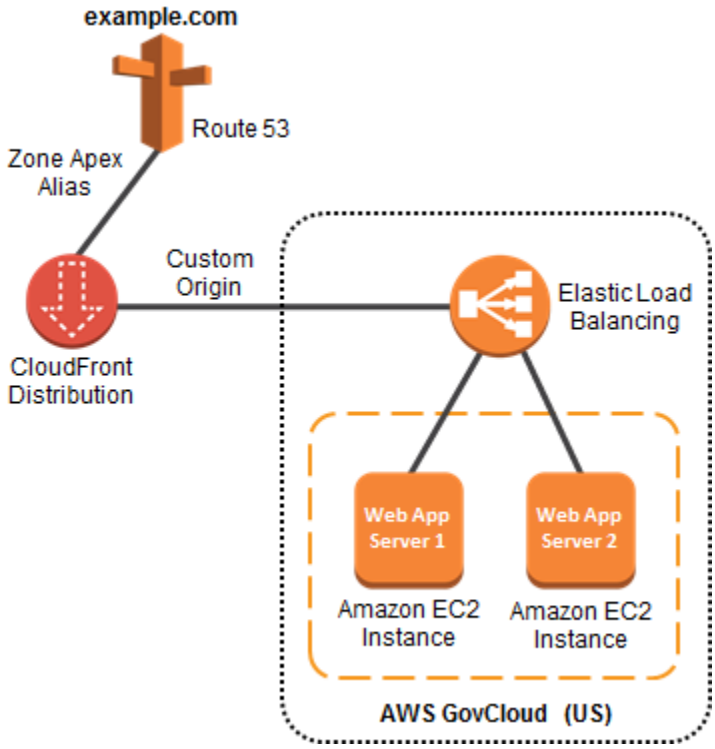

Important

This solution requires creating Route 53 public hosted zone in commercial AWS because alias records pointing to CloudFront is not available in AWS GovCloud (US). If your architecture does not include CloudFront, you can consider creating Route 53 public hosted zones in AWS GovCloud (US) Regions. For more information, see Amazon Route 53 in AWS GovCloud (US).

Step 1: Sign Up for AWS GovCloud (US)

1. To use AWS services in the AWS GovCloud (US) Regions, you must have an AWS GovCloud (US) account. If you don't have an account, see AWS GovCloud (US) Sign Up for more information.

Step 2: Create Your Resources in the AWS GovCloud (US) Region

1. Create two web application Amazon EC2 servers via the AWS GovCloud (US) console and confirm that they are in a running state. Configuring the web servers on the Amazon EC2 instances is outside of the scope of this section.

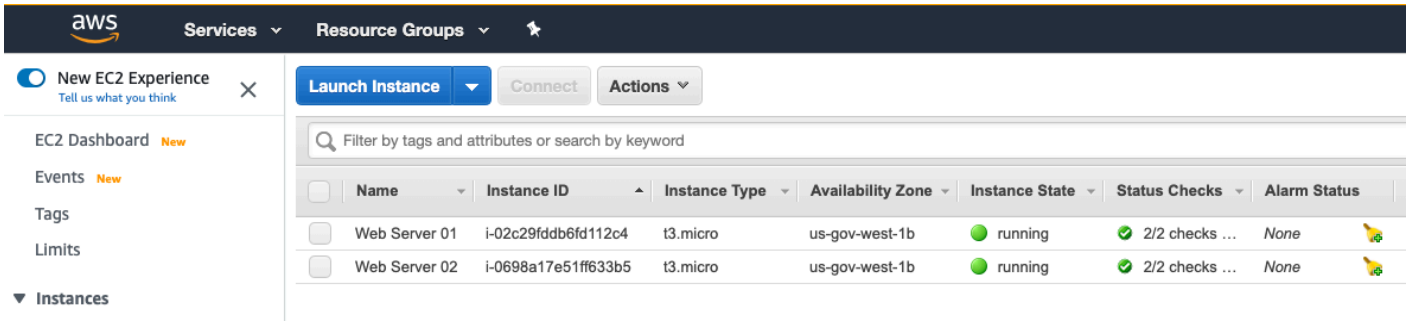

2. Create an Elastic Load Balancing load balancer and add the two instances created in the previous step to a new target group. Confirm that the instances are healthy and registered. Note the DNS name of the newly created load balancer.

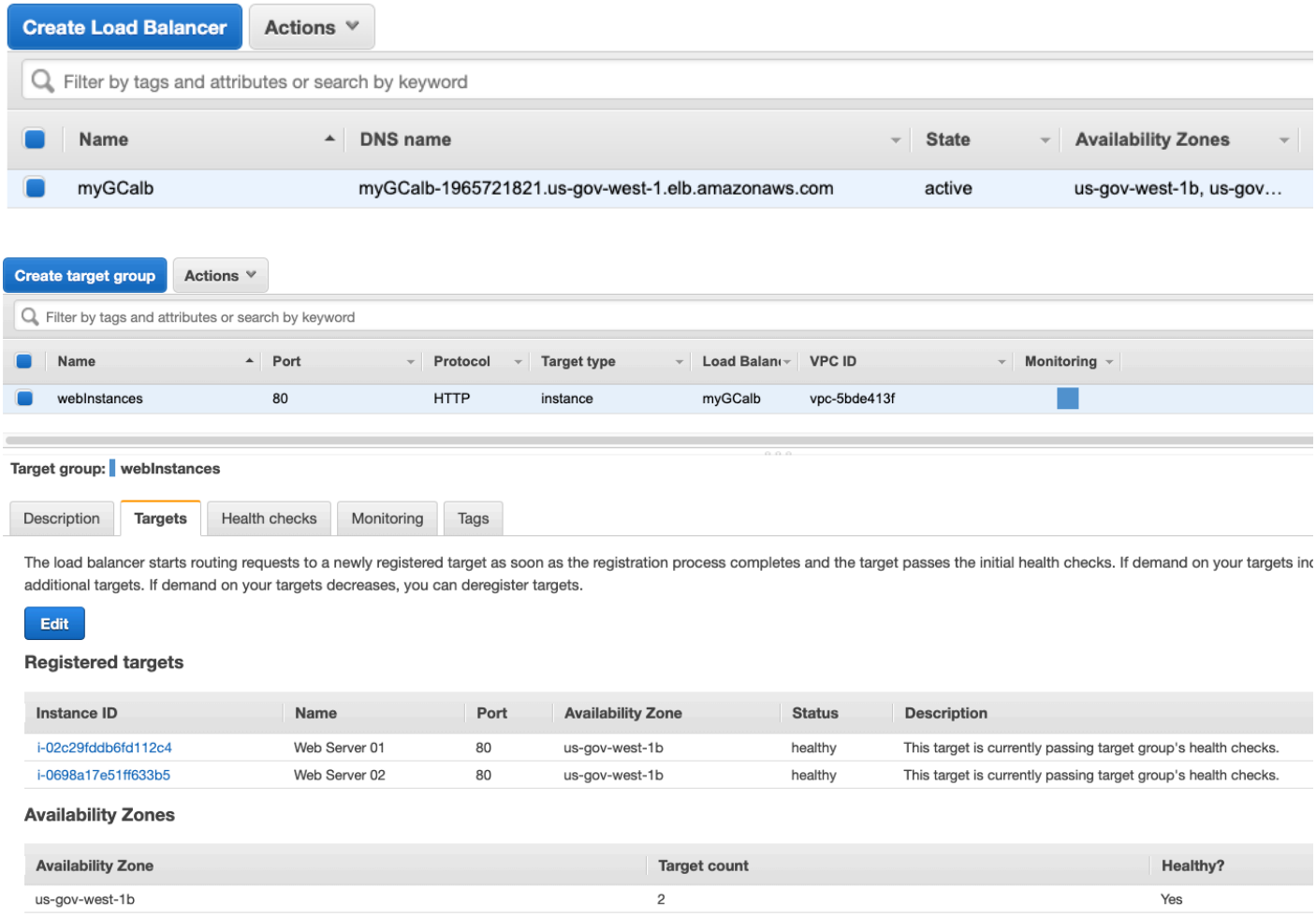

3. Test access to your website by entering the load balancer DNS name in a web browser. You can verify the load balancer is balancing traffic between the two instances by waiting at least one minute between requests.



Step 3: Create a CloudFront Custom Origin Web Distribution

Because AWS GovCloud (US) is not currently integrated into the CloudFront service, you must create a CloudFront distribution using your standard AWS account. Since the CloudFront service is hosted outside the AWS GovCloud (US) Regions, customers should ensure any content hosted in the CloudFront service does not contain export-controlled information.

1. Sign in to the CloudFront console with your standard AWS account, and choose **Create Distribution**.

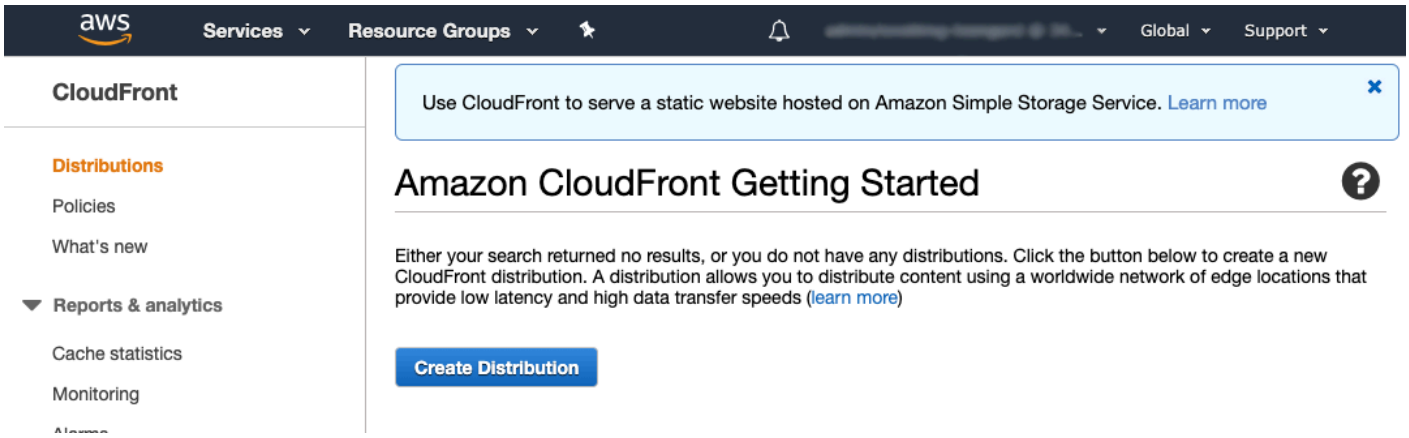

2. Select the **Get Started** under **Web** distribution delivery method, and then choose **Continue**.

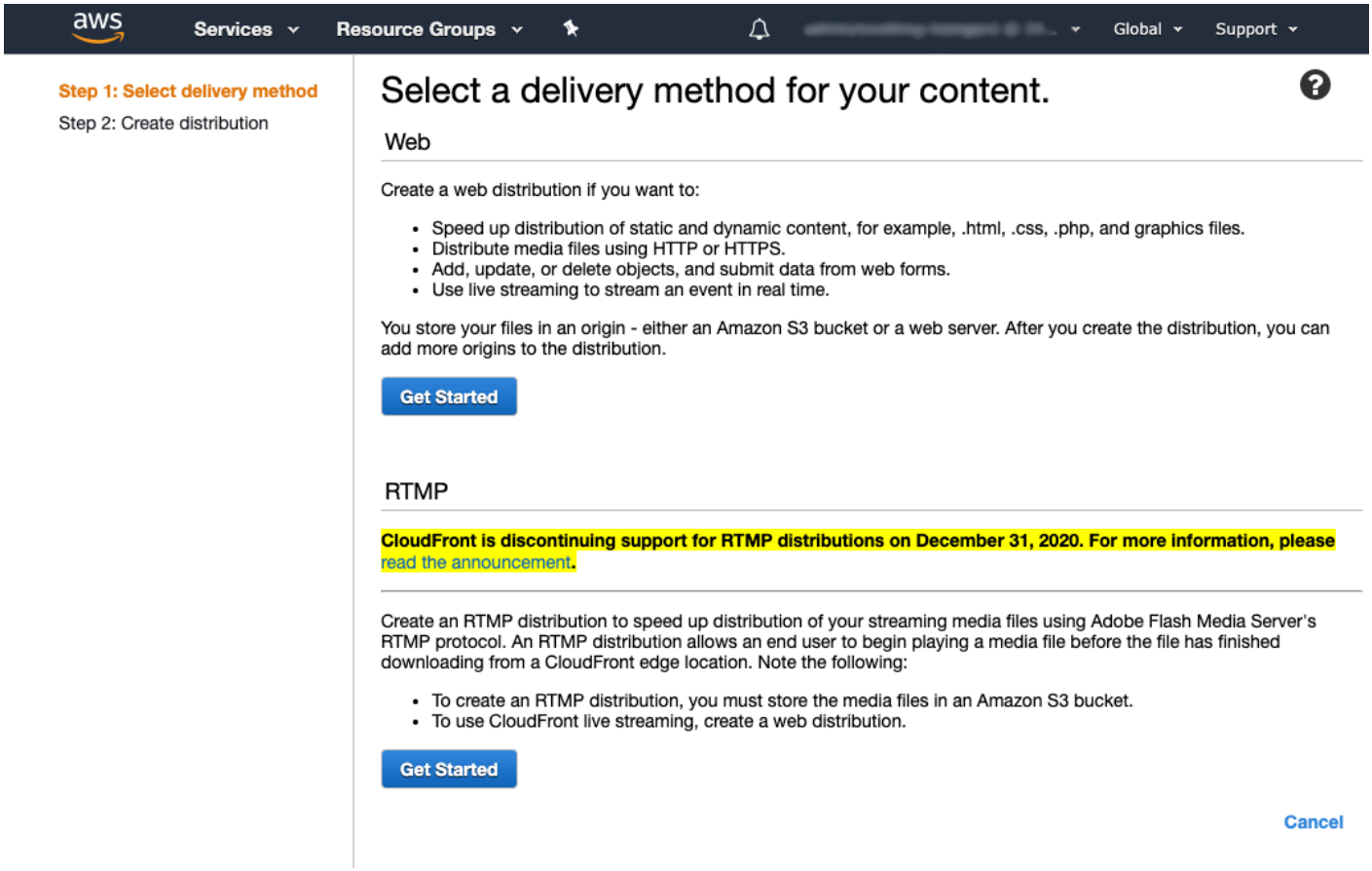

3. In **Origin Domain Name**, type the AWS GovCloud (US) load balancer DNS name to create a custom origin.

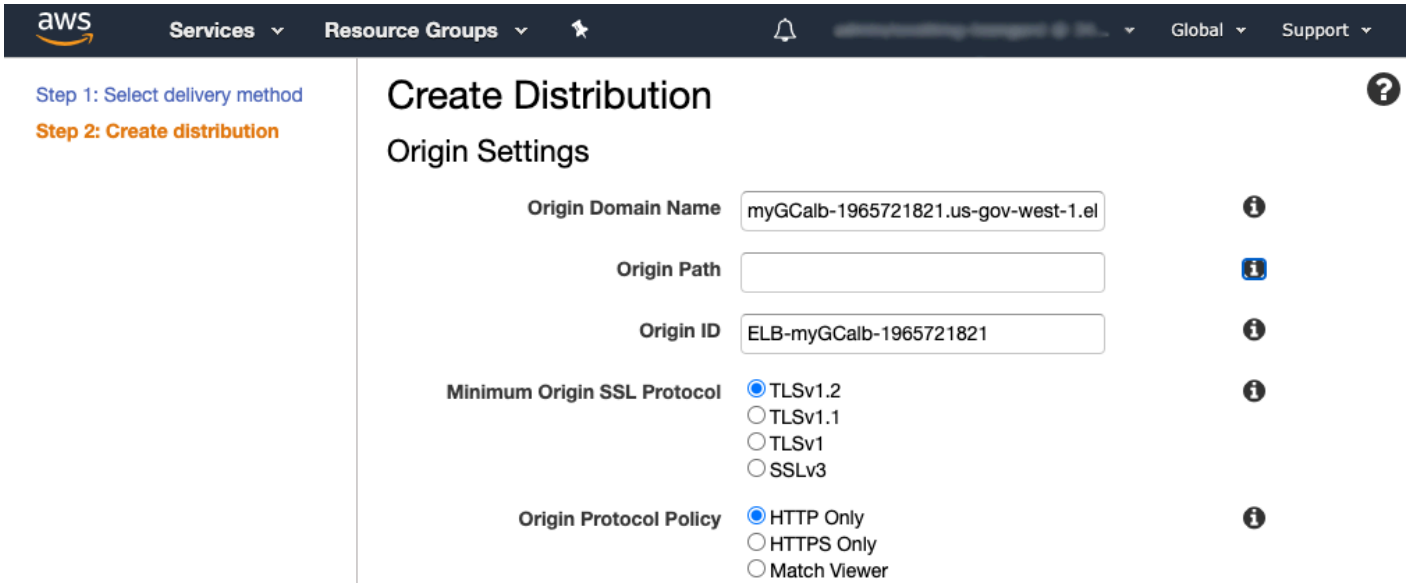

4. In **Alternate Domain Names (CNAMEs)**, add the zone apex name. Note you must attach a trusted certificate that validates your authorization to use the domain name.

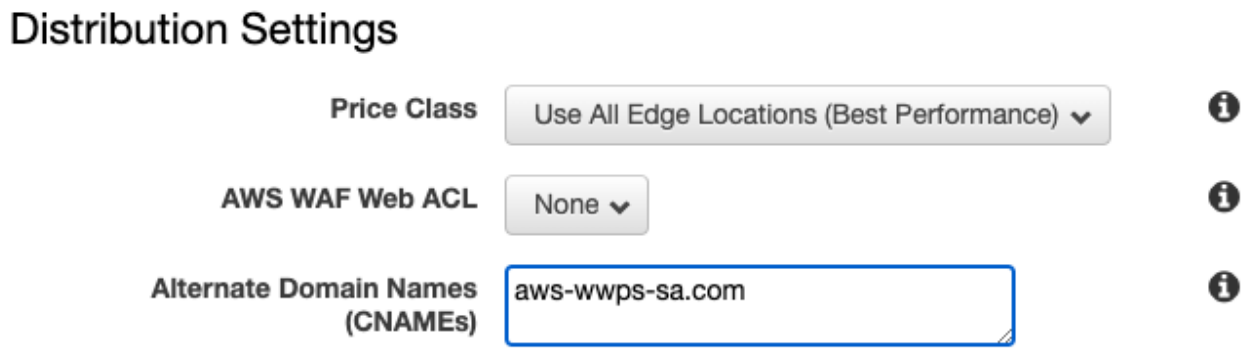

5. Choose **Create Distribution**.



6. After the status for the new distribution changes to **Deployed**, make a note of the domain name. You will use this domain name when you set up Route 53 in the next step.

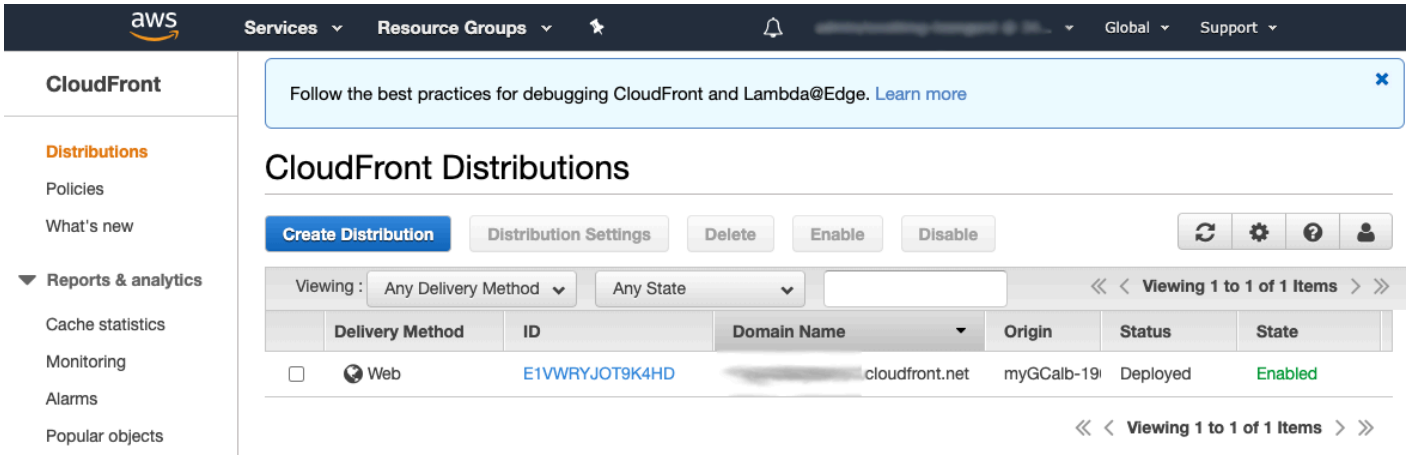

For information about how CloudFront processes and forwards requests to a customer origin server, such as an AWS GovCloud (US) load balancer, see the CloudFront documentation.

Step 4: Configure a New Route 53 Alias Resource Record Set

1. Using your standard AWS account from the previous step, sign in to the Amazon Route 53 console.
2. Under your root domain, create a new record.
3. Under the routing policy, select Simple routing and click Next.

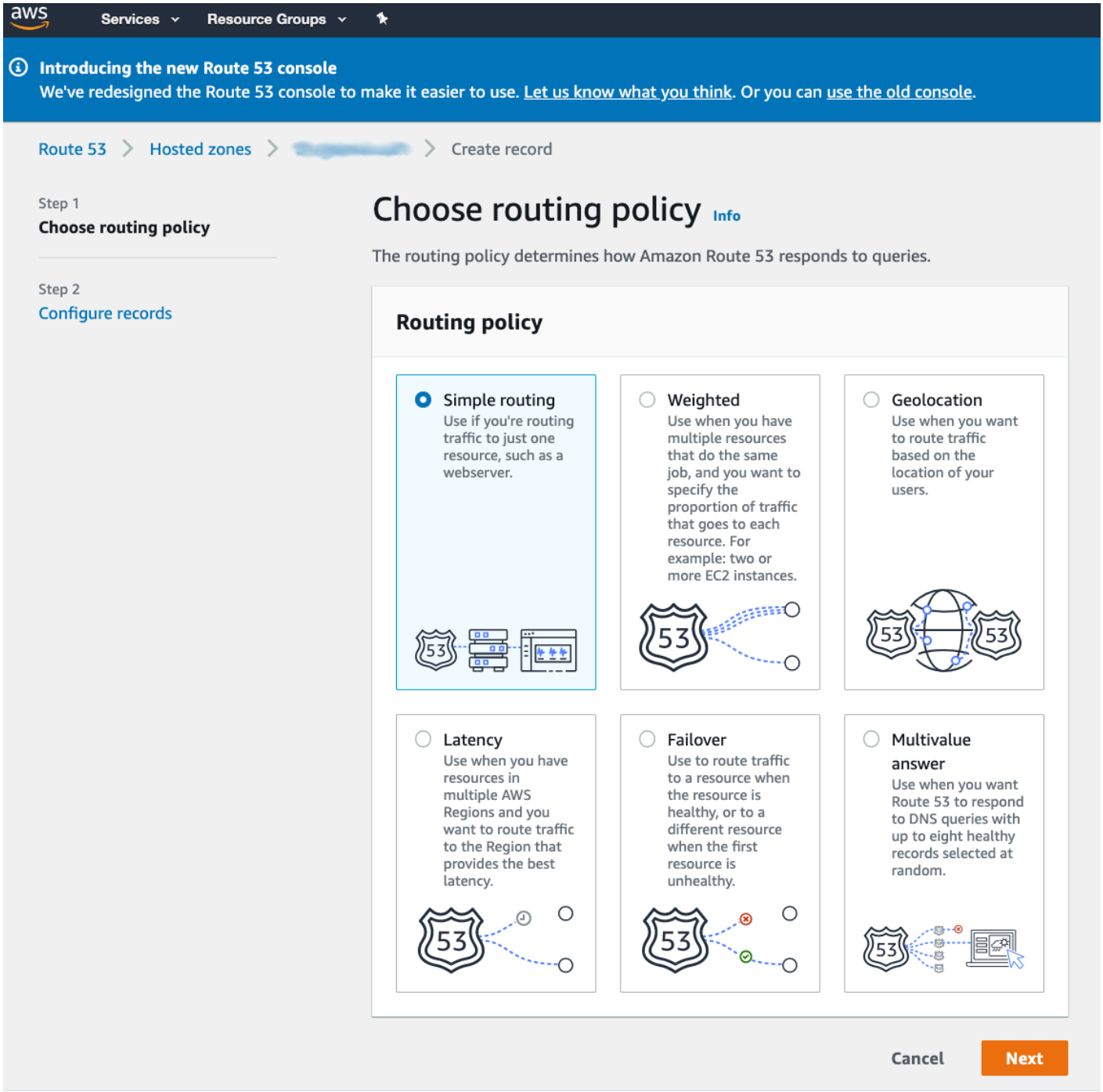

4. Choose Define simple record. In the "Value/Route traffic to" drop down, select "Alias to CloudFront distribution". Click in the "Choose Distribution" search box and select the distribution created in the prior step.

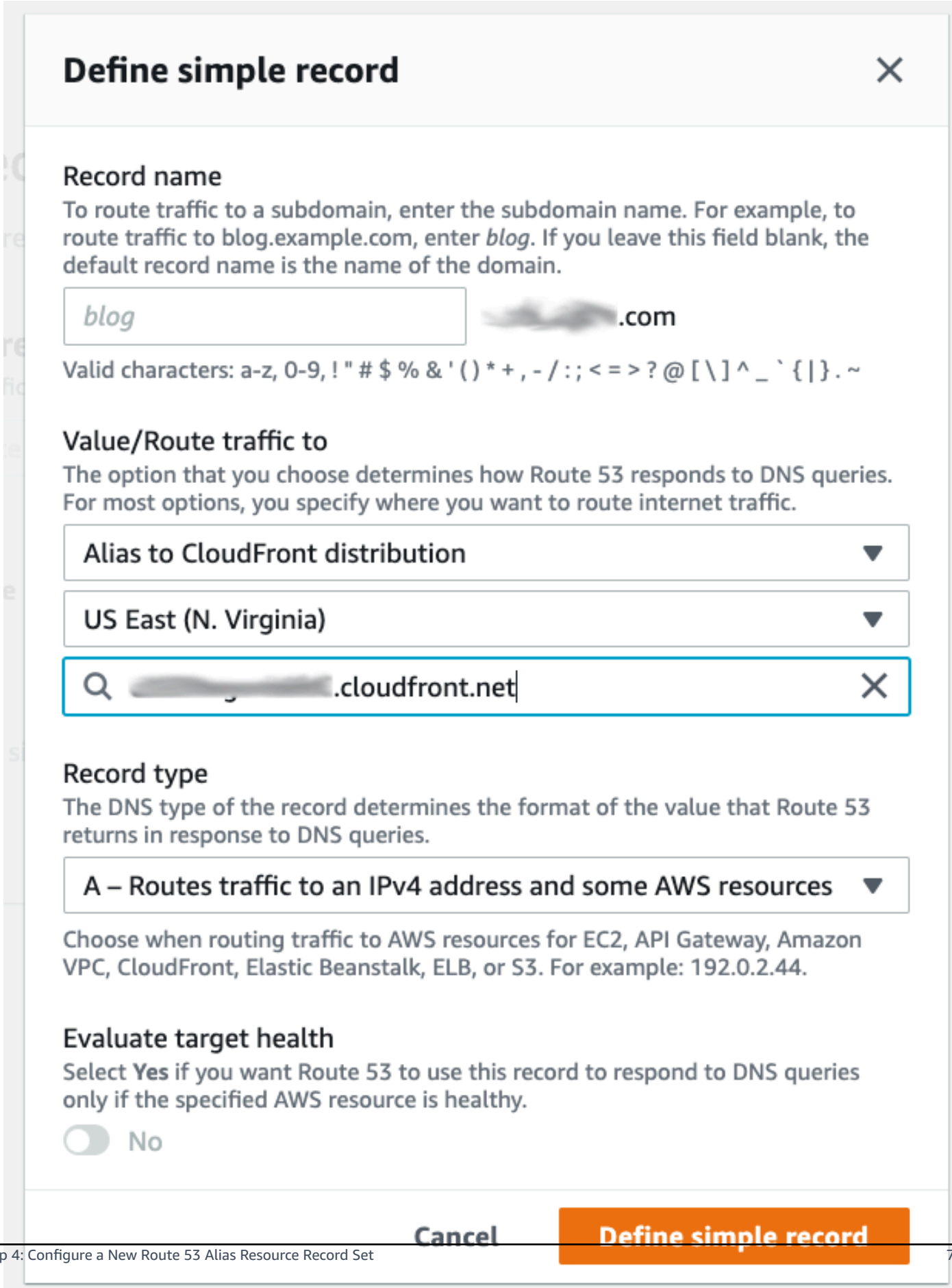
Define simple record
Record name
To route traffic to a subdomain, enter the subdomain name. For example, to route traffic to blog.example.com, enter blog. If you leave this field blank, the default record name is the name of the domain.
blog
.com
Valid characters: a-z, 0-9, ! " # $ % & ' ( ) * + , - / : ; < = > ? @ [\ ] ^ _ ` { | } . ~
Value/Route traffic to
The option that you choose determines how Route 53 responds to DNS queries. For most options, you specify where you want to route internet traffic.
Alias to CloudFront distribution
US East (N. Virginia)
.cloudfront.net
Record type
The DNS type of the record determines the format of the value that Route 53 returns in response to DNS queries.
A – Routes traffic to an IPv4 address and some AWS resources
Choose when routing traffic to AWS resources for EC2, API Gateway, Amazon VPC, CloudFront, Elastic Beanstalk, ELB, or S3. For example: 192.0.2.44.
Evaluate target health
Select Yes if you want Route 53 to use this record to respond to DNS queries only if the specified AWS resource is healthy.
No
Cancel
Define simple record

5. On the overview, click on Create records.

Step 5: Test that Your Website Is Accessible

1. Enter your root domain in a web browser to verify that your website is accessible.



Congratulations! You have successfully pointed your zone apex at your Elastic Load Balancing load balancer in the AWS GovCloud (US) Regions.

For more information about Route 53, see the Amazon Route 53 documentation.

Using AWS GovCloud (US) Regions

If you have used other AWS Regions, you should be aware of specific differences in the AWS GovCloud (US) Regions. For example, Amazon Resource Names (ARNs) and endpoints are different in the AWS GovCloud (US) Regions. For CLI and SDK calls, the Region names are us-gov-west-1 and us-gov-east-1.

In addition to the specific differences, the following topics describe how to maintain compliance with International Traffic in Arms Regulations (ITAR), how to access AWS GovCloud (US), and how to control access to your AWS GovCloud (US) account.

Amazon Resource Names (ARNs) in GovCloud (US) Regions

Amazon Resource Names (ARNs) uniquely identify AWS resources. We require an ARN when you need to specify a resource unambiguously across all of AWS, such as in IAM policies, Amazon S3 bucket names, and API calls. In AWS GovCloud (US) Regions, ARNs have an identifier that is different from the one in other standard AWS Regions. For all other standard regions, ARNs begin with:

```
arn:aws
```

In the AWS GovCloud (US) Regions, ARNs begin with:

```
arn:aws-us-gov
```

If an ARN requires you to specify a Region:

- For the AWS GovCloud (US-West) Region, use `us-gov-west-1`.
- For AWS GovCloud (US-East) Region, use `us-gov-east-1`.

For additional information about ARNs, see Amazon Resource Names (ARNs) in the *AWS General Reference* .

Service Endpoints

If you access AWS GovCloud (US-West) or AWS GovCloud (US-East) by using the command line interface (CLI) or programmatically by using the APIs, you need the AWS GovCloud (US-West) or

AWS GovCloud (US-East) Region endpoints. These HTTPS endpoints are referred to as the control plane used to configure AWS services.

If you require FIPS 140-3 compliance you should use the FIPS Endpoints linked in the following section. For more information about FIPS 140-3, see "Cryptographic Module Validation Program" on the NIST Computer Security Resource Center website.

If you require the use of FIPS 140-3 validated modules for TLS termination performed on the data plane of the Application Load Balancer HTTPS Listeners, have your account team reach out to the Elastic Load Balancing team.

FIPS-140-3 validated modules in the data plane of Amazon Relational Database Service (Amazon RDS) SSL can be configured for certain database engines. For more information about RDS SSL, see the Amazon RDS User Guide.

FIPS Endpoints for the AWS GovCloud (US) Regions

For a list of all GovCloud AWS FIPS endpoints, see *AWS GovCloud (US)* in FIPS Endpoints by Service.

Endpoints for AWS Services

For a list of AWS endpoints, see View the service endpoints in the *AWS General Reference* .

Regions for AWS Services

For a list of AWS Regions, see Regional endpoints in the *AWS General Reference* .

For information about giving federated users single sign-on access to the AWS Management Console, see Giving Federated Users Direct Access to the AWS Management Console.

VPC Endpoints

A VPC endpoint enables you to privately connect your VPC to supported AWS services and VPC endpoint services powered by AWS PrivateLink without requiring an internet gateway, NAT device, VPN connection, or AWS Direct Connect connection. Instances in your VPC do not require public IP addresses to communicate with resources in the service. Traffic between your VPC and the other service does not leave the Amazon network. Interface endpoints are powered by AWS PrivateLink, a technology that enables you to privately access services by using private IP addresses. AWS

PrivateLink restricts all network traffic between your VPC and services to the Amazon network. You do not need an internet gateway, a NAT device, or a virtual private gateway.

A gateway endpoint is a gateway that you specify as a target for a route in your route table for traffic destined to a supported AWS service.

VPC Endpoints for the AWS GovCloud (US) Regions

The following table lists each AWS service available in the AWS GovCloud (US) Regions and the corresponding VPC endpoints.

AWS Service	AWS GovCloud (US-West) VPC Endpoints	AWS GovCloud (US-East) VPC Endpoints
Application Auto Scaling	com.amazonaws.us-gov-west-1.application-autoscaling	com.amazonaws.us-gov-east-1.application-autoscaling
AWS Auto Scaling	com.amazonaws.us-gov-west-1.autoscaling-plans	com.amazonaws.us-gov-east-1.autoscaling-plans
AWS Transform MGN	com.amazonaws.us-gov-west-1.mgn	com.amazonaws.us-gov-east-1.mgn
AWS Backup	com.amazonaws.us-gov-west-1.backup com.amazonaws.us-gov-west-1.backup-gateway	com.amazonaws.us-gov-east-1.backup com.amazonaws.us-gov-east-1.backup-gateway
AWS Batch	com.amazonaws.us-gov-west-1.batch	com.amazonaws.us-gov-east-1.batch
AWS CloudHSM	com.amazonaws.us-gov-west-1.cloudhsmv2	com.amazonaws.us-gov-east-1.cloudhsmv2
AWS CodeBuild	com.amazonaws.us-gov-west-1.codebuild	com.amazonaws.us-gov-east-1.codebuild

AWS Service	AWS GovCloud (US-West) VPC Endpoints	AWS GovCloud (US-East) VPC Endpoints
	com.amazonaws.us-gov-west-1.codebuild-fips	com.amazonaws.us-gov-east-1.codebuild-fips
AWS CodeConnections	com.amazonaws.us-gov-east-1.codestar-connections	codestar-connections.us-gov-east-1.amazonaws.com
AWS CloudFormation	com.amazonaws.us-gov-west-1.cloudformation	com.amazonaws.us-gov-east-1.cloudformation
AWS CloudTrail	com.amazonaws.us-gov-west-1.cloudtrail	com.amazonaws.us-gov-east-1.cloudtrail
AWS CodeCommit	com.amazonaws.us-gov-west-1.codecommit com.amazonaws.us-gov-west-1.codecommit-fips	com.amazonaws.us-gov-east-1.codecommit com.amazonaws.us-gov-east-1.codecommit-fips
AWS CodePipeline	com.amazonaws.us-gov-west-1.codepipeline	Not applicable
AWS Config	com.amazonaws.us-gov-west-1.config	com.amazonaws.us-gov-east-1.config
AWS Database Migration Service	com.amazonaws.us-gov-west-1.dms	com.amazonaws.us-gov-east-1.dms
AWS DataSync	com.amazonaws.us-gov-west-1.datasync	com.amazonaws.us-gov-east-1.datasync
AWS Direct Connect	com.amazonaws.us-gov-west-1.directconnect	com.amazonaws.us-gov-east-1.directconnect
AWS Directory Service	com.amazonaws.us-gov-west-1.ds	com.amazonaws.us-gov-east-1.ds

AWS Service	AWS GovCloud (US-West) VPC Endpoints	AWS GovCloud (US-East) VPC Endpoints
AWS Elastic Beanstalk	com.amazonaws.us-gov-west-1.elasticbeanstalk com.amazonaws.us-gov-west-1.elasticbeanstalk-health	com.amazonaws.us-gov-east-1.elasticbeanstalk com.amazonaws.us-gov-east-1.elasticbeanstalk-health
AWS Elastic Disaster Recovery	com.amazonaws.us-gov-west-1.drs	com.amazonaws.us-gov-east-1.drs
AWS Fault Injection Service	com.amazonaws.us-gov-west-1.fis	com.amazonaws.us-gov-east-1.fis
AWS Glue	com.amazonaws.us-gov-west-1.glue	com.amazonaws.us-gov-east-1.glue
AWS Glue DataBrew	com.amazonaws.us-gov-west-1.databrew	Not applicable
AWS IAM Access Analyzer	com.amazonaws.us-gov-west-1.access-analyzer	com.amazonaws.us-gov-east-1.access-analyzer
AWS IoT Greengrass	com.amazonaws.us-gov-west-1.greengrass	com.amazonaws.us-gov-east-1.greengrass
AWS IoT SiteWise	com.amazonaws.us-gov-west-1.iotsitewise.api com.amazonaws.us-gov-west-1.iotsitewise.data	Not applicable
AWS IoT TwinMaker	com.amazonaws.us-gov-west-1.iottwinmaker.api com.amazonaws.us-gov-west-1.iottwinmaker.data	Not applicable

AWS Service	AWS GovCloud (US-West) VPC Endpoints	AWS GovCloud (US-East) VPC Endpoints
AWS Key Management Service	com.amazonaws.us-gov-west-1.kms com.amazonaws.us-gov-west-1.kms-fips	com.amazonaws.us-gov-east-1.kms com.amazonaws.us-gov-east-1.kms-fips
AWS Lake Formation	com.amazonaws.us-gov-west-1.lakeformation	Not applicable
AWS Lambda	com.amazonaws.us-gov-west-1.lambda	com.amazonaws.us-gov-east-1.lambda
AWS License Manager	com.amazonaws.us-gov-west-1.license-manager com.amazonaws.us-gov-west-1.license-manager-fips	com.amazonaws.us-gov-east-1.license-manager com.amazonaws.us-gov-east-1.license-manager-fips
AWS Mainframe Modernization	com.amazonaws.us-gov-west-1.m2 m2.us-gov-west-1.amazonaws.com	com.amazonaws.us-gov-east-1.m2 m2.us-gov-east-1.amazonaws.com
AWS Parallel Computing Service	com.amazonaws.us-gov-west-1.pcs com.amazonaws.us-gov-west-1.pcs-fips	com.amazonaws.us-gov-east-1.pcs com.amazonaws.us-gov-east-1.pcs-fips
AWS Private Certificate Authority	com.amazonaws.us-gov-west-1.acm-pca com.amazonaws.us-gov-west-1.acm-pca-fips	com.amazonaws.us-gov-east-1.acm-pca com.amazonaws.us-gov-east-1.acm-pca-fips

AWS Service	AWS GovCloud (US-West) VPC Endpoints	AWS GovCloud (US-East) VPC Endpoints
AWS Resilience Hub	resiliencehub.us-gov-west-1.amazonaws.com	resiliencehub.us-gov-east-1.amazonaws.com
AWS Resource Groups Tagging API	com.amazonaws.us-gov-west-1.tagging	com.amazonaws.us-gov-east-1.tagging
AWS SDK for SAP ABAP	com.amazonaws.us-gov-west-1.awssdk-sapabap com.amazonaws.us-gov-west-1.sapabap	com.amazonaws.us-gov-east-1.awssdk-sapabap com.amazonaws.us-gov-east-1.sapabap
AWS Secrets Manager	com.amazonaws.us-gov-west-1.secretsmanager	com.amazonaws.us-gov-east-1.secretsmanager
AWS Security Hub CSPM	com.amazonaws.us-gov-west-1.securityhub	com.amazonaws.us-gov-east-1.securityhub
AWS Security Token Service	com.amazonaws.us-gov-west-1.sts	com.amazonaws.us-gov-east-1.sts
AWS Server Migration Service	com.amazonaws.us-gov-west-1.sms com.amazonaws.us-gov-west-1.sms-fips	com.amazonaws.us-gov-east-1.sms com.amazonaws.us-gov-east-1.sms-fips
AWS Service Catalog	com.amazonaws.us-gov-west-1.servicecatalog	com.amazonaws.us-gov-east-1.servicecatalog
AWS Service Catalog AppRegistry	com.amazonaws.us-gov-west-1.servicecatalog-appregistry	com.amazonaws.us-gov-east-1.servicecatalog-appregistry
AWS SimSpace Weaver	com.amazonaws.us-gov-west-1.simspaceweaver	com.amazonaws.us-gov-east-1.simspaceweaver

AWS Service	AWS GovCloud (US-West) VPC Endpoints	AWS GovCloud (US-East) VPC Endpoints
AWS Storage Gateway	com.amazonaws.us-gov-west-1.storagegateway	com.amazonaws.us-gov-east-1.storagegateway
AWS Systems Manager	com.amazonaws.us-gov-west-1.ssm com.amazonaws.us-gov-west-1.ssmmessages	com.amazonaws.us-gov-east-1.ssm com.amazonaws.us-gov-east-1.ssmmessages
AWS Transfer Family	com.amazonaws.us-gov-west-1.transfer	com.amazonaws.us-gov-east-1.transfer
AWS X-Ray	com.amazonaws.us-gov-west-1.xray	com.amazonaws.us-gov-east-1.xray
Amazon API Gateway	com.amazonaws.us-gov-west-1.execute-api	com.amazonaws.us-gov-east-1.execute-api
Amazon WorkSpaces Applications	com.amazonaws.us-gov-west-1.appstream.api com.amazonaws.us-gov-west-1.appstream.streaming	com.amazonaws.us-gov-east-1.appstream.api com.amazonaws.us-gov-east-1.appstream.streaming
Amazon Athena	com.amazonaws.us-gov-west-1.athena	com.amazonaws.us-gov-east-1.athena
Amazon Bedrock	bedrock.gov-us-west-1.amazonaws.com	bedrock-runtime.gov-us-west-1.amazonaws.com
Amazon Cloud Directory	com.amazonaws.us-gov-west-1.clouddirectory	Not applicable
Amazon CloudWatch Logs	com.amazonaws.us-gov-west-1.logs	com.amazonaws.us-gov-east-1.logs

AWS Service	AWS GovCloud (US-West) VPC Endpoints	AWS GovCloud (US-East) VPC Endpoints
Amazon Comprehend	com.amazonaws.us-gov-west-1.comprehend	Not applicable
Amazon Comprehend Medical	com.amazonaws.us-gov-west-1.comprehendmedical	Not applicable
Amazon DynamoDB	com.amazonaws.us-gov-west-1.dynamodb	com.amazonaws.us-gov-east-1.dynamodb
Amazon EC2 Auto Scaling	com.amazonaws.us-gov-west-1.autoscaling	com.amazonaws.us-gov-east-1.autoscaling
Amazon ElastiCache	com.amazonaws.us-gov-west-1.elasticache	com.amazonaws.us-gov-east-1.elasticache
Amazon Elastic Compute Cloud	com.amazonaws.us-gov-west-1.ec2 com.amazonaws.us-gov-west-1.ec2messages	com.amazonaws.us-gov-east-1.ec2 com.amazonaws.us-gov-east-1.ec2messages
Amazon Elastic Container Registry	com.amazonaws.us-gov-west-1.ecr.api com.amazonaws.us-gov-west-1.ecr.dkr	com.amazonaws.us-gov-east-1.ecr.api com.amazonaws.us-gov-east-1.ecr.dkr
Amazon Elastic Container Service	com.amazonaws.us-gov-west-1.ecs com.amazonaws.us-gov-west-1.ecs-agent com.amazonaws.us-gov-west-1.ecs-telemetry	com.amazonaws.us-gov-east-1.ecs com.amazonaws.us-gov-east-1.ecs-agent com.amazonaws.us-gov-east-1.ecs-telemetry

AWS Service	AWS GovCloud (US-West) VPC Endpoints	AWS GovCloud (US-East) VPC Endpoints
Amazon Elastic File System	com.amazonaws.us-gov-west-1.elasticfilesystem com.amazonaws.us-gov-west-1.elasticfilesystem-fips	com.amazonaws.us-gov-east-1.elasticfilesystem com.amazonaws.us-gov-east-1.elasticfilesystem-fips
Amazon EMR	com.amazonaws.us-gov-west-1.elasticmapreduce	com.amazonaws.us-gov-east-1.elasticmapreduce
Amazon FSx	com.amazonaws.us-gov-west-1.fsx com.amazonaws.us-gov-west-1.fsx-fips	com.amazonaws.us-gov-east-1.fsx com.amazonaws.us-gov-east-1.fsx-fips
Amazon Inspector	com.amazonaws.us-gov-west-1.inspector2 inspector2.us-gov-west-1.amazonaws.com	com.amazonaws.us-gov-east-1.inspector2 inspector2.us-gov-east-1.amazonaws.com
Amazon Kendra	com.amazonaws.us-gov-west-1.kendra	Not applicable
Amazon Keyspaces (for Apache Cassandra)	com.amazonaws.us-gov-west-1.cassandra	com.amazonaws.us-gov-east-1.cassandra
Amazon Data Firehose	com.amazonaws.us-gov-west-1.kinesis-firehose	com.amazonaws.us-gov-east-1.kinesis-firehose
Amazon Kinesis Data Streams	com.amazonaws.us-gov-west-1.kinesis-streams	com.amazonaws.us-gov-east-1.kinesis-streams
Amazon Location Service	com.amazonaws.us-gov-west-1.geo	Not Applicable

AWS Service	AWS GovCloud (US-West) VPC Endpoints	AWS GovCloud (US-East) VPC Endpoints
Amazon Managed Service for Prometheus	com.amazonaws.us-gov-west-1.aps com.amazonaws.us-gov-west-1.aps-workspaces	com.amazonaws.us-gov-east-1.aps com.amazonaws.us-gov-east-1.aps-workspaces
Amazon Redshift	com.amazonaws.us-gov-west-1.redshift com.amazonaws.us-gov-west-1.redshift-data	com.amazonaws.us-gov-east-1.redshift com.amazonaws.us-gov-east-1.redshift-data
Amazon Rekognition	com.amazonaws.us-gov-west-1.rekognition com.amazonaws.us-gov-west-1.rekognition-fips	Not applicable
Amazon Relational Database Service	com.amazonaws.us-gov-west-1.rds	com.amazonaws.us-gov-east-1.rds
Amazon Application Recovery Controller (ARC)	arc-zonal-shift.us-gov-west-1.amazonaws.com	arc-zonal-shift.us-gov-east-1.amazonaws.com

AWS Service	AWS GovCloud (US-West) VPC Endpoints	AWS GovCloud (US-East) VPC Endpoints
Amazon SageMaker AI	aws.sagemaker.us-gov-west-1.notebook aws.sagemaker.us-gov-west-1.studio com.amazonaws.us-gov-west-1.sagemaker.api com.amazonaws.us-gov-west-1.sagemaker.api-fips com.amazonaws.us-gov-west-1.sagemaker.runtime	aws.sagemaker.us-gov-east-1.notebook aws.sagemaker.us-gov-east-1.studio com.amazonaws.us-gov-east-1.sagemaker.api com.amazonaws.us-gov-east-1.sagemaker.api-fips com.amazonaws.us-gov-east-1.sagemaker.runtime
Amazon Simple Notification Service	com.amazonaws.us-gov-west-1.sns	com.amazonaws.us-gov-east-1.sns
Amazon Simple Queue Service	com.amazonaws.us-gov-west-1.sqs	com.amazonaws.us-gov-east-1.sqs
Amazon Simple Storage Service	com.amazonaws.us-gov-west-1.s3	com.amazonaws.us-gov-east-1.s3
Amazon SWF	com.amazonaws.us-gov-west-1.swf-fips	com.amazonaws.us-gov-east-1.swf-fips
Amazon Textract	com.amazonaws.us-gov-west-1.textract	com.amazonaws.us-gov-east-1.textract
Amazon Timestream	com.amazonaws.us-gov-west-1.timestream	Not Applicable
Amazon Transcribe	com.amazonaws.us-gov-west-1.transcribe	com.amazonaws.us-gov-east-1.transcribe

AWS Service	AWS GovCloud (US-West) VPC Endpoints	AWS GovCloud (US-East) VPC Endpoints
Amazon Verified Permissions	com.amazonaws.us-gov-west-1.verifiedpermissions com.amazonaws.us-gov-east-1.verifiedpermissions	verifiedpermissions.us-gov-east-1.amazonaws.com verifiedpermissions.us-gov-west-1.amazonaws.com
Amazon WorkSpaces	com.amazonaws.us-gov-west-1.workspaces	Not applicable
EBS direct APIs	com.amazonaws.us-gov-west-1.ebs	com.amazonaws.us-gov-east-1.ebs
EC2 Image Builder	com.amazonaws.us-gov-west-1.imagebuilder	com.amazonaws.us-gov-east-1.imagebuilder
Elastic Load Balancing	com.amazonaws.us-gov-west-1.elasticloadbalancing	com.amazonaws.us-gov-east-1.elasticloadbalancing
Amazon EventBridge	com.amazonaws.us-gov-west-1.events	com.amazonaws.us-gov-east-1.events
Git CodeCommit	com.amazonaws.us-gov-west-1.git-codecommit com.amazonaws.us-gov-west-1.git-codecommit-fips	com.amazonaws.us-gov-east-1.git-codecommit com.amazonaws.us-gov-east-1.git-codecommit-fips
S3 on Outposts	com.amazonaws.us-gov-west-1.s3-outposts	com.amazonaws.us-gov-east-1.s3-outposts
Service Quotas	com.amazonaws.us-gov-west-1.servicequotas	com.amazonaws.us-gov-east-1.servicequotas

> **Note**
>
> All the information provided in this page is manually updated. If you are looking for the most current version of the list, it can be found in the console or by using the AWS CLI command **"aws ec2 describe-vpc-endpoint-services --region us-gov-east-1 or --region us-gov-west-1"** as appropriate.

Compliance

AWS GovCloud (US) gives government customers and their partners the flexibility to architect secure cloud solutions that comply with the FedRAMP High baseline; the DOJ's Criminal Justice Information Systems (CJIS) Security Policy; U.S. International Traffic in Arms Regulations (ITAR); Export Administration Regulations (EAR); Department of Defense (DoD) Cloud Computing Security Requirements Guide (SRG) for Impact Levels 2, 4 and 5; FIPS 140-3; IRS-1075; and other compliance regimes.

FedRAMP

The US Federal Government is dedicated to delivering its services to the American people in the most innovative, secure, and cost-efficient fashion. Cloud computing plays a key part in how the federal government can achieve operational efficiencies and innovate on demand to advance their mission across the nation. That is why many federal agencies today are using AWS cloud services to process, store, and transmit federal government data. For more information, see https://aws.amazon.com/compliance/fedramp

DoD CC SRG

A growing number of military customers are adopting AWS services to process, store, and transmit US Department of Defense (DoD) data. AWS enables defense organizations and their business associates to create secure environments to process, maintain, and store DoD data. For more information, see https://aws.amazon.com/compliance/dod

CMMC

The Cybersecurity Maturity Model Certification (CMMC) program enhances cyber protection standards for companies in the DIB. It is designed to protect sensitive unclassified information that

is shared by the DoD with its contractors and subcontractors. The program incorporates a set of cybersecurity requirements into acquisition programs and provides the DoD increased assurance that contractors and subcontractors are meeting these requirements. For more information, see https://aws.amazon.com/compliance/cmmc

ITAR

AWS GovCloud (US) supports compliance with United States International Traffic in Arms Regulations (ITAR). As a part of managing a comprehensive ITAR compliance program, companies that are subject to ITAR export regulations must control unintended exports by restricting access to protected data to US Persons, and by restricting physical location of protected data to the US. AWS GovCloud (US) provides an environment that is physically located in the US, and access by AWS personnel is limited to US Persons, thereby allowing qualified companies to use AWS to transmit, process, and store protected articles and data subject to ITAR restrictions. For more information, see https://aws.amazon.com/compliance/itar

CJIS

The CJIS Security Policy outlines the "appropriate controls to protect the full lifecycle of CJI (Criminal Justice Information), whether at rest or in transit," irrespective of the underlying information technology model. For more information, see https://aws.amazon.com/compliance/cjis

IRS 1075

Internal Revenue Service Publication 1075 (IRS Pub 1075) provides guidance for US government agencies and their agents to protect Federal Tax Information (FTI). While the IRS does not publish an official designation or certification for compliance with Pub 1075, AWS supports organizations to protect FTI managed in AWS by aligning our implementations of NIST 800-53 and FedRAMP security controls with the respective IRS Pub 1075 security requirements. For more information, see https://aws.amazon.com/compliance/irs-1075

FIPS

The Federal Information Processing Standard (FIPS) Publication 140-3 is a US and Canadian government standard that specifies the security requirements for cryptographic modules that protect sensitive information. For more information, see https://aws.amazon.com/compliance/fips

ATO on AWS

The Authority to Operate (ATO) on AWS Program helps AWS Partners meet their customers' authorization needs, whether it be architecting, configuring, deploying, or integrating tools and controls. AWS supports businesses globally that need to meet security, privacy, and compliance requirements for healthcare, privacy, national security, and financial sectors. ATO on AWS supports workloads for government organizations such as FedRAMP, FISMA, the RMF, and CMMC in the U.S. For more information, see https://aws.amazon.com/partners/programs/ato

Maintaining U.S. International Traffic in Arms Regulations (ITAR) Compliance

If you store and process ITAR-regulated data in the AWS GovCloud (US) Regions, you must conform to the following ITAR requirements, in addition to any other ITAR or export control restrictions that may be applicable to you:

- You are an individual or entity that qualifies as a U.S. Person under the applicable regulations.
- You have and will maintain a valid Directorate of Defense Trade Controls (DDTC) registration.
- You have full export privileges under U.S. export control laws and regulations and are not a denied or debarred party or otherwise subject to sanctions.
- If your export control privileges are revoked, suspended, or terminated, or you otherwise become subject to sanctions or are barred from maintaining export-controlled data, you will immediately remove ITAR and other export-controlled data from the AWS services.
- You must maintain an effective compliance program to ensure compliance with applicable U.S. export control laws and regulations, including ITAR, if applicable.

> **Note**
>
> Even if you don't process any ITAR-regulated data, the owner of the AWS GovCloud (US) account must be a U.S. person. AWS doesn't require IAM users or users of applications that run in AWS GovCloud (US) to be U.S. persons. As part of the shared responsibility model, you are responsible for restricting access to your IAM users and to your application in accordance with regulations that apply to you.

Export Controlled Data in AWS GovCloud (US) Services

If you maintain export-controlled data in the AWS GovCloud (US) Regions, you are responsible for using services in the AWS GovCloud (US) Regions in a manner that is consistent with your obligations under applicable laws and regulations, including export control regulations. For more information about maintaining export controlled data in AWS GovCloud (US) Regions for each service, see the service-specific information in Services in AWS GovCloud (US) Regions.

Accessing the AWS GovCloud (US) Regions

When you access the AWS GovCloud (US) Regions, use your AWS GovCloud (US) credentials. Although your AWS GovCloud (US) account is associated with your standard AWS account, each account has distinct credentials, where users from one account cannot access AWS resources from the other account.

You can use any of the following methods to access and manage resources in AWS GovCloud (US) Regions:

- The AWS Management Console for the AWS GovCloud (US) Region provides an easy-to-use graphical interface to manage your compute, storage, and other cloud resources. Most AWS products can be used with the console, and the console supports the majority of functionality for each service. You can sign in to the console only as an IAM user. For more information, see Onboarding to AWS GovCloud (US) as a Solution Provider reselling in AWS GovCloud (US).
- The **AWS command line interface (CLI)** allows you to control AWS services from a command line and automate commands through scripts. For more information about accessing the CLI for each service, see AWS Command Line Tools in the *AWS General Reference* .
- The **AWS SDK**s offer SDKs for a variety of languages. Some service operations that require computation of an md5 content hash, such as S3, may be unavailable or require additional code. The Sample Code and Libraries Catalog also provides a listing of code, SDKs, sample applications, and other tools available for use. For SDKs that leverage cryptography other than OpenSSL, such as Go, make sure you are following best practices for meeting compliance. Go leverages a built-in cryptography library that is not FIPS 140-3 validated.
- The **Toolkits for developers** provide programming libraries that help you quickly deploy your applications to AWS for Java or .NET. For more information, see AWS Toolkit for Eclipse or AWS Toolkit for Visual Studio.
- You can construct **REST or Query API** calls to AWS services. For API syntax and examples, see the API references for each service at https://docs.aws.amazon.com/.

Controlling Access to Your AWS GovCloud (US) Account

Your AWS GovCloud (US) account credentials grant full access to your AWS GovCloud (US) account. We recommend that you don't share your account credentials. Instead, use AWS Identity and Access Management (IAM) to grant users access to AWS GovCloud (US). With IAM, you can control who can perform which actions on a specific resource. AWS GovCloud (US) Sign Up discusses how you create your first IAM administrative user.

Because of the shared responsibility model, customers are responsible for determining who should or should not access the AWS GovCloud (US) console, in accordance with the customer compliance requirements.

For more information, see What Is IAM? in *Using IAM* .

For suggestions about how to secure your account with IAM, see IAM Best Practices in *Using IAM* .

Command Line and API Access

You can use the command line interface (CLI), Query API, or REST interfaces to access AWS GovCloud (US) services. You can also use a language-specific software development kit (SDK). For more information about the CLI and SDK tools, see Tools for Amazon Web Services.

For the CLI and APIs, users need programmatic access.

Users need programmatic access if they want to interact with AWS outside of the AWS Management Console. The way to grant programmatic access depends on the type of user that's accessing AWS.

To grant users programmatic access, choose one of the following options.

Which user needs programmatic access?	To	By
Workforce identity (Users managed in IAM Identity Center)	Use temporary credentials to sign programmatic requests to the AWS CLI, AWS SDKs, or AWS APIs.	Following the instructions for the interface that you want to use. * For the AWS CLI, see Configuring the AWS CLI to

Which user needs programmatic access?	To	By
		use AWS IAM Identity Center in the *AWS Command Line Interface User Guide*. * For AWS SDKs, tools, and AWS APIs, see IAM Identity Center authentication in the *AWS SDKs and Tools Reference Guide*.
IAM	Use temporary credentials to sign programmatic requests to the AWS CLI, AWS SDKs, or AWS APIs.	Following the instructions in Using temporary credentials with AWS resources in the *IAM User Guide*.
IAM	(Not recommended) Use long-term credentials to sign programmatic requests to the AWS CLI, AWS SDKs, or AWS APIs.	Following the instructions for the interface that you want to use. * For the AWS CLI, see Authenticating using IAM user credentials in the *AWS Command Line Interface User Guide*. * For AWS SDKs and tools, see Authenticate using long-term credentials in the *AWS SDKs and Tools Reference Guide*. * For AWS APIs, see Managing access keys for IAM users in the *IAM User Guide*.

After you have installed your preferred tool, you can access AWS GovCloud (US) by specifying the AWS GovCloud (US) Region endpoint for the AWS service that you want to access.

For information about setting Regions using the AWS SDKs, see Available Region Endpoints for the AWS SDKs in the AWS Developer Center.

If you use the CLI, you can either specify the AWS GovCloud (US) endpoint every time you enter a command, or you can set an environment variable that specifies the endpoint. For more information, see the CLI documentation for the service.

```
#Example Call

aws s3 ls --endpoint-url https://s3-fips.us-gov-west-1.amazonaws.com --region us-gov-
west-1
```

Resource Limits

By default, AWS maintains limits for certain resources in your AWS GovCloud (US) account. For example, accounts have a limit on the number of Amazon EC2 instances that can be launched. You can see your current limits and request limit increases on the Limits Page in the Amazon EC2 console. When you request a limit increase, specify your AWS GovCloud (US) account ID and select the AWS GovCloud (US) Region from the Region drop-down list.

For more information, see AWS Service Limits.

Penetration Testing

AWS customers are permitted to perform penetration testing on certain services by following the AWS Customer Support Policy for Penetration Testing. Please refer to the Policy before planning and performing penetration testing activities.

Service Health Dashboard

{govcloud-us} includes a dashboard that displays up-to-the-minute information about service availability in the Region. To get current status information, or subscribe to an RSS feed to be notified of interruptions to each individual service, see the Service Health Dashboard.

Closing an AWS GovCloud (US) account

The following instructions describe the process to close an AWS GovCloud (US) account. Because AWS account management functions are not available in the AWS GovCloud (US) Management Console, closing an AWS GovCloud (US) account may require additional steps.

> **Note**
>
> There is no **Close account** option available in the AWS GovCloud (US) Management Console as there is in the standard AWS account Management Console.

Use the following AWS GovCloud (US) account closure procedure that is most applicable to your business needs.

Close an AWS GovCloud (US) standalone or member account

You can close an AWS GovCloud (US) standalone or member account by initiating closure of its associated standard account.

To close an AWS GovCloud (US) standalone or member account

1. Sign in to the AWS GovCloud (US) account.
2. Find and terminate all active resources currently running in the AWS GovCloud (US) account (both Regions if applicable).

   > **Important**
   >
   > Before terminating your resources, back up your data where appropriate. After your account has been closed, you will no longer have access to the data or AWS services.

3. After you've terminated all active resources from your AWS GovCloud (US) account, delete all IAM users, and rotate and delete the access keys from the AWS GovCloud (US) account.
4. Close the standard AWS account using the **Close account** option available in the standard account Management Console. After the standard AWS account closure, your AWS GovCloud (US) account will be closed, without further action needed from you.

If you run into issues with billing/access to the AWS GovCloud (US) Management Console after this time, please submit an Support case using your standard AWS account, referencing the issue and the AWS GovCloud (US) account ID.

Notes

- Closing your standard AWS account will not automatically terminate all your active resources in the AWS GovCloud (US) account. We recommend that you terminate all the resources in your AWS GovCloud (US) account before closing the standard AWS account.
- Closed AWS GovCloud (US) member accounts are not automatically removed from the AWS GovCloud (US) organization after the post-closure period and they remain visible in the AWS GovCloud (US) organization in suspended status. You must remove the AWS GovCloud (US) member accounts from your AWS GovCloud (US) organization if you wish to delete your AWS GovCloud (US) organization.

Close an AWS GovCloud (US) management account

You can only close an AWS GovCloud (US) management account after you've deleted the organization associated with it. After deleting the organization, your management account will change to a standalone AWS GovCloud (US) account. At this point, you can initiate the closing of the standalone AWS GovCloud (US) account by closing its associated standard AWS account.

Note

Your AWS GovCloud (US) management account will not close if there are active member accounts in your AWS GovCloud (US) organization. You will continue to incur charges for any active resources in the AWS GovCloud (US) management account and member accounts until they are closed.

To close an AWS GovCloud (US) management account

1. Remove and close all the AWS GovCloud (US) member accounts from the AWS GovCloud (US) management account. For more information, see Removing a member account from your organization.

> **Note**
>
> Removing an AWS GovCloud (US) member account does not close the account, instead it removes the member account from the AWS GovCloud (US) organization and the member account becomes a standalone AWS account. If you wish to close the removed member accounts, follow the instructions in the previous section Close an AWS GovCloud (US) standalone or member account.

2. Sign in to the AWS GovCloud (US) management account and delete the AWS GovCloud (US) organization. For more information, see Deleting an organization.
3. Find and terminate all active resources, delete all IAM users, and rotate and delete the access keys of the AWS GovCloud (US) management account.
4. Close the standard management account associated with the AWS GovCloud (US) management account using the **Close account** option available in the standard account's Management Console. After the standard management account has been closed, your AWS GovCloud (US) management account will close within the next billing cycle. For more information, see Closing a member account in your organization.

What to expect after you close your AWS GovCloud (US) account

After your AWS GovCloud (US) account is closed:

- You will not be able to sign in to the AWS Management Console for your AWS GovCloud (US) account.
- You will no longer have access to the data or AWS services in the AWS GovCloud (US) account.
- If you had shared resources from your AWS GovCloud (US) account with other AWS GovCloud (US) accounts, those other accounts will no longer have access to the shared resources after the AWS GovCloud (US) account closure.

Reopening an AWS GovCloud (US) account

Within the post-closure period, which are the 90 days after your account is closed, you can reopen your standard AWS account and AWS GovCloud (US) account by contacting AWS Support.

> **Important**
>
> Re-opening your AWS GovCloud (US) account will only restore data/resources that were not terminated. If you terminated resources to avoid incurring charges during the closure process, they will not be restored. To ensure access to important data that might be needed upon re-opening, it is recommended that you backup that data prior to terminating AWS GovCloud (US) resources.

After the post-closure period, you cannot reopen your standard AWS account or AWS GovCloud (US) account.

Services in AWS GovCloud (US) Regions

The following sections describe the differences between the AWS GovCloud (US) Regions and the standard AWS Region US East (N. Virginia). They include links to documentation and describe the export-controlled content (where you can and can't enter or process export-controlled data) for each service.

AWS SDK for SAP ABAP in AWS GovCloud (US)

AWS SDK for SAP ABAP provides an interface to the services offered by AWS in the ABAP language. Using the SDK, you can implement ABAP BADIs, reports, transactions, OData services, and other ABAP artifacts on AWS services.

How AWS SDK for SAP ABAP differs

There are no differences for this service.

Documentation

- AWS SDK for SAP ABAP documentation

Export-controlled content

For AWS Services architected within the AWS GovCloud (US) Regions, the following list explains how certain components of data may leave the AWS GovCloud (US) Regions in the normal course of the service offerings. The list can be used as a guide to help meet applicable customer compliance obligations. Data not included in the following list remains within the AWS GovCloud (US) Regions.

- No data will leave the AWS GovCloud (US) Regions for AWS SDK for SAP ABAP.
- The services used with the SDK can handle the export-controlled content differently. For more information, see Services in AWS GovCloud (US) Regions.

Amazon API Gateway in AWS GovCloud (US)

Amazon API Gateway is a fully managed service that makes it easy for developers to publish, maintain, monitor, and secure APIs at any scale. Create an API to access data, business logic,

or functionality from your back-end services, such as applications running on Amazon Elastic Compute Cloud (Amazon EC2), code running on AWS Lambda, or any web application.

Region availability

Amazon API Gateway is available in the following AWS GovCloud (US) Regions:

- AWS GovCloud (US-East)
- AWS GovCloud (US-West)

How Amazon API Gateway differs

- The `TLS_1_0` security policy for Regional APIs is not available.
- Portals are not available.
- Amazon API Gateway edge-optimized API and edge-optimized custom domain name are not available.
- The Amazon Route 53 Hosted Zone ID for the regional endpoint in the AWS GovCloud (US-West) Region is Z1K6XKP9SAGWDV. The Amazon Route 53 Hosted Zone ID for the regional endpoint in the AWS GovCloud (US-East) Region is Z3SE9ATJYCRCZJ.
- HTTP API private integrations are not available in AWS GovCloud (US-East).
- HTTP API private integrations with AWS Cloud Map are not available in AWS GovCloud (US-West).
- All API Gateway APIs created in GovCloud Regions are FIPS-compliant by default.
- API Gateway mTLS endpoints do not currently support ECDSA server certificates.
- `TLS-CHACHA20-POLY1305-SHA256` is not available.

The following region-specific API Gateway account IDs are automatically added to your Amazon VPC endpoint service as AllowedPrincipals for private integrations in AWS GovCloud (US):

Region	Account ID
us-gov-west-1	291049978687
us-gov-east-1	044865953448

Documentation

- Amazon API Gateway documentation

Export-Controlled Content

For AWS Services architected within the AWS GovCloud (US) Regions, the following list explains how certain components of data may leave the AWS GovCloud (US) Regions in the normal course of the service offerings. The list can be used as a guide to help meet applicable customer compliance obligations. Data not included in the following list remains within the AWS GovCloud (US) Regions.

- API Gateway's configuration metadata is not permitted to contain export-controlled data*, including:
  - API Name
  - API Description
  - Authorizer Name

    However customers can send export-controlled data through the customers' deployed APIs, with the caveat that downstream systems need to be compliant (for example, caching cannot be enabled on the API for any export-controlled data).

AWS AppConfig in AWS GovCloud (US)

Use AWS AppConfig, a capability of AWS Systems Manager, to create, manage, and quickly deploy application configurations. You can use AWS AppConfig with applications hosted on Amazon Elastic Compute Cloud (Amazon EC2) instances, AWS Lambda, containers, mobile applications, or IoT devices.

Region availability

AWS AppConfig is available in the following AWS GovCloud (US) Regions:

- AWS GovCloud (US-East)
- AWS GovCloud (US-West)

How AWS AppConfig differs

- AWS CodePipeline resources are not available for AWS AppConfig in the AWS GovCloud (US-East) Region.

Documentation

- AWS AppConfig documentation

Export-controlled content

For AWS Services architected within the AWS GovCloud (US) Regions, the following list explains how certain components of data may leave the AWS GovCloud (US) Regions in the normal course of the service offerings. The list can be used as a guide to help meet applicable customer compliance obligations. Data not included in the following list remains within the AWS GovCloud (US) Regions.

- Any AWS AppConfig resource names (Application, Environment, ConfigurationProfile, Deployment Strategy, etc.)
  - Validator JSON Schema
  - Location URIs or Validator ARNs
  - Any AWS AppConfig resource descriptions

Application Auto Scaling in AWS GovCloud (US)

Application Auto Scaling is a web service for developers and system administrators who need a solution for automatically scaling their scalable resources for individual AWS services beyond Amazon EC2.

Region availability

This service is available in the following AWS GovCloud (US) Regions:

- AWS GovCloud (US-West)
- AWS GovCloud (US-East)

How Application Auto Scaling differs

The following differences apply to Application Auto Scaling:

- Application Auto Scaling notifications are not currently supported in the AWS Health Dashboard.
- The following resources are not currently supported for Application Auto Scaling in the AWS GovCloud (US-West) Region:
  - Amazon Neptune clusters
  - Spot Fleet requests
  - Custom resources
- The following resources are not currently supported for Application Auto Scaling in the AWS GovCloud (US-East) Region:
  - Amazon Comprehend document classification and entity recognizer endpoints
  - Amazon Neptune clusters
  - SageMaker AI endpoint variants
  - Spot Fleet requests
  - Custom resources

Documentation

- Amazon EC2 Auto Scaling in AWS GovCloud (US)
- AWS Auto Scaling documentation

Export-controlled content

For AWS Services architected within the AWS GovCloud (US) Regions, the following list explains how certain components of data may leave the AWS GovCloud (US) Regions in the normal course of the service offerings. The list can be used as a guide to help meet applicable customer compliance obligations. Data not included in the following list remains within the AWS GovCloud (US) Regions.

- Auto Scaling is not permitted to contain export-controlled data.
- For example, do not enter export-controlled data in the following fields:
  - Scaling policy names

- Scaling policy configuration

AWS Transform MGN in AWS GovCloud (US)

AWS Transform MGN is a highly automated lift-and-shift (rehost) solution that simplifies, expedites, and reduces the cost of migrating applications to AWS. It allows companies to lift-and-shift a large number of physical, virtual, or cloud servers without compatibility issues, performance disruption, or long cutover windows. MGN replicates source servers into your AWS account. When you're ready, it automatically converts and launches your servers on AWS so you can quickly benefit from the cost savings, productivity, resilience, and agility of the Cloud. Once your applications are running on AWS, you can leverage AWS services and capabilities to quickly and easily replatform or refactor those applications – which makes lift-and-shift a fast route to modernization.

Region availability

AWS Application Migration Service (MGN) is available in the following AWS GovCloud (US) Regions:

- AWS GovCloud (US-East)
- AWS GovCloud (US-West)

How AWS Application Migration Service (MGN) differs

- The following post-launch actions are not available:
  - Third party post-launch actions
  - App2Container for Replatforming
  - Enable Refactor Spaces

Documentation

- AWS Transform MGN documentation

Export-controlled content

For AWS Services architected within the AWS GovCloud (US) Regions, the following list explains how certain components of data may leave the AWS GovCloud (US) Regions in the normal

course of the service offerings. The list can be used as a guide to help meet applicable customer compliance obligations. Data not included in the following list remains within the AWS GovCloud (US) Regions.

- No export-controlled data is entered, stored, or processed by MGN.

Amazon Application Recovery Controller (ARC) in AWS GovCloud (US)

Amazon Application Recovery Controller (ARC) (ARC) provides capabilities that help you prepare for and accomplish faster recovery operations for applications running on AWS. With ARC, you can gain insights into whether your applications and resources are prepared for recovery, and quickly mitigate impairments for a multi-Availability Zone or multi-Region application. ARC includes readiness checks, routing controls, zonal shifts, and zonal autoshift.

Region availability

Amazon Application Recovery Controller is available in the following AWS GovCloud (US) Regions:

- AWS GovCloud (US-East)
- AWS GovCloud (US-West)

How Amazon Application Recovery Controller differs

The following differences apply to Amazon Application Recovery Controller:

- Readiness Checks is not available.
- Routing Control is not available.

Zonal Shift

You can use ARC zonal shift to quickly isolate and recover from single Availability Zone (AZ) impairments. Zonal shift temporarily shifts traffic for a supported resource away from an impaired AZ to healthy AZs in the same AWS Region. Starting a zonal shift helps your application recover quickly, for example, from a developer's bad code deployment or from an AWS impairment in a

single AZ. Shifting traffic away from the impaired AZ reduces the impact for clients who are using your application in the impaired AZ.

You can start a zonal shift for any supported resource in your account in an AWS Region. Zonal shifts are manual and temporary. When you start a zonal shift, you must specify an (extendable) expiration of up to three days.

Region Switch

You can use Region switch in ARC to orchestrate large-scale, complex recovery tasks for your application resources across AWS accounts, to help ensure business continuity and reduce operational overhead. Region switch provides a centralized and observable solution that you can perform manually, or automate by using Amazon CloudWatch alarm triggers. If an AWS Region becomes impaired, you can execute the plans that you create by using Region switch to fail over or switch your resources to another Region. This ensures that your application can continue to operate, running in a healthy AWS Region.

Documentation

- Amazon Application Recovery Controller Developer Guide

Export-controlled content

For AWS Services architected within the AWS GovCloud (US) Regions, the following list explains how certain components of data may leave the AWS GovCloud (US) Regions in the normal course of the service offerings. The list can be used as a guide to help meet applicable customer compliance obligations. Data not included in the following list remains within the AWS GovCloud (US) Regions.

- All customer parameters provided as input to ARC through the console, APIs, or other mechanisms, are not permitted to contain export-controlled data. Examples include comments entered by the user, and the resource name and Amazon Resource Name (ARN) for registered resources.

AWS Artifact in AWS GovCloud (US)

AWS Artifact provides on-demand downloads of AWS security and compliance documents, such as AWS ISO certifications, Payment Card Industry (PCI), and Service Organization Control (SOC)

reports. You can submit the security and compliance documents (also known as audit artifacts) to your auditors or regulators to demonstrate the security and compliance of the AWS infrastructure and services that you use. You can also use AWS Artifact to review, accept, and track the status of AWS agreements such as the Business Associate Addendum (BAA). With AWS Artifact, you can accept agreements with AWS and designate AWS accounts that can legally process restricted information.

How AWS Artifact differs

There are no differences for this service.

Documentation

- AWS Artifact documentation

Export-controlled content

For AWS Services architected within the AWS GovCloud (US) Regions, the following list explains how certain components of data may leave the AWS GovCloud (US) Regions in the normal course of the service offerings. The list can be used as a guide to help meet applicable customer compliance obligations. Data not included in the following list remains within the AWS GovCloud (US) Regions.

- Function name
- Description
- DLQ data (can be exported through Amazon SNS and Amazon SQS)
- Memory
- Timeout
- Runtime
- Role name for service principals
- Aliases

Amazon Athena in AWS GovCloud (US)

Amazon Athena is an interactive query service that makes it easy to analyze data directly in Amazon Simple Storage Service (Amazon S3) using standard SQL. With a few actions in the AWS

Management Console, you can point Athena at your data stored in Amazon S3 and begin using standard SQL to run ad-hoc queries and get results in seconds. Athena is serverless, so there is no infrastructure to set up or manage, and you pay only for the queries you run. Athena scales automatically—executing queries in parallel—so results are fast, even with large datasets and complex queries.

Region availability

This service is available in the following AWS GovCloud (US) Regions:

- AWS GovCloud (US-West)
- AWS GovCloud (US-East)

How Athena differs

The following differences apply to Athena:

- Granting AWS Lake Formation permissions to Amazon Athena users who authenticate through the JDBC or ODBC driver using a SAML identity provider is not available.

JDBC driver download links

Use the links in this section to download the latest JDBC 3.x driver for Athena.

JDBC driver uber jar

The following download packages the driver and all its dependencies in the same `.jar` file. This download is commonly used for third-party SQL clients.

3.8.2 uber jar

JDBC driver lean jar

The following download is a `.zip` file that contains the lean `.jar` for the driver and separate `.jar` files for the driver's dependencies. This download is commonly used for custom applications that might have dependencies that conflict with the dependencies that the driver uses.

3.8.2 lean jar

License

The following link contains the license agreement for the JDBC 3.x driver.

License

Previous versions of the Athena JDBC 3.x driver

We highly recommend that you use the latest version of the JDBC 3.x driver. The latest version of the driver contains the most recent improvements and fixes. Use an older version only if your application experiences incompatibilities with the latest version.

JDBC driver uber jar

The following download packages the driver and all its dependencies in the same `.jar` file. This download is commonly used for third-party SQL clients.

- 3.8.1 uber jar
- 3.8.0 uber jar
- 3.7.0 uber jar
- 3.6.0 uber jar
- 3.5.1 uber jar
- 3.5.0 uber jar
- 3.4.0 uber jar
- 3.3.0 uber jar
- 3.2.2 uber jar
- 3.2.1 uber jar
- 3.2.0 uber jar
- 3.1.0 uber jar
- 3.0.0 uber jar

JDBC driver lean jar

The following download is a `.zip` file that contains the lean `.jar` for the driver and separate `.jar` files for the driver's dependencies. This download is commonly used for custom applications that might have dependencies that conflict with the dependencies that the driver uses.

- 3.8.1 lean jar
- 3.8.0 lean jar
- 3.7.0 lean jar
- 3.6.0 lean jar
- 3.5.1 lean jar
- 3.5.0 lean jar
- 3.4.0 lean jar
- 3.3.0 lean jar
- 3.2.2 lean jar
- 3.2.1 lean jar
- 3.2.0 lean jar
- 3.1.0 lean jar
- 3.0.0 lean jar

Licenses

- 3.8.1 license
- 3.8.0 license
- 3.7.0 license
- 3.6.0 license
- 3.5.1 license
- 3.5.0 license
- 3.4.0 license
- 3.3.0 license
- 3.2.2 license
- 3.2.1 license
- 3.2.0 license
- 3.1.0 license
- 3.0.0 license

ODBC driver download links

Use the links in this section to download the latest ODBC 2.x driver for Athena.

Linux

Driver version	Download link
ODBC 2.6.0.0 for Linux x86_64	Linux x86_64 ODBC driver 2.6.0.0

To verify the Linux package, download the following files:

- Linux package public key
- Linux package signature

macOS

Driver version	Download link
ODBC 2.6.0.0 for macOS	macOS ODBC driver 2.6.0.0

Windows

Driver version	Download link
ODBC 2.6.0.0 for Windows amd64	Windows amd64 ODBC driver 2.6.0.0

Licenses

- AWS license

Previous versions of the Athena ODBC 2.x driver

We highly recommend that you use the latest version of the ODBC 2.x driver. The latest version of the driver contains the most recent improvements and fixes. Use an older version only if your application experiences incompatibilities with the latest version.

Linux

Driver version	Download link
ODBC 2.5.0.0 for Linux 64-bit	Linux 64 bit ODBC driver 2.5.0.0
ODBC 2.4.0.0 for Linux 64-bit	Linux 64 bit ODBC driver 2.4.0.0
ODBC 2.2.0.1 for Linux 64-bit	Linux 64 bit ODBC driver 2.2.0.1
ODBC 2.2.0.0 for Linux 64-bit	Linux 64 bit ODBC driver 2.2.0.0
ODBC 2.1.0.0 for Linux 64-bit	Linux 64 bit ODBC driver 2.1.0.0
ODBC 2.0.6.0 for Linux 64-bit	Linux 64 bit ODBC driver 2.0.6.0
ODBC 2.0.5.1 for Linux 64-bit	Linux 64 bit ODBC driver 2.0.5.1
ODBC 2.0.5.0 for Linux 64-bit	Linux 64 bit ODBC driver 2.0.5.0
ODBC 2.0.4.0 for Linux 64-bit	Linux 64 bit ODBC driver 2.0.4.0
ODBC 2.0.3.0 for Linux 64-bit	Linux 64 bit ODBC driver 2.0.3.0
ODBC 2.0.2.2 for Linux 64-bit	Linux 64 bit ODBC driver 2.0.2.2

macOS

Driver version	Download link
ODBC 2.5.0.0 for macOS Universal	macOS Universal ODBC driver 2.5.0.0
ODBC 2.4.0.0 for macOS Universal	macOS Universal ODBC driver 2.4.0.0

Driver version	Download link
ODBC 2.2.0.1 for macOS Universal	macOS Universal ODBC driver 2.2.0.1
ODBC 2.2.0.0 for macOS Universal	macOS Universal ODBC driver 2.2.0.0
ODBC 2.1.0.0 for macOS 64-bit (ARM)	macOS 64 bit ODBC driver 2.1.0.0 (ARM)
ODBC 2.1.0.0 for macOS 64-bit (Intel)	macOS 64 bit ODBC driver 2.1.0.0 (Intel)
ODBC 2.0.6.0 for macOS 64-bit (ARM)	macOS 64 bit ODBC driver 2.0.6.0 (ARM)
ODBC 2.0.6.0 for macOS 64-bit (Intel)	macOS 64 bit ODBC driver 2.0.6.0 (Intel)
ODBC 2.0.5.1 for macOS 64-bit (ARM)	macOS 64 bit ODBC driver 2.0.5.1 (ARM)
ODBC 2.0.5.1 for macOS 64-bit (Intel)	macOS 64 bit ODBC driver 2.0.5.1 (Intel)
ODBC 2.0.5.0 for macOS 64-bit (ARM)	macOS 64 bit ODBC driver 2.0.5.0 (ARM)
ODBC 2.0.5.0 for macOS 64-bit (Intel)	macOS 64 bit ODBC driver 2.0.5.0 (Intel)
ODBC 2.0.4.0 for macOS 64-bit (ARM)	macOS 64 bit ODBC driver 2.0.4.0 (ARM)
ODBC 2.0.4.0 for macOS 64-bit (Intel)	macOS 64 bit ODBC driver 2.0.4.0 (Intel)
ODBC 2.0.3.0 for macOS 64-bit (ARM)	macOS 64 bit ODBC driver 2.0.3.0 (ARM)
ODBC 2.0.3.0 for macOS 64-bit (Intel)	macOS 64 bit ODBC driver 2.0.3.0 (Intel)
ODBC 2.0.2.2 for macOS 64-bit (ARM)	macOS 64 bit ODBC driver 2.0.2.2 (ARM)
ODBC 2.0.2.2 for macOS 64-bit (Intel)	macOS 64 bit ODBC driver 2.0.2.2 (Intel)

Windows

Driver version	Download link
ODBC 2.5.0.0 for Windows 64-bit	Windows 64 bit ODBC driver 2.5.0.0

Driver version	Download link
ODBC 2.4.0.0 for Windows 64-bit	Windows 64 bit ODBC driver 2.4.0.0
ODBC 2.2.0.1 for Windows 64-bit	Windows 64 bit ODBC driver 2.2.0.1
ODBC 2.2.0.0 for Windows 64-bit	Windows 64 bit ODBC driver 2.2.0.0
ODBC 2.1.0.0 for Windows 64-bit	Windows 64 bit ODBC driver 2.1.0.0
ODBC 2.0.6.0 for Windows 64-bit	Windows 64 bit ODBC driver 2.0.6.0
ODBC 2.0.5.1 for Windows 64-bit	Windows 64 bit ODBC driver 2.0.5.1
ODBC 2.0.5.0 for Windows 64-bit	Windows 64 bit ODBC driver 2.0.5.0
ODBC 2.0.4.0 for Windows 64-bit	Windows 64 bit ODBC driver 2.0.4.0
ODBC 2.0.3.0 for Windows 64-bit	Windows 64 bit ODBC driver 2.0.3.0
ODBC 2.0.2.2 for Windows 64-bit	Windows 64 bit ODBC driver 2.0.2.2
ODBC 2.0.2.1 for Windows 64-bit	Windows 64 bit ODBC driver 2.0.2.1
ODBC 2.0.2.0 for Windows 64-bit	Windows 64 bit ODBC driver 2.0.2.0
ODBC 2.0.1.1 for Windows 64-bit	Windows 64 bit ODBC driver 2.0.1.1
ODBC 2.0.1.0 for Windows 64-bit	Windows 64 bit ODBC driver 2.0.1.0

Licenses

- ODBC 2.5.0.0 license
- ODBC 2.4.0.0 license
- ODBC 2.2.0.1 license
- ODBC 2.2.0.0 license
- ODBC 2.1.0.0 license
- ODBC 2.0.6.0 license
- ODBC 2.0.5.1 license

- ODBC 2.0.5.0 license
- ODBC 2.0.4.0 license
- ODBC 2.0.3.0 license
- ODBC 2.0.2.2 license
- ODBC 2.0.2.1 license
- ODBC 2.0.2.0 license
- ODBC 2.0.1.1 license
- ODBC 2.0.1.0 license

Documentation

- Amazon Athena documentation

Export-controlled content

For AWS Services architected within the AWS GovCloud (US) Regions, the following list explains how certain components of data may leave the AWS GovCloud (US) Regions in the normal course of the service offerings. The list can be used as a guide to help meet applicable customer compliance obligations. Data not included in the following list remains within the AWS GovCloud (US) Regions.

- Amazon Athena metadata is not permitted to contain export-controlled data. This metadata includes:
  - Database Name
  - Table Name
  - Partitions
  - Query Names
  - Query Strings

Amazon Aurora with MySQL and PostgreSQL compatibility in AWS GovCloud (US)

Amazon Aurora (Aurora) is a fully managed relational database engine that's compatible with MySQL and PostgreSQL. You already know how MySQL and PostgreSQL combine the speed and reliability of high-end commercial databases with the simplicity and cost-effectiveness of open-source databases. The code, tools, and applications you use today with your existing MySQL and PostgreSQL databases can be used with Aurora. With some workloads, Aurora can deliver up to five times the throughput of MySQL and up to three times the throughput of PostgreSQL without requiring changes to most of your existing applications.

Region availability

This service is available in the following AWS GovCloud (US) Regions:

- AWS GovCloud (US-West)
- AWS GovCloud (US-East)

How Amazon Aurora differs

The following differences apply to Amazon Aurora:

- Publishing Amazon Aurora MySQL Logs to Amazon CloudWatch Logs is not available.
- Creation of cross-Region read replicas from other AWS Regions to the AWS GovCloud (US) Regions or from AWS GovCloud (US) Regions to other AWS Regions is not available.
- Aurora PostgresSQL cross-Region read replicas is not available.
- Copying of DB Snapshots from other AWS Regions to the AWS GovCloud (US) Regions or from AWS GovCloud (US) Regions to other AWS Regions is not available.
- Instance types and engine versions might vary in the AWS GovCloud (US) Regions. To determine instance and engine availability, see the RDS Management Console or CLI tools.
- Database activity streams are not available.
- Intermediate SSL certificates must be used to connect to the AWS GovCloud (US) Regions using SSL. For more information related to Intermediate certificates, see Using SSL/TLS to Encrypt a Connection.
- Backtracking is not available.

- Aurora Serverless v1 is not available.
- Aurora MySQL binlog replication from other AWS Regions to the AWS GovCloud (US) Regions or from AWS GovCloud (US) Regions to other AWS Regions is not available.
- Since the AWS GovCloud (US) Regions use a unique certificate authority (CA), update your DB clusters for the AWS GovCloud (US) Regions to use the Region-specific certificate identified by `rds-ca-rsa4096-g1` in DescribeCertificates calls as soon as possible. The remaining instructions described in the Rotating your SSL/TLS certificate topic are the same, except for the certificate identifier.
- Scaling to 0 capacity with Amazon Aurora Serverless v2 is not available.
- Zero-ETL integration with SageMaker Lakehouse isn't available.

The following Amazon Aurora editions are supported in AWS GovCloud (US) Regions:

- Amazon Aurora MySQL-compatible edition
- Amazon Aurora PostgreSQL-compatible edition

Documentation

- Amazon Aurora documentation

Export-controlled content

For AWS Services architected within the AWS GovCloud (US) Regions, the following list explains how certain components of data may leave the AWS GovCloud (US) Regions in the normal course of the service offerings. The list can be used as a guide to help meet applicable customer compliance obligations. Data not included in the following list remains within the AWS GovCloud (US) Regions.

- Amazon RDS metadata is not permitted to contain export-controlled data. This metadata includes all configuration data that you enter when creating and maintaining your Amazon RDS instances except the master password.
- Do not enter export-controlled data in the following fields:
  - Database Cluster Identifier
  - Database instance identifier

- Master user name
- Database name
- Database snapshot name
- Database security group name
- Database security group description
- Database cluster parameter group name
- Database cluster parameter group description
- Database subnet group name
- Database subnet group description
- Event subscription name
- Resource tags

If you are processing export-controlled data with Amazon RDS, follow these guidelines in order to maintain export compliance:

- When you use the console or the AWS APIs, the only data field that is protected as export-controlled data is the Amazon RDS Master Password.
- After you create your database, change the master password of your Amazon RDS instance by directly using the database client.
- You can enter export-controlled data into any data fields by using your database client-side tools. Do not pass export-controlled data by using the web service APIs that are provided by Amazon RDS.
- To secure export-controlled data in your VPC, set up access control lists (ACLs) to control traffic entering and exiting your VPC. If you have multiple databases configured with different ports, set up ACLs on all the ports.
  - For example, if you're running an application server on an Amazon EC2 instance that connects to an Amazon RDS database instance, a non-U.S. person could reconfigure the DNS to redirect export-controlled data out of the VPC and into any server that might be outside of the AWS GovCloud (US-West) Region.

    To prevent this type of attack and to maintain export compliance, use network ACLs to prevent network traffic from exiting the VPC on the database port. For more information, see Network ACLs in the *Amazon VPC User Guide*.

- For each database instance that contains export-controlled data, ensure that only specific CIDR ranges and Amazon EC2 security groups can access the database instance, especially when an Internet gateway is attached to the VPC. Only allow connections that are from the AWS GovCloud (US-West) Region or other export-controlled environments to export-controlled database instances.

If you are processing export-controlled data with this service, use the SSL (HTTPS) endpoint to maintain export compliance. For more information, see Service Endpoints.

AWS Auto Scaling in AWS GovCloud (US)

With AWS Auto Scaling, you can quickly discover the scalable AWS resources for your application and set up dynamic scaling. It uses Amazon EC2 Auto Scaling to scale your EC2 instances and Application Auto Scaling to scale resources from other services.The AWS Management Console provides a web interface for AWS Auto Scaling.

How AWS Auto Scaling differs

The following differences apply to AWS Auto Scaling:

- Predictive scaling is not available.
- The following CloudFormation resource is not available in the AWS GovCloud (US) Regions:
  - AWS::AutoScalingPlans::ScalingPlan

Documentation

- Amazon EC2 Auto Scaling in AWS GovCloud (US)
- AWS Auto Scaling documentation

Export-controlled content

For AWS Services architected within the AWS GovCloud (US) Regions, the following list explains how certain components of data may leave the AWS GovCloud (US) Regions in the normal course of the service offerings. The list can be used as a guide to help meet applicable customer compliance obligations. Data not included in the following list remains within the AWS GovCloud (US) Regions.

- Auto Scaling is not permitted to contain export-controlled data.
- For example, do not enter export-controlled data in the following fields:
  - Scaling plan names
  - Scaling policy names
  - Scaling policy configurations

AWS Backup in AWS GovCloud (US)

AWS Backup is a fully managed backup service that makes it easy to centralize and automate the backup of data across AWS services in the cloud and on premises. Using AWS Backup, you can configure backup policies and monitor backup activity for your AWS resources in one place. AWS Backup automates and consolidates backup tasks that were previously performed service-by-service, and removes the need to create custom scripts and manual processes. With just a few clicks on the AWS Backup console, you can create backup policies that automate backup schedules and retention management.

Region availability

This service is available in the following AWS GovCloud (US) Regions:

- AWS GovCloud (US-West)
- AWS GovCloud (US-East)

How AWS Backup differs

The following differences apply to AWS Backup:

- Restore testing is not available.
- Backup Audit Manager multi-account, multi-Region reporting is not available.

Documentation

- AWS Backup documentation

Export-controlled content

For AWS Services architected within the AWS GovCloud (US) Regions, the following list explains how certain components of data may leave the AWS GovCloud (US) Regions in the normal course of the service offerings. The list can be used as a guide to help meet applicable customer compliance obligations. Data not included in the following list remains within the AWS GovCloud (US) Regions.

- Do not enter export-controlled data in the following AWS Backup fields:
  - Resource tag
  - Plan name
  - Rule name
  - Selection name
  - Vault name

AWS Batch in AWS GovCloud (US)

AWS Batch enables you to run batch computing workloads on the AWS Cloud. Batch computing is a common way for developers, scientists, and engineers to access large amounts of compute resources, and AWS Batch removes the undifferentiated heavy lifting of configuring and managing the required infrastructure, similar to traditional batch computing software. This service can efficiently provision resources in response to jobs submitted in order to eliminate capacity constraints, reduce compute costs, and deliver results quickly.

Region availability

AWS Batch is available in the following AWS GovCloud (US) Regions:

- AWS GovCloud (US-East)
- AWS GovCloud (US-West)

How AWS Batch differs

There are no differences for this service.

Documentation

- AWS Batch documentation

Export-controlled content

For AWS Services architected within the AWS GovCloud (US) Regions, the following list explains how certain components of data may leave the AWS GovCloud (US) Regions in the normal course of the service offerings. The list can be used as a guide to help meet applicable customer compliance obligations. Data not included in the following list remains within the AWS GovCloud (US) Regions.

- Job Definitions API attributes
- Job Queues API attributes
- Compute Environments API attributes
- Job API attributes
- Tags

Amazon Bedrock in AWS GovCloud (US)

Amazon Bedrock provides a broad set of capabilities you need to build generative AI applications, simplifying development while maintaining privacy and security. You can easily experiment with Foundation Models (FMs) and privately customize them. Since Amazon Bedrock is serverless, you don't have to manage any infrastructure, and you can securely integrate and deploy generative AI capabilities into your applications.

Region availability

This service is available in the following AWS GovCloud (US) Regions:

- AWS GovCloud (US-West)
- AWS GovCloud (US-East)

How Amazon Bedrock differs

The following differences apply to Amazon Bedrock:

- Model availability for all regions, including AWS GovCloud (US), is available at Regional availability by models.
- FedRAMP Class D certification and DoD CSP SRG IL-4 and IL-5 approvals are available at Amazon Bedrock models - FedRAMP and DoD CSP SRG (IL4/IL5) certification status.
- Access to OpenAI closed-weight models in AWS GovCloud (US) is controlled through a limited AWS Marketplace listing. To request access, contact OpenAI through the OpenAI listing in AWS Marketplace.

Documentation

- Amazon Bedrock documentation

Export-controlled content

For AWS Services architected within the AWS GovCloud (US) Regions, the following list explains how certain components of data may leave the AWS GovCloud (US) Regions in the normal course of the service offerings. The list can be used as a guide to help meet applicable customer compliance obligations. Data not included in the following list remains within the AWS GovCloud (US) Regions.

The following customer-defined metadata may leave the AWS GovCloud (US) Regions only when the customer asks AWS to investigate a reported issue:

- Custom model metadata
- Provisioned throughput metadata for the no-commit option

Amazon Bedrock model evaluation metadata is not permitted to contain export-controlled data. This metadata includes all configuration data that you enter when creating an Amazon Bedrock model evaluation job, such as the following:

- Inference configuration
- Evaluation configuration
- IAM role Amazon Resource Names
- Amazon S3 bucket names and object prefixes
- Resource tags

Amazon Bedrock AgentCore in AWS GovCloud (US)

Amazon Bedrock AgentCore is an agentic platform for building, deploying, and operating effective agents securely at scale—no infrastructure management needed. The platform accelerates agents to production with composable services that work with any framework and any model, providing a gateway for secure tool and data access, enterprise-grade runtime with dynamic scaling, and comprehensive monitoring capabilities.

AgentCore provides both a developer toolkit and console that give teams control throughout the agent lifecycle. The platform converts APIs and Lambda functions into agent-compatible tools through its gateway, deploys agents with complete session isolation and support for long-running workloads, and integrates with existing identity providers for automated authentication and permission delegation. Developers can monitor agent quality through continuous evaluations that sample and score live interactions for correctness, helpfulness, safety, and goal success rate—with full observability powered by Amazon CloudWatch.

Region availability

This service is available in the following AWS GovCloud (US) Regions:

- AWS GovCloud (US-West)

How Amazon Bedrock AgentCore differs

The following differences apply to Amazon Bedrock AgentCore:

- Bedrock Guardrails Policy is not available
- Temporal Policy is not available
- AgentCore payments is not available
- AgentCore optimization is not available

Documentation

- Amazon Bedrock AgentCore documentation

Export-controlled content

For AWS Services architected within the AWS GovCloud (US) Regions, the following list explains how certain components of data may leave the AWS GovCloud (US) Regions in the normal course of the service offerings. The list can be used as a guide to help meet applicable customer compliance obligations. Data not included in the following list remains within the AWS GovCloud (US) Regions.

The following customer-defined metadata may leave the AWS GovCloud (US) Regions only when the customer asks AWS to investigate a reported issue:

- AgentCore Runtime metadata (agent runtime names, descriptions, environment variable keys)
- AgentCore Runtime endpoint metadata
- AgentCore Gateway metadata (gateway names, target definitions)
- AgentCore Identity metadata (workload identity names)
- AgentCore Evaluations metadata (evaluation configuration names, custom evaluator definitions)
- AgentCore Code Interpreter metadata (resource and session configuration)
- AgentCore Browser metadata (browser tool configuration)

The following customer-initiated configurations result in data plane traffic being sent to customer-specified endpoints, which may be located outside the AWS GovCloud (US) Regions:

- When customers configure AgentCore Gateway targets that connect to external services (such as MCP servers, OpenAPI endpoints, or built-in integration provider templates), data plane requests including tool invocation payloads are sent to the customer-specified server URLs.
- When customers configure AgentCore Identity with external identity providers, authentication token validation and OAuth credential exchange requests are sent to the customer-specified identity provider discovery and token endpoints.
- When agents use the AgentCore Browser tool, the browser session makes HTTP requests to whatever web application URLs the agent navigates to, which may be located outside the AWS GovCloud (US) Regions.
- When customers enable internet access for AgentCore Code Interpreter sessions, code executing within the sandbox environment can make outbound network requests to endpoints outside the AWS GovCloud (US) Regions.

Amazon Bedrock AgentCore metadata is not permitted to contain export-controlled data. This includes all configuration data that you enter when creating or managing AgentCore resources across any service—such as resource names, descriptions, Amazon Resource Names (ARNs), network and authentication configuration, environment variables, and resource tags.

AWS Backint Agent for SAP HANA in AWS GovCloud (US) Regions

AWS Backint Agent for SAP HANA (AWS Backint Agent) is an SAP-certified backup and restore application for SAP HANA workloads running on Amazon EC2 instances in the cloud. AWS Backint Agent runs as a standalone application that integrates with your existing workflows to back up your SAP HANA database to Amazon S3 and to restore it using SAP HANA Cockpit, SAP HANA Studio, and SQL commands. AWS Backint Agent supports full, incremental, and differential backup of SAP HANA databases.

How AWS Backint Agent for SAP HANA differs

There are no differences for this service.

Documentation

- AWS Backint Agent for SAP HANA documentation

Export-controlled content

For AWS Services architected within the AWS GovCloud (US) Regions, the following list explains how certain components of data may leave the AWS GovCloud (US) Regions in the normal course of the service offerings. The list can be used as a guide to help meet applicable customer compliance obligations. Data not included in the following list remains within the AWS GovCloud (US) Regions.

- This service can generate metadata from customer-defined configurations. AWS suggests customers do not enter export-controlled information in console fields, descriptions, resource names, and tagging information.

Amazon Cloud Directory in AWS GovCloud (US)

Amazon Cloud Directory is a high-performance, serverless, hierarchical data store. Cloud Directory is a highly scalable multi-tenant service that makes it easy for customers to organize and manage all their multi-dimensional data such as users, groups, locations, and devices and the rich relationships between them. Amazon Cloud Directory automatically scales to hundreds of millions of objects and provides an extensible schema that can be shared with multiple applications. As a serverless data store, Cloud Directory eliminates time-consuming and expensive administrative tasks, such as scaling infrastructure and managing servers. Cloud Directory is targeted for use cases such as human resources applications, course catalogs, device registry and network topology. Additionally, customer applications that need fine-grained permissions (Authorization) are well suited to leverage capabilities in Cloud Directory.

Amazon Cloud Directory is currently available in AWS GovCloud (US-West).

How Amazon Cloud Directory differs

There are no differences for this service.

Documentation

- Amazon Cloud Directory documentation

Export-controlled content

For AWS Services architected within the AWS GovCloud (US) Regions, the following list explains how certain components of data may leave the AWS GovCloud (US) Regions in the normal course of the service offerings. The list can be used as a guide to help meet applicable customer compliance obligations. Data not included in the following list remains within the AWS GovCloud (US) Regions.

- Amazon Cloud Directory metadata is not permitted to contain export-controlled data. This metadata includes configuration data that you enter when creating and maintaining your Cloud Directory.
- Do not enter export-controlled data in the following fields:
  - Schema name
  - Directory name

AWS Certificate Manager in AWS GovCloud (US)

AWS Certificate Manager (ACM) makes it easy to provision, manage, and deploy SSL/TLS certificates on AWS managed resources.

Region availability

This service is available in the following AWS GovCloud (US) Regions:

- AWS GovCloud (US-West)
- AWS GovCloud (US-East)

How AWS Certificate Manager differs

There are no differences for this service.

Documentation

- AWS Certificate Manager documentation

Export-controlled content

For AWS Services architected within the AWS GovCloud (US) Regions, the following list explains how certain components of data may leave the AWS GovCloud (US) Regions in the normal course of the service offerings. The list can be used as a guide to help meet applicable customer compliance obligations. Data not included in the following list remains within the AWS GovCloud (US) Regions.

- No export-controlled data may be entered, stored, or processed by AWS Certificate Manager. For example, domain names specified for certificates are not permitted to contain export-controlled data. For example, do not enter export-controlled data into the **DomainName** or **SubjectAlternativeNames** fields when requesting a certificate.

Amazon Chime SDK in AWS GovCloud (US)

With the Amazon Chime SDK, you can quickly add voice, video, and screen sharing into your websites and mobile applications. Built-in machine learning provides noise and echo reduction

to improve audio quality, and background replacement and blur to help improve visual privacy. Innovate faster by using the Amazon Chime SDK communication building blocks for secure customer communications that scale up or down to meet demand.

Region availability

Amazon Chime SDK is available in the following AWS GovCloud (US) Regions:

- AWS GovCloud (US-East)
- AWS GovCloud (US-West)

How Amazon Chime SDK differs

- WebRTC media sessions (meetings-chime)
  - Sessions can be hosted in AWS GovCloud (US) Regions only
  - The nearest AWS Region can be discovered via https://nearest-us-gov-media-region.l.chime.aws
  - Live transcription only uses Amazon Transcribe in the AWS GovCloud (US-West) Region
  - Live transcription does not support Amazon Transcribe Medical
- The following Amazon Chime SDK features are not available:
  - Media Pipelines (media-pipelines-chime)
  - PSTN Audio (service.chime)
  - SIP Trunking (service.chime)
  - Messaging (messaging-chime)
  - Identity (identity-chime)
  - Console
- Amazon Chime SDK in AWS GovCloud (US) is in a separate AWS partition from other AWS Regions. Therefore, it does not support cross-partition integration with other AWS services, such as Amazon CloudWatch, Amazon EventBridge, Amazon Simple Notification Service, Amazon Simple Queue Service and Amazon Transcribe.

Documentation

- Amazon Chime SDK documentation

Export-controlled content

For AWS Services architected within the AWS GovCloud (US) Regions, the following list explains how certain components of data may leave the AWS GovCloud (US) Regions in the normal course of the service offerings. The list can be used as a guide to help meet applicable customer compliance obligations. Data not included in the following list remains within the AWS GovCloud (US) Regions.

Amazon Chime SDK metadata is not permitted to contain export-controlled data. This metadata includes all configuration data that you enter or parameters that you supply in API requests.

Do not enter export-controlled data in the following fields:

- External Meeting Id
- External User Id
- Tags

AWS Client VPN in AWS GovCloud (US)

AWS Client VPN is a managed client-based Site-to-Site VPN service that enables you to securely access AWS resources and resources in your on-premises network. With AWS Client VPN, you can access your resources from any location using an OpenVPN-based VPN client.

Region availability

AWS Client VPN is available in the following AWS GovCloud (US) Regions:

- AWS GovCloud (US-East)
- AWS GovCloud (US-West)

How AWS Client VPN differs

- AWS Client VPN endpoints in AWS GovCloud (US) operate using FIPS 140-3 validated cryptographic modules. Site-to-Site VPN connections created in AWS GovCloud (US) might require a different set of algorithms to establish a tunnel, depending on your client configuration. For more information about FIPS 140-3, see "Cryptographic Module Validation Program" on the NIST Computer Security Resource Center website.

- Use SSL (HTTPS) when you make calls to the service in the AWS GovCloud (US) Region. In other AWS Regions, you can use HTTP or HTTPS.
- We suggest you use the client configuration file exported from the AWS Client VPN endpoint without modification. AWS Client VPN endpoints in AWS GovCloud (US) use the following FIPS-approved cryptographic algorithms and clients should not be configured to use other ciphers:
  - TLS 1.3: `TLS_AES_256_GCM_SHA384` and `TLS_AES_128_GCM_SHA256`
  - TLS 1.2: `TLS-ECDHE-RSA-WITH-AES-256-GCM-SHA384`, `TLS-ECDHE-RSA-WITH-AES-128-GCM-SHA256`, `TLS-ECDHE-ECDSA-WITH-AES-256-GCM-SHA384`, and `TLS-ECDHE-ECDSA-WITH-AES-128-GCM-SHA256`
  - Data channel: `AES-256-GCM`

Documentation

- AWS Client VPN documentation

Export-controlled content

For AWS Services architected within the AWS GovCloud (US) Regions, the following list explains how certain components of data may leave the AWS GovCloud (US) Regions in the normal course of the service offerings. The list can be used as a guide to help meet applicable customer compliance obligations. Data not included in the following list remains within the AWS GovCloud (US) Regions.

- AWS Client VPN metadata is not permitted to contain export-controlled data. This metadata includes all of the configuration data that you enter when setting up and maintaining your Client VPN Endpoints.

  For example, do not enter export-controlled data into user input fields such as the following:

  - Display Name
  - Topic Policy
  - Topic Delivery Policy
  - Topic ARN
  - Endpoint

AWS Cloud Map in AWS GovCloud (US)

AWS Cloud Map is a fully managed service that you can use to create and maintain a map of the backend services and resources that your applications depend on.

Region availability

This service is available in the following AWS GovCloud (US) Regions:

- AWS GovCloud (US-West)
- AWS GovCloud (US-East)

How AWS Cloud Map differs

The following differences apply to AWS Cloud Map:

- Public DNS namespaces are not available.

Documentation

- AWS Cloud Map documentation

Export-controlled content

For AWS Services architected within the AWS GovCloud (US) Regions, the following list explains how certain components of data may leave the AWS GovCloud (US) Regions in the normal course of the service offerings. The list can be used as a guide to help meet applicable customer compliance obligations. Data not included in the following list remains within the AWS GovCloud (US) Regions.

- This service can generate metadata from customer-defined configurations. AWS suggests customers do not enter export-controlled information in console fields, descriptions, resource names, and tagging information.

AWS Cloud WAN in AWS GovCloud (US)

AWS Cloud WAN is a managed wide-area networking (WAN) service that you can use to build, manage, and monitor a unified global network that connects resources running across your cloud and on-premises environments.

Region availability

This service is available in the following AWS GovCloud (US) Regions:

- AWS GovCloud (US-West)
- AWS GovCloud (US-East)

How AWS Cloud WAN differs

The following differences apply to AWS Cloud WAN:

- Direct Connect gateway attachments are not available.

Documentation

- AWS Cloud WAN documentation

Export-controlled content

For AWS Services architected within the AWS GovCloud (US) Regions, the following list explains how certain components of data may leave the AWS GovCloud (US) Regions in the normal course of the service offerings. The list can be used as a guide to help meet applicable customer compliance obligations. Data not included in the following list remains within the AWS GovCloud (US) Regions.

- Cloud WAN gateway metadata is not permitted to contain export-controlled data. This metadata includes all of the configuration data that you enter when setting up and maintaining your global and core networks. This applies to free-text entry fields for Cloud WAN resources, including but not limited to:
  - Resource names

- Resource descriptions
- Tag keys and values

AWS Cloud Control API in AWS GovCloud (US)

AWS Cloud Control API, a set of common application programming interfaces (APIs) that is designed to make it easy for developers to manage their cloud infrastructure in a consistent manner and leverage the latest AWS capabilities faster. Using AWS Cloud Control API, developers can manage the lifecycle of hundreds of AWS resources and over a dozen third-party resources with five consistent APIs instead of using distinct service-specific APIs. With this launch, AWS Partner Network (APN) Partners can now automate how their solutions integrate with existing and future AWS services through a one-time integration, instead of spending weeks of custom development work as new resources become available.

How AWS Cloud Control API differs

There are no differences for this service.

Documentation

- AWSCloud Control API documentation

Export-controlled content

For AWS Services architected within the AWS GovCloud (US) Regions, the following list explains how certain components of data may leave the AWS GovCloud (US) Regions in the normal course of the service offerings. The list can be used as a guide to help meet applicable customer compliance obligations. Data not included in the following list remains within the AWS GovCloud (US) Regions.

- No export-controlled data may be entered, stored, or processed by AWS Cloud Control API. For example, AWS Cloud Control API metadata is not permitted to contain export-controlled data. This metadata includes all the configuration data that you enter when creating and maintaining your resources using AWS Cloud Control API.

AWS CloudFormation in AWS GovCloud (US)

AWS CloudFormation enables you to create and provision AWS infrastructure deployments predictably and repeatedly. It helps you leverage AWS products such as Amazon EC2, Amazon Elastic Block Store, Amazon SNS, Elastic Load Balancing, and Auto Scaling to build highly reliable, highly scalable, cost-effective applications in the cloud without worrying about creating and configuring the underlying AWS infrastructure. AWS CloudFormation enables you to use a template file to create and delete a collection of resources together as a single unit (a stack).

Region availability

This service is available in the following AWS GovCloud (US) Regions:

- AWS GovCloud (US-West)
- AWS GovCloud (US-East)

How AWS CloudFormation differs

The following differences apply to AWS CloudFormation:

- KmsKeyID property is not available.
- CloudFormation doesn't support the following resources:
  - `AWS::IAM::GroupPolicy`
  - `AWS::IAM::RolePolicy`
  - `AWS::IAM::UserPolicy`
  - `AWS::Organizations::Account`
  - `AWS::RolesAnywhere::TrustAnchor`

> **Note**
>
> ResourceTypes for CloudFormation can vary per Region. Ensure the ResourceTypes needed are available in AWS GovCloud (US-West) and AWS GovCloud (US-East) which can be found here within the Resource Specification table.

Documentation

The following documentation is based on the public AWS documentation. As you read this documentation, you should consider how CloudFormation differs for AWS GovCloud (US) Regions, as described in this topic. Also, some features and new functionality described in this documentation might not be available in the current release of AWS GovCloud (US) Regions. There are other differences, such as links, endpoints, and screenshots.

- CloudFormation Documentation

Export-controlled content

For AWS Services architected within the AWS GovCloud (US) Regions, the following list explains how certain components of data may leave the AWS GovCloud (US) Regions in the normal course of the service offerings. The list can be used as a guide to help meet applicable customer compliance obligations. Data not included in the following list remains within the AWS GovCloud (US) Regions.

- No export-controlled data may be entered, stored, or processed by CloudFormation. For example, CloudFormation metadata is not permitted to contain export-controlled data. This metadata includes all the configuration data that you enter when creating and maintaining your CloudFormation templates.

AWS CloudHSM in AWS GovCloud (US)

AWS CloudHSM offers secure cryptographic key storage for customers by providing managed hardware security modules in the AWS Cloud.

Region availability

AWS CloudHSM is available in the following AWS GovCloud (US) Regions:

- AWS GovCloud (US-East)
- AWS GovCloud (US-West)

How AWS CloudHSM differs

There are no differences for this service.

Documentation

AWS CloudHSM documentation.

Export-controlled content

For AWS Services architected within the AWS GovCloud (US) Regions, the following list explains how certain components of data may leave the AWS GovCloud (US) Regions in the normal course of the service offerings. The list can be used as a guide to help meet applicable customer compliance obligations. Data not included in the following list remains within the AWS GovCloud (US) Regions.

- AWS CloudHSM metadata is not permitted to contain export-controlled data. This includes all configuration data that you enter when creating and maintaining your AWS CloudHSM config. Audit and syslogs should not contain export-controlled data.

AWS CloudHSM Root Certificate

If you choose to verify the identity of an HSM, be sure to use the root certificate for the AWS GovCloud (US) Region rather than the root certificate that is available for commercial Regions. You can download the certificate from AWS-US-GOV_CloudHSM_Root_G1.zip. Verification is an optional step that you can perform after you create an HSM. For more information about AWS CloudHSM, see the AWS CloudHSM User Guide. For more information about AWS CloudHSM Classic, see the AWS CloudHSM Classic User Guide.

AWS CloudShell in AWS GovCloud (US)

AWS CloudShell is a browser-based, pre-authenticated shell that you can launch directly from the AWS Management Console. You can run AWS CLI commands against AWS services using your preferred shell (Bash, PowerShell, or Z shell). And you can do this without needing to download or install command line tools.

Region availability

AWS CloudShell is available in the following AWS GovCloud (US) Regions:

- AWS GovCloud (US-East)
- AWS GovCloud (US-West)

How AWS CloudShell differs

- Docker is not available.

Documentation

- CloudShell documentation

Export-controlled content

For AWS Services architected within the AWS GovCloud (US) Regions, the following list explains how certain components of data may leave the AWS GovCloud (US) Regions in the normal course of the service offerings. The list can be used as a guide to help meet applicable customer compliance obligations. Data not included in the following list remains within the AWS GovCloud (US) Regions.

- No data will leave the AWS GovCloud (US) Regions for this service.

AWS CloudTrail in AWS GovCloud (US)

With AWS CloudTrail, you can monitor your AWS deployments in the cloud by getting a history of AWS API calls for your account, including API calls made via the AWS Management Console, the AWS SDKs, the command line tools, and higher-level AWS services. You can also identify which users and accounts called AWS APIs for services that support CloudTrail, the source IP address the calls were made from, and when the calls occurred. You can integrate CloudTrail into applications using the API, automate trail creation for your organization, check the status of your trails, and control how administrators turn CloudTrail logging on and off.

Region availability

This service is available in the following AWS GovCloud (US) Regions:

- AWS GovCloud (US-West)

- AWS GovCloud (US-East)

How AWS CloudTrail differs

The following differences apply to AWS CloudTrail:

- As of November 22, 2021, AWS CloudTrail changed how trails capture global service events. Now, events created by CloudFront, IAM, and AWS STS are recorded in the AWS Region in which they were created, the AWS GovCloud (US-West) Region, us-gov-west-1. This makes CloudTrail's treatment of these services consistent with that of other AWS global services.

  To continue receiving global service events outside of AWS GovCloud (US-West), be sure to convert *single-Region trails* using global service events outside of AWS GovCloud (US-West) into *multi-Region trails*. For more information about using the CLI to update or create trails for global service events, see Using update-trail.

  In contrast, the **Event history** in the CloudTrail console and the **aws cloudtrail lookup-events** command will show these events in the Region where they occurred.
- For all AWS GovCloud (US) accounts created after 12/15/2014, AWS CloudTrail event log delivery to Amazon S3 is enabled automatically. However, you must set up Amazon SNS notifications. You can turn off logging through the AWS CloudTrail console for the AWS GovCloud (US) Region.
- If you are using Direct Connect, you must enable CloudTrail in your standard AWS account (not your AWS GovCloud (US) account) and enable logging.
- The Amazon S3 and Amazon SNS policy statements must refer to the ARN for AWS GovCloud (US) Regions. For more information, see Amazon Resource Names (ARNs) in GovCloud (US) Regions.
- The following CloudTrail Lake features are currently not available in the AWS GovCloud (US) Regions:
  - CloudTrail Lake integrations
  - CloudTrail Lake query generation
  - CloudTrail Lake query results summarization
  - CloudTrail Lake event data stores for AWS Config configuration items, AWS Audit Manager evidence, and events outside of AWS.
  - The **Activity summary** widget on the Highlights dashboard.

- CloudTrail network activity events are currently not supported.
- CloudTrail enriched events are currently not supported.
- To enable CloudTrail to write log files to your bucket in AWS GovCloud (US) Regions, you can use the following policy.

> **Warning**
>
> If the bucket already has one or more policies attached, add the statements for CloudTrail access to that policy or policies. We recommend that you evaluate the resulting set of permissions to be sure they are appropriate for the users who will be accessing the bucket.

```
{
    "Version":"2012-10-17",
    "Statement": [
        {
            "Sid": "AWSCloudTrailAclCheck20131101",
            "Effect": "Allow",
            "Principal": {
                "Service": "cloudtrail.amazonaws.com"
            },
            "Action": "s3:GetBucketAcl",
            "Resource": "arn:aws-us-gov:s3:::amzn-s3-demo-logging-bucket",
            "Condition": {
                "StringEquals": {
                    "aws:SourceArn": "arn:aws-us-
gov:cloudtrail:region:myAccountID:trail/trailName"
                }
            }
        },
        {
            "Sid": "AWSCloudTrailWrite20131101",
            "Effect": "Allow",
            "Principal": {
                "Service": "cloudtrail.amazonaws.com"
            },
            "Action": "s3:PutObject",
            "Resource": "arn:aws-us-gov:s3:::amzn-s3-demo-logging-bucket/[optional]
 prefix/AWSLogs/myAccountID/*",
            "Condition": {
```

```
                "StringEquals": {
                    "s3:x-amz-acl": "bucket-owner-full-control",
                    "aws:SourceArn": "arn:aws-us-
gov:cloudtrail:region:myAccountID:trail/trailName"
                }
            }
        }
    ]
}
```

For more information, see Amazon S3 bucket policy and Amazon SNS topic policy for CloudTrail.

> **Note**
>
> This note applies to bucket policies that use a CloudTrail account ID as the Principal. In AWS GovCloud (US) Regions, do not add CloudTrail account IDs of non-isolated Regions to your policy templates, or an "Invalid principal in policy" error will occur. Similarly, if you are in a non-isolated Region, do not add the CloudTrail account ID for AWS GovCloud (US) to your policy templates.

Documentation

- AWS CloudTrail documentation

Services supported within CloudTrail

CloudTrail supports logging for the services supported in the AWS GovCloud (US) Regions that are integrated with CloudTrail. You can find the specifics for each supported service in that service's guide. For more information, see AWS service topics for CloudTrail in the *AWS CloudTrail User Guide*.

Export-controlled content

For AWS Services architected within the AWS GovCloud (US) Regions, the following list explains how certain components of data may leave the AWS GovCloud (US) Regions in the normal course of the service offerings. The list can be used as a guide to help meet applicable customer compliance obligations. Data not included in the following list remains within the AWS GovCloud (US) Regions.

- CloudTrail logs do not contain export-controlled data.
- CloudTrail configuration data may not contain export-controlled data.

Amazon CloudWatch in AWS GovCloud (US)

Use CloudWatch Events to send system events from AWS resources to AWS Lambda functions, Amazon SNS topics, streams in Amazon Kinesis, and other target types.

Region availability

This service is available in the following AWS GovCloud (US) Regions:

- AWS GovCloud (US-West)
- AWS GovCloud (US-East)

How Amazon CloudWatch differs

The following differences apply to Amazon CloudWatch:

- Transaction Search is not available.
- The GetMetricWidgetImage API is not available.
- Dashboard sharing is not available.
- You cannot create CloudWatch alarms for Trusted Advisor metrics.

Documentation

- Amazon CloudWatch documentation

Export-controlled content

For AWS Services architected within the AWS GovCloud (US) Regions, the following list explains how certain components of data may leave the AWS GovCloud (US) Regions in the normal course of the service offerings. The list can be used as a guide to help meet applicable customer compliance obligations. Data not included in the following list remains within the AWS GovCloud (US) Regions.

- Alarm Name and Description
- Alarm configuration
- Alarm tags
- Metric Name
- Metric Namespace
- Metric Dimensions

Amazon CloudWatch Events in AWS GovCloud (US)

Use CloudWatch Events to send system events from AWS resources to AWS Lambda functions, Amazon SNS topics, streams in Amazon Kinesis, and other target types.

How Amazon CloudWatch Events differs

The following differences apply to Amazon CloudWatch Events:

- Use SSL (HTTPS) when you make calls to the service in AWS GovCloud (US) Regions. In other AWS Regions, you can use HTTP or HTTPS.

Documentation

- Amazon CloudWatch Events documentation

Export-controlled content

For AWS Services architected within the AWS GovCloud (US) Regions, the following list explains how certain components of data may leave the AWS GovCloud (US) Regions in the normal course of the service offerings. The list can be used as a guide to help meet applicable customer compliance obligations. Data not included in the following list remains within the AWS GovCloud (US) Regions.

- No export-controlled data may be entered, stored, or processed by CloudWatch Events. For example, CloudWatch Events metadata is not permitted to contain export-controlled data. This metadata includes all the configuration data that you enter when creating and maintaining your CloudWatch Events alarms.

For example, do not enter export-controlled data in the following fields:

- Rule names
- Rule descriptions
- Event patterns
- Data input to APIs

Amazon CloudWatch Logs in AWS GovCloud (US)

Use CloudWatch Logs to monitor, store, and access your log files from Amazon EC2 instances, AWS CloudTrail, or other sources.

Region availability

This service is available in the following AWS GovCloud (US) Regions:

- AWS GovCloud (US-West)
- AWS GovCloud (US-East)

How Amazon CloudWatch Logs differs

The following differences apply to Amazon CloudWatch Logs:

- Use SSL (HTTPS) when you make calls to the service in AWS GovCloud (US) Regions. In other AWS Regions, you can use HTTP or HTTPS.
- The Live Tail feature is not available.
- The `logGroupNamePattern` parameter is not available for use in the describe-log-groups AWS CLI command or the DescribeLogGroups API.

Documentation

- Amazon CloudWatch Logs documentation

Export-controlled content

For AWS Services architected within the AWS GovCloud (US) Regions, the following list explains how certain components of data may leave the AWS GovCloud (US) Regions in the normal course of the service offerings. The list can be used as a guide to help meet applicable customer compliance obligations. Data not included in the following list remains within the AWS GovCloud (US) Regions.

- CloudWatch Log Group Names
- CloudWatch Log Stream Names
- Log group tags

AWS CodeBuild in AWS GovCloud (US)

AWS CodeBuild is a fully managed continuous integration service that compiles source code, runs tests, and produces software packages that are ready to deploy. With CodeBuild, you don't need to provision, manage, and scale your own build servers. CodeBuild scales continuously and processes multiple builds concurrently, so your builds are not left waiting in a queue. You can get started quickly by using prepackaged build environments, or you can create custom build environments that use your own build tools. With CodeBuild, you are charged by the minute for the compute resources you use.

Region availability

This service is available in the following AWS GovCloud (US) Regions:

- AWS GovCloud (US-West)
- AWS GovCloud (US-East)

How AWS CodeBuild differs

The following differences apply to AWS CodeBuild:

- The ARM environment types are not available.
- The Linux GPU environment types are not available.
- The `2xlarge` compute type is not available.

- The ability to pause a running build and then use AWS Systems Manager Session Manager to connect to the build container is not available.
- The public builds feature of CodeBuild is not available.
- Windows managed and custom images are not available.
- Batch Configuration is not available.
- Compute Fleets are not available.

Documentation

- AWS CodeBuild documentation

Export-controlled content

For AWS Services architected within the AWS GovCloud (US) Regions, the following list explains how certain components of data may leave the AWS GovCloud (US) Regions in the normal course of the service offerings. The list can be used as a guide to help meet applicable customer compliance obligations. Data not included in the following list remains within the AWS GovCloud (US) Regions.

- This service can generate metadata from customer-defined configurations. AWS suggests customers do not enter export-controlled information in console fields, descriptions, resource names, and tagging information.

AWS CodeCommit in AWS GovCloud (US)

AWS CodeCommit is a fully-managed source control service that hosts secure Git-based repositories. It makes it easy for teams to collaborate on code in a secure and highly scalable ecosystem. CodeCommit eliminates the need to operate your own source control system or worry about scaling its infrastructure. You can use CodeCommit to securely store anything from source code to binaries, and it works seamlessly with your existing Git tools.

Region availability

AWS CodeCommit is available in the following AWS GovCloud (US) Regions:

- AWS GovCloud (US-East)

- AWS GovCloud (US-West)

How AWS CodeCommit differs

- The old console experience is not available in the AWS GovCloud (US) Regions. The documentation reflects the new console experience.
- Since AWS GovCloud (US); operates as isolated regions, you cannot share or use CodeCommit repositories and resources with other services outside of the Regions. For example, you cannot use a CodeCommit repository in AWS GovCloud (US-West) as the source for a pipeline in CodePipeline that is not in the AWS GovCloud (US-West) Region.
- All policy statements must refer to the GovCloud ARNs for the AWS GovCloud (US) Regions. For example, policies for Amazon SNS notifications, CloudWatch Events rules, and trigger resources must use the AWS GovCloud (US) ARNs for those services. For more information, see Amazon Resource Names (ARNs) in AWS GovCloud.
- All IAM users and service roles must exist in the AWS GovCloud (US) Regions.

Documentation

- AWS CodeCommit documentation

Export-controlled content

For AWS Services architected within the AWS GovCloud (US) Regions, the following list explains how certain components of data may leave the AWS GovCloud (US) Regions in the normal course of the service offerings. The list can be used as a guide to help meet applicable customer compliance obligations. Data not included in the following list remains within the AWS GovCloud (US) Regions.

- Repository name
- Repository description
- Branch name
- Trigger name
- SNS topic name
- AWS Lambda topic name

AWS CodeDeploy in AWS GovCloud (US)

AWS CodeDeploy is a deployment service that enables developers to automate the deployment of applications to instances and to update the applications as required.

Region availability

AWS CodeDeploy is available in the following AWS GovCloud (US) Regions:

- AWS GovCloud (US-East)
- AWS GovCloud (US-West)

How AWS CodeDeploy differs

- The new AWS CodeDeploy console is not available in the AWS GovCloud (US) Regions
- Use TLS (HTTPS) when you make calls to the service in AWS GovCloud (US) Regions. In other regions, you can use HTTP or HTTPS.
- Several procedures in the CodeDeploy User Guide require the customer to substitute the name of a region-specific Amazon S3 bucket or bucket ARN. These procedures are for tasks such as restricting bucket access and downloading installation files, samples, and templates. In AWS GovCloud (US) Regions, the formats for accessing these resources do not follow the same patterns as for other Regions.
- ECS capacity providers are not available.
- Automatically updating outdated instances is not available.
- CodeDeploy does not have a VPC endpoint powered by PrivateLink.

Documentation

Use the values presented here to complete CodeDeploy procedures in the AWS GovCloud (US).

CodeDeploy Amazon S3 resources bucket

Name of the Amazon S3 bucket containing CodeDeploy files:

```
aws-codedeploy-us-gov-west-1
```

CodeDeploy Amazon S3 bucket ARN

ARN of the Amazon S3 bucket containing CodeDeploy files:

```
arn:aws-us-gov:s3:::aws-codedeploy-us-gov-west-1
```

wget download command

wget command for downloading the CodeDeploy agent on Linux and Ubuntu instances:

```
wget https://aws-codedeploy-us-gov-west-1.s3-us-gov-west-1.amazonaws.com/latest/install
```

Sample application locations

Location of sample CodeDeploy applications:

- Amazon Linux, Red Hat Enterprise Linux, and Ubuntu Server instances:

  ```
  https://s3-us-gov-west-1.amazonaws.com/aws-codedeploy-us-gov-west-1/samples/latest/
  SampleApp_Linux.zip
  ```

- Windows Server instances:

  ```
  https://s3-us-gov-west-1.amazonaws.com/aws-codedeploy-us-gov-west-1/samples/latest/
  SampleApp_Windows.zip
  ```

CloudFormation template location

Location of CloudFormation template for launching Amazon EC2 instance configured for CodeDeploy deployments:

```
https://s3-us-gov-west-1.amazonaws.com/aws-codedeploy-us-gov-west-1/templates/latest/
CodeDeploy_SampleCF_Template.json
```

Downloading CodeDeploy installer and updater (Windows Server)

Links for downloading CodeDeploy installer and updater for Windows Server instances:

- Installer:

```
https://aws-codedeploy-us-gov-west-1.s3-us-gov-west-1.amazonaws.com/latest/
codedeploy-agent.msi
```

- Updater:

```
https://aws-codedeploy-us-gov-west-1.s3-us-gov-west-1.amazonaws.com/latest/
codedeploy-agent-updater.msi
```

For more information about AWS CodeDeploy, see the AWS CodeDeploy documentation.

Export-controlled content

For AWS Services architected within the AWS GovCloud (US) Regions, the following list explains how certain components of data may leave the AWS GovCloud (US) Regions in the normal course of the service offerings. The list can be used as a guide to help meet applicable customer compliance obligations. Data not included in the following list remains within the AWS GovCloud (US) Regions.

- **Application Details:**
  - Name
- **Deployment Groups:**
  - Deployment group name
  - Service Role name
  - EC2 Auto Scaling group names
  - EC2 instance tag key
  - EC2 instance tag group name
  - On-premise Instances tag key
  - On-premise Instances tag group
  - Load Balancer ALB target group
  - Load Balancer NLB target group
  - Deployment trigger name
  - Deployment trigger SNS Topic
  - Deployment CloudWatch alarms
- **Deployment Configuration:**

- Deployment configuration name
- Deployment description

AWS CodePipeline in AWS GovCloud (US)

AWS CodePipeline is a continuous delivery service you can use to model, visualize, and automate the steps required to release your software. You can quickly model and configure the different stages of a software release process. CodePipeline automates the steps required to release your software changes continuously.

Region availability

AWS CodePipeline is available in the following AWS GovCloud (US) Regions:

- AWS GovCloud (US-East)
- AWS GovCloud (US-West)

How AWS CodePipeline differs

- Custom actions are not available.
- Source Actions. The following actions are only available in AWS GovCloud (US-East):
  - AWS CodeStar Source Connection (Bitbucket Cloud)
  - AWS CodeStar Source Connection (GitHub)
  - AWS CodeStar Source Connection (GitHub Enterprise Server)
  - AWS CodeStar Source Connection (GitLab.com)
- Build Actions:
  - Jenkins
  - For the CodeBuild action, enabling batch builds is not available. For the CodeBuild action type, the action configuration does not contain the following parameters : BatchEnabled, CombineArtifacts.
- Test Actions:
  - Device Farm
  - Jenkins
- Deploy Actions:

  - OpsWorks
  - Amazon Alexa
  - AWS AppConfig (Supported in CLI, not supported in console)
  - AWS CloudFormation StackSets
- Invoke Actions:
  - AWS Step Functions
- Since AWS GovCloud (US) operates as isolated regions, you cannot share or use CodePipeline resources with other services outside of the Regions. For example, you cannot use a CodeCommit repository in AWS GovCloud (US-West) as the source for a pipeline in CodePipeline that is not in the AWS GovCloud (US-West) Region.
- All policy statements must refer to the GovCloud ARNs for the AWS GovCloud (US) Region. For example, policies for AWS Artifact buckets, CloudWatch Events rules, and trigger resources must use the AWS GovCloud (US) ARNs for those services. For more information, see Amazon Resource Names in AWS GovCloud (US).
- All users and service roles must exist in the AWS GovCloud (US) Region.
- Cross-region actions such as multi-region deployment are not available.

Documentation

- AWS CodePipeline documentation

Export-controlled content

For AWS Services architected within the AWS GovCloud (US) Regions, the following list explains how certain components of data may leave the AWS GovCloud (US) Regions in the normal course of the service offerings. The list can be used as a guide to help meet applicable customer compliance obligations. Data not included in the following list remains within the AWS GovCloud (US) Regions.

- Pipeline Name
- Stage Name
- Action Name
- CodeCommit Branch Name

- GitHub Branch Name

AWS CodeConnections in AWS GovCloud (US)

You can use the connections feature in the Developer Tools console to connect AWS resources to external code repositories. This feature has its own API, the AWS CodeStar Connections API reference. Each connection is a resource that you can give to AWS services to connect to a third-party repository, such as BitBucket. For example, you can add a connection in CodePipeline so that it starts your pipeline when a code change is made to your third-party code repository. Each connection is named and associated with a unique Amazon Resource Name (ARN) that is used to reference the connection.

How AWS CodeStar Connections differs

The following differences apply to AWS CodeStar Connections:

- Since AWS GovCloud (US) operates as isolated Regions, you cannot share or use connections resources with other services outside of the Regions. For example, you cannot use a connection in AWS GovCloud (US-East) with a pipeline in CodePipeline that is not in the AWS GovCloud (US-East) Region.
- Supported source providers in AWS GovCloud (US) are Bitbucket, GitHub, GitHub Enterprise Server, GitLab, and GitLab self-managed.

Documentation

- AWS CodeStar Connections documentation

Export-controlled content

For AWS services architected within the AWS GovCloud (US) Regions, the following list explains how certain components of data may leave the AWS GovCloud (US) Regions in the normal course of the service offerings. The list can be used as a guide to help meet applicable customer compliance obligations. Data not included in the following list remains within the AWS GovCloud (US) Regions.

- This service can generate metadata from customer-defined configurations. AWS suggests customers do not enter export-controlled information in console fields, descriptions, resource names, and tagging information.

Amazon Cognito in AWS GovCloud (US)

Amazon Cognito provides authentication, authorization, and user management for your web and mobile apps. Your users can sign in directly with a user name and password, or through a third party such as Facebook, Amazon, Google or Apple. The two main components of Amazon Cognito are user pools and identity pools. User pools are user directories that provide sign-up and sign-in options for your app users. Identity pools enable you to grant your users access to other AWS services. You can use identity pools and user pools separately or together.

Region availability

Amazon Cognito is available in the following AWS GovCloud (US) Regions:

- AWS GovCloud (US-East)
- AWS GovCloud (US-West)

How Amazon Cognito differs

- Amazon Pinpoint integration with user pools isn't supported.
- Amazon Cognito in AWS GovCloud (US) uses FIPS endpoints only.
  - The API service endpoints are `cognito-idp-fips.us-gov-west-1.amazonaws.com` and `cognito-idp-fips.us-gov-east-1.amazonaws.com`. For more information about FIPS in AWS, see Federal Information Processing Standard (FIPS) 140-3.
  - Hosted UI endpoints have a URL path in the format `0.auth-fips.us-gov-west-1.amazoncognito.com` or `1.auth-fips.us-gov-east-1.amazoncognito.com`.
- Custom domains for user pools are not available.
- Automatic failover for managed login, a subfeature of multi-Region replication, isn't available in AWS GovCloud (US) Regions. To prepare for a Regional failover, create a user pool domain in the replica Region, and update your application to switch to that domain when needed.
- Identity pools might be unable to assume IAM roles in AWS GovCloud (US-East) when the length of your role name plus role session name are longer than 24 characters. This length doesn't

include the path. For best results in this Region, use roles with name lengths of no greater than 20 characters and session name lengths of no greater than four characters.

- Amazon Cognito Sync isn't available in AWS GovCloud (US) Regions.
- Point-in-time recovery for user pools isn't available.

The IAM roles that you assign to users with Amazon Cognito identity pools must have a trust policy that allows Amazon Cognito to generate temporary sessions. In AWS GovCloud (US), your trust policies must grant `AssumeRoleWithWebIdentity` permission to the `cognito-identity-us-gov.amazonaws.com` service principal. The following example trust policy allows the identity pool `us-gov-west-1:12345678-corner-cafe-123456790ab` to grant IAM credentials to unauthenticated guest users.

For AWS GovCloud (US-East), replace `cognito-identity-us-gov.amazonaws.com` with `cognito-identity.us-gov-east-1.amazonaws.com`.

Documentation

Amazon Cognito documentation.

Export-controlled content

For AWS Services architected within the AWS GovCloud (US) Regions, the following list explains how certain components of data may leave the AWS GovCloud (US) Regions in the normal course of the service offerings. The list can be used as a guide to help meet applicable customer compliance obligations. Data not included in the following list remains within the AWS GovCloud (US) Regions.

- Amazon Cognito metadata may be moved or stored outside of the AWS GovCloud (US) Region, or, in rare cases, accessed by certain AWS support personnel and system administrators who are not U.S. citizens.

  For example, user pool domains, custom attribute names, resource server identifiers and custom scopes may be included as part of the public Cognito sign-in and sign-up functionality.

Amazon Comprehend in AWS GovCloud (US)

Amazon Comprehend uses natural language processing (NLP) to extract insights about the content of documents without the need of any special preprocessing. Amazon Comprehend processes any

text files in UTF-8 format. It develops insights by recognizing the entities, key phrases, language, sentiments, and other common elements in a document. Use Amazon Comprehend to create new products based on understanding the structure of documents. With Amazon Comprehend you can search social networking feeds for mentions of products, scan an entire document repository for key phrases, or determine the topics contained in a set of documents. To extract insights from clinical documents such as doctor's notes or clinical trial reports, use Amazon Comprehend Medical.

Region availability

Amazon Comprehend is available in the following AWS GovCloud (US) Regions:

- AWS GovCloud (US-West)

How Amazon Comprehend differs

- In AWS GovCloud (US) Regions, AWS does not use or store AI Content processed by this AI Service to develop and improve that Service or technologies of AWS or its affiliates. Opt-out policies are not currently applicable to these Regions.

Documentation

- Amazon Comprehend documentation

Export-controlled content

For AWS Services architected within the AWS GovCloud (US) Regions, the following list explains how certain components of data may leave the AWS GovCloud (US) Regions in the normal course of the service offerings. The list can be used as a guide to help meet applicable customer compliance obligations. Data not included in the following list remains within the AWS GovCloud (US) Regions.

- This service can generate metadata from customer-defined configurations. AWS suggests customers do not enter export-controlled information in console fields, descriptions, resource names, and tagging information.

Amazon Comprehend Medical in AWS GovCloud (US)

Amazon Comprehend Medical detects useful information in unstructured clinical text. As much as 75 percent of all health record data is found in unstructured text such as physician's notes, discharge summaries, test results, and case notes. Amazon Comprehend Medical uses Natural Language Processing (NLP) models to sort through enormous quantities of data for valuable information gained through advances in machine learning.

Amazon Comprehend Medical is currently available in AWS GovCloud (US-West).

How Amazon Comprehend Medical differs

The following differences apply to Amazon Comprehend Medical:

Differences in Quotas/Limits:

Resource	Default
Transactions per second (TPS) for the `DetectEntities-v2` and `DetectEntities` operations	2
Transactions per second (TPS) for the `DetectPHI` operation	5
Transactions per second (TPS) for the `StartEntitiesDetectionV2Job`, `StartPHIDetectionJob`, `StopEntitiesDetectionV2Job`, `StopPHIDetectionJob`, `ListEntitiesDetectionV2Jobs`, `ListPHIDetectionJobs`, `DescribeEntitiesDetectionV2Job`, and `DescribePHIDetectionJob` operations	2

Documentation

- Amazon Comprehend Medical documentation

Export-controlled content

For AWS Services architected within the AWS GovCloud (US) Regions, the following list explains how certain components of data may leave the AWS GovCloud (US) Regions in the normal course of the service offerings. The list can be used as a guide to help meet applicable customer compliance obligations. Data not included in the following list remains within the AWS GovCloud (US) Regions.

- This service can generate metadata from customer-defined configurations. AWS suggests customers do not enter export-controlled information in console fields, descriptions, resource names, and tagging information.

AWS Compute Optimizer in AWS GovCloud (US)

AWS Compute Optimizer recommends optimal AWS compute resources for your workloads to reduce costs and improve performance. Compute Optimizer uses machine learning to analyze your historical utilization metrics to help you choose the optimal AWS resource configuration.

How AWS Compute Optimizer differs

The following differences apply to AWS Compute Optimizer:

- Compute Optimizer only supports FIPS enabled endpoints in AWS GovCloud (US). To call Compute Optimizer APIs in AWS GovCloud (US), set the environment variable `AWS_USE_FIPS_ENDPOINT` to `true` for the AWS CLI and SDK.
- The following AWS Compute Optimizer features are not available:
  - Estimated monthly savings, savings opportunity, Reserved Instances (RI) coverage, and RI utilization information for Amazon Elastic Compute Cloud (Amazon EC2) instances and Amazon EC2 Auto Scaling groups
  - Savings opportunity summary displayed in the Compute Optimizer dashboard
  - External metrics ingestion
  - Enhanced infrastructure metrics
  - Recommendations for Amazon ECS services on AWS Fargate
  - Recommendations for RDS databases
  - Rightsizing recommendation preferences
  - Recommendations for idle resources

  - Recommendations for EC2 Auto Scaling groups that have mixed instance types, scaling policies, or both
- Recommendations for Amazon EC2 instances that use instance families not supported in AWS GovCloud (US). AWS GovCloud (US) supports a smaller set of Amazon EC2 instance families than commercial AWS Regions. Certain newer families — including M7i and M7i-flex (and other recently introduced families such as C7i, M6id, and R6id) — are not supported. If you request a recommendation for an instance whose family is not supported, Compute Optimizer returns an `UNSUPPORTED_CONFIGURATION` error (for example, `Unsupported instance with type m7i.12xlarge`).

Documentation

- Compute Optimizer documentation

Export-controlled content

For AWS Services architected within the AWS GovCloud (US) Regions, the following list explains how certain components of data may leave the AWS GovCloud (US) Regions in the normal course of the service offerings. The list can be used as a guide to help meet applicable customer compliance obligations. Data not included in the following list remains within the AWS GovCloud (US) Regions.

- No data will leave the AWS GovCloud (US) Regions for this service.

Connect Customer in AWS GovCloud (US)

Amazon Connect Customer is an easy to use omnichannel cloud contact center that helps you provide superior customer service at a lower cost. It provides a seamless experience across voice and chat for your customers and agents. This includes one set of tools for skills-based routing, powerful real-time and historical analytics, and intuitive management tools – all with pay-as-you-go pricing, which means Amazon Connect Customer simplifies contact center operations, improves agent efficiency, and lowers costs. You can set up a contact center in minutes that can scale to support millions of customers from the office or as a virtual contact center.

Region availability

This service is available in the following AWS GovCloud (US) Regions:

- AWS GovCloud (US-West)

How Connect Customer differs

The following differences apply to Connect Customer:

- Amazon Connect Customer instances in AWS GovCloud (US) use the domain ***.govcloud.connect.aws**
- It supports only the latest Contact Control Panel (CCP) for both voice and chat contacts for agents. The earlier CCP is not available.
- It supports only the latest contact search experience, as described in What's new in contact search.
- Amazon Connect Customer in AWS GovCloud (US) is in a separate partition from all commercial Regions. Therefore it does not support cross-partition integration with other AWS services – such as Amazon Lex, Amazon Lambda, Amazon Kinesis, Amazon S3, Amazon CloudWatch, amongst others – that are available in commercial Regions.
- The following Amazon Connect Customer features are not available.
  - Agentic CX designer
  - AI agents
  - Email channel
  - Cases
  - Outbound campaigns
  - Chat integration with Apple Business Chat
  - Customer profiles
  - Conversational analytics AI features
  - Live media streaming

Documentation

- Connect Customer documentation

Export-controlled content

For AWS Services architected within the AWS GovCloud (US) Regions, the following list explains how certain components of data may leave the AWS GovCloud (US) Regions in the normal course of the service offerings. The list can be used as a guide to help meet applicable customer compliance obligations. Data not included in the following list remains within the AWS GovCloud (US) Regions.

- Amazon Connect Customer instance and resource configuration metadata is not permitted to contain export-controlled data. This metadata includes all configuration data (for example, name, alias, description, tags) that you enter when creating and maintaining your Amazon Connect Customer instance and resources within an instance, such as users, queues, routing profiles, contact flows, or scheduled report names.

AWS Config in AWS GovCloud (US)

AWS Config provides a detailed view of the resources associated with your AWS account, including how they are configured, how they are related to one another, and how the configurations and their relationships have changed over time.

AWS Config and AWS Config Rules are supported in the AWS GovCloud (US) Region.

Region availability

AWS Config is available in the following AWS GovCloud (US) Regions:

- AWS GovCloud (US-East)
- AWS GovCloud (US-West)

How AWS Config differs

- For a list of rules supported in AWS GovCloud (US-East), see List of AWS Config Managed Rules by Region Availability | AWS GovCloud (US-East).
- For a list of rules supported in AWS GovCloud (US-West), see List of AWS Config Managed Rules by Region Availability | AWS GovCloud (US-West).
- AWS Config recording of third-party resources or custom resource types are not available.

- AWS Systems Manager documents (SSM documents) for AWS Config remediation actions are not available.

Documentation

- AWS Config documentation

Export-controlled content

For AWS Services architected within the AWS GovCloud (US) Regions, the following list explains how certain components of data may leave the AWS GovCloud (US) Regions in the normal course of the service offerings. The list can be used as a guide to help meet applicable customer compliance obligations. Data not included in the following list remains within the AWS GovCloud (US) Regions.

- AWS Config metadata is not permitted to contain export-controlled data. This includes the naming and configuration data that you enter when creating and managing your AWS Config settings.

  For example, do not enter export-controlled data into user input fields such as the following:

  - Annotations for rule evaluations
  - Resource identifier
  - S3 bucket name
  - SNS topic name
  - Tag key

AWS Control Tower in AWS GovCloud (US)

AWS Control Tower offers a straightforward way to set up and govern an AWS multi-account environment, following prescriptive best practices. AWS Control Tower orchestrates the capabilities of several other AWS services, including AWS Organizations, AWS Service Catalog, and IAM Identity Center, to build a landing zone in less than an hour. Resources are set up and managed on your behalf.

You can utilize AWS Control Tower with workloads that require FedRAMP High categorization level in the AWS GovCloud (US) Regions. AWS Control Tower is in scope for numerous compliance

programs and standards, including HIPAA (Health Insurance Portability and Accountability Act), PCI DSS (Payment Card Industry – Data Security Standard), ISO (International Organization for Standardization), SOC 1, 2, and 3 (System and Organization Controls). To learn more, visit the AWS Control Tower homepage or see the AWS Control Tower User Guide.

Region availability

AWS Control Tower is available in the following AWS GovCloud (US) Regions:

- AWS GovCloud (US-East)
- AWS GovCloud (US-West)

How AWS Control Tower differs

Overview of differences

- As in the commercial Region, you must use AWS Control Tower with all features enabled for AWS Organizations in AWS GovCloud (US) Regions. However, the consolidated billing feature set is not available.
- You must meet the U.S. regulatory requirements as described in Signing Up for AWS GovCloud (US).
- Organizations that you create in the AWS GovCloud (US) Regions are independent from organizations created in commercial AWS Regions.
- Creating accounts from within AWS Control Tower operates differently in the AWS GovCloud (US) Regions compared to commercial AWS Regions:
  - You start creating AWS GovCloud (US) accounts by calling the CreateGovCloudAccount action from the management account of the landing zone in the commercial Region. Calling account creation APIs from the AWS GovCloud (US) Regions is not available.
  - When you call the `CreateGovCloudAccount` API action, you create *two accounts*: a standalone account in the AWS GovCloud (US) Regions, and an associated account in the commercial Region for billing and support purposes. The account in the commercial Region automatically becomes a member of the organization whose credentials made the request. Both accounts are associated with the same email address.
  - After you create the standalone account in the AWS GovCloud (US) Regions, you can invite it to an organization in the AWS GovCloud (US) Regions only.

  - Accounts created in other AWS Regions cannot be members of an organization in the AWS GovCloud (US) Regions.
- To learn what AWS services are currently available for trusted access with AWS Control Tower, check the list in the AWS Control Tower console from the AWS GovCloud (US) Regions.

For more information about AWS Control Tower, see the AWS Control Tower Documentation.

Feature-level differences

- **Inability to create accounts in AWS GovCloud (US)**

  AWS Control Tower does not support the ability to create accounts within AWS GovCloud (US). The AWS Organizations **CreateGovCloudAccount** API is available in the Commercial Region (US East (N. Virginia)) only. Therefore, AWS Control Tower cannot programmatically create accounts with Account Factory, nor during Landing Zone setup. This difference affects setup regarding the creation of the Audit account and the Log Archive account.
- **Must enroll existing AWS GovCloud (US) accounts for Audit and Log Archive**

  AWS Control Tower in AWS GovCloud (US) requires you to bring your own, existing Audit and Log Archive accounts during Landing Zone setup. These accounts must exist in your AWS GovCloud (US) organization before you enroll them. AWS Control Tower supports single account enrollment only, for Account Factory.
- **Changes for Account Factory**

  The **Create account** feature in Account Factory is removed in AWS GovCloud (US) Regions. During the **Create account** workflow, you will see an error if the member account does not already exist.
- **Home Region**

  You are redirected to the appropriate AWS GovCloud (US) home Region (AWS GovCloud (US-West) or AWS GovCloud (US-East)) when running AWS Control Tower in the AWS GovCloud (US) console.
- **Verifying an account email address**

  An account in the commercial Region and the associated account in the AWS GovCloud (US) Region share an email adress. AWS Control Tower cannot verify account email addresses independently.

- **Control changes**

  Certain controls include functionality that has no effect in AWS GovCloud (US) Regions, based on other underlying differences. No error messages are reported for the differences in control functionality. These controls include:

  - Disallow cross-region networking for Amazon EC2
  - Disallow delete actions on Amazon S3 buckets without MFA
  - Disallow changes to replication configuration for Amazon S3 buckets
  - Disallow creation of access keys for the root user
  - Disallow actions as a root user
  - Disallow the specified actions except in Regions with status Governed by AWS Control Tower
- **Marketplace**

  The Marketplace link in the left navigation of the AWS Control Tower console is not available.
- **Security Hub CSPM controls**

  Some controls in the Security Hub CSPM standard named **Service-Managed Standard: AWS Control Tower** are not available in AWS GovCloud (US) Regions. For a complete list of these controls by Region, see Security Hub CSPM.
- **AWS Control Tower Account Factory for Terraform (AFT)** cannot be deployed by new AFT customers in AWS GovCloud (US) Regions, because AWS CodeStar Connections is not available to connect to a third-party version control system (VCS):
- **Resource control policy (RCP) controls** are not available.
- **Preventive and detective controls that support digital sovereignty**

  Preventive and detective controls, including enhanced Region deny capabilities, are available to help meet digital sovereignty requirements. These controls can detect resource changes for data residency, granular access restriction, encryption, and resiliency capabilities. View these controls under a digital sovereignty group in the AWS Control Tower console. For more information, see Digital sovereignty controls.
- **OU Region deny control**

  The preventive control `CT.MULTISERVICE.PV.1`, commonly called the **OU Region deny** control, is available in AWS GovCloud (US) Regions. It allows you to deny access to any of the AWS GovCloud (US) Regions.
- **Support for FedRamp Levels 4 and 5**

AWS Control Tower is authorized for Department of Defense Cloud Computing Security Requirements Guide Impact Levels 4 and 5 (DoD SRG IL4 and IL5) in the AWS GovCloud (US-East and US-West) Regions.

This capability builds on the existing FedRamp High categorization level, as well as numerous compliance programs and standards, including HIPAA (Health Insurance Portability and Accountability Act), PCI DSS (Payment Card Industry – Data Security Standard), ISO (International Organization for Standardization), SOC 1, 2, and 3 (System and Organization for Standardization), SOC 1, 2, and 3 (System and Organization Controls). To learn more, visit the AWS Control Tower homepage or see the AWS Control Tower User Guide.

- **Certain API permissions unavailable**

  If your workload operates in AWS and AWS GovCloud (US) Regions, you may notice a difference in behavior, for the same policy. The `controltower:EnableGuardrail` and `controltower:DisableGuardrail` permissions don't exist in AWS GovCloud (US) Regions, and so they won't have any effect in your policies. Use `controltower:EnableControl` and `controltower:DisableControl` permissions instead to control access to **EnableControl** and **DisableControl** APIs.

Creating your accounts

AWS Control Tower must be set up in the commercial Region before you can sign in to the AWS Control Tower management account to create AWS Control Tower accounts. When you create an account in the AWS GovCloud (US) Regions from AWS Control Tower, an associated account in the commercial Region is created for billing and support purposes, automatically. The account in the commercial Region and the account in the AWS GovCloud (US) Regions are linked.

The account in the commercial Region is a member of the organization whose credentials made the request, automatically, but the account in the AWS GovCloud (US) Regions is a standalone account until you invite it to an organization in that same Region.

Before creating accounts in the AWS GovCloud (US) Regions from AWS Control Tower, make sure that you meet specific U.S. regulatory requirements as described in Signing Up for AWS GovCloud (US).

For more information about getting started with AWS GovCloud (US) see AWS GovCloud (US) Sign Up.

To create an account in the AWS GovCloud (US) Regions from AWS Control Tower

1. From the management account of your organization in the commercial Region, sign in and authenticate to the AWS Control Tower console at https://console.aws.amazon.com/controltower
2. While signed into your management account in a commercial Region, with AWS CloudShell, or by means of a CLI script, you can call the the CreateGovCloudAccount API action.
3. Go to your AWS GovCloud (US) Region and invite the new standalone account to an organization.

Accounts and roles are created as follows

- An account is created in the commercial Region and it automatically is a member of the organization whose credentials made the request.
- A role is created in the new account in the commercial Region, which the management account in this same Region can assume.
- The account in the AWS GovCloud (US) Regions is created, and it links to the associated account that was created at the same time in the commercial Region.
- The account in the AWS GovCloud (US) Regions is a standalone account. It is not yet a member of an organization.
- The AWS GovCloud (US) account, which is linked to the management account in the commercial Region, can assume the role that is created during setup of that AWS GovCloud (US) account.

Inviting accounts to an organization

After creating a standalone account in the AWS GovCloud (US) Regions, you can invite it to an organization in the AWS GovCloud (US) Regions. You cannot invite accounts in the AWS GovCloud (US) Regions to organizations in other AWS Regions.

The following diagram shows how account access works, so that you can invite standalone accounts in the AWS GovCloud (US) Regions to an organization in the same Region.

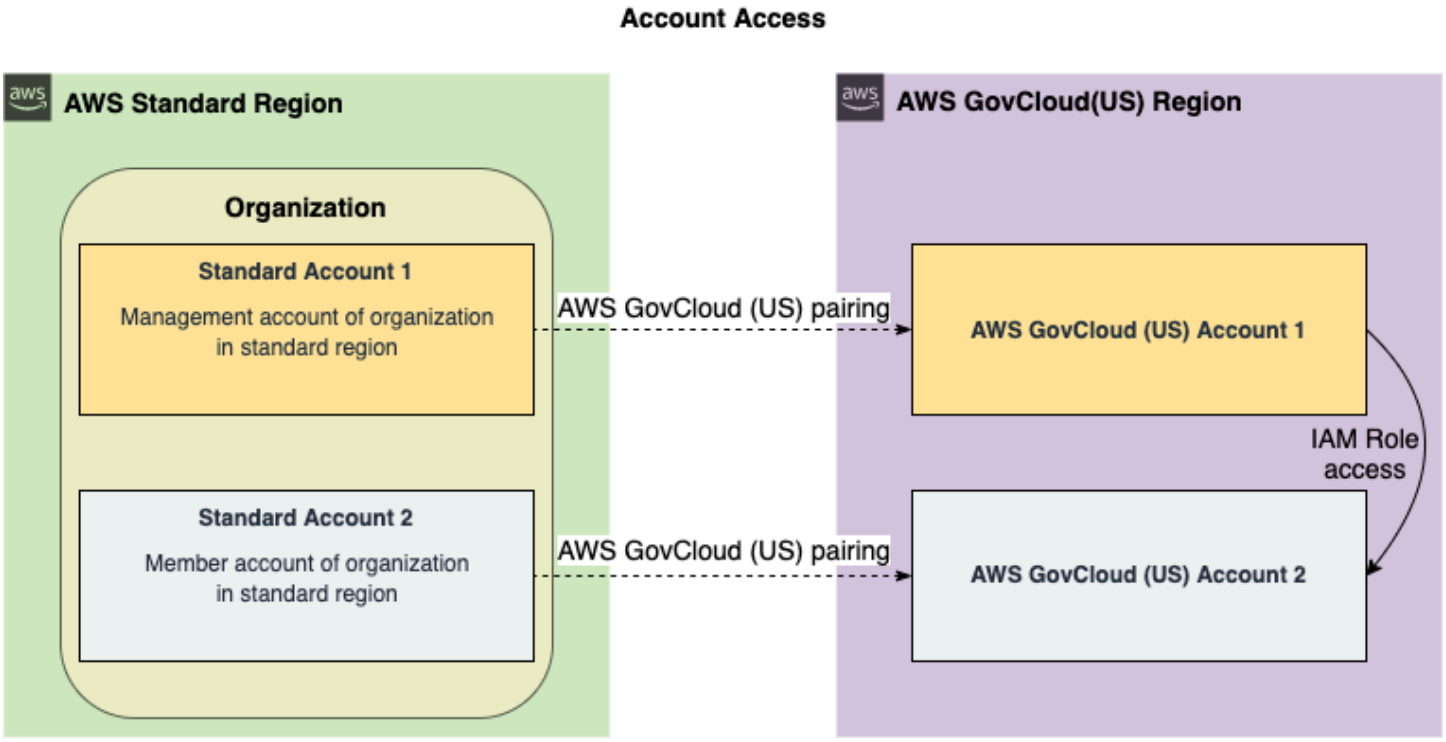

Example: Account 1 invites Account 2 in the AWS GovCloud (US) Regions to an organization

1. In this example, **AWS GovCloud (US) Account 1** is the AWS GovCloud (US) account that's associated with the management account of your organization in the commercial Region. **AWS GovCloud (US) Account 2** is going to become a member account in the organization of **AWS GovCloud (US) Account 1**.
   - Sign into **AWS GovCloud (US) Account 1**. Assume the administrative role of the AWS GovCloud (US) account you just created.
   - Send an invitation to **Account 2**. Sign out of **Account 1**.
   - Sign into and assume the IAM role that was created in **AWS GovCloud (US) Account 2**.
   - Accept the invitation.
2. Alternatively, another **AWS GovCloud (US) Account 2** user can sign into **Account 2** with the IAM user credentials you provided, then view and accept the invitation.

For more information, see the procedure described in Sending Invitations to AWS Accounts in the AWS Organizations User Guide to invite the account in the AWS GovCloud (US) Regions to the AWS GovCloud (US) organization.

Setting up your landing zone

Here's an overview and a recommended sequence of steps for setting up an AWS Control Tower landing zone in AWS GovCloud (US) Regions. It is slightly different than the process for commercial Regions, because of the way you must create accounts.

AWS Control Tower setup process overview

1. **In the commercial Region**: Create the two AWS accounts you'll require in AWS GovCloud (US), which will become log archive and audit accounts for your AWS GovCloud (US) organization.
2. **In the AWS GovCloud (US) home Region**: Create an organization in your AWS GovCloud (US) home Region, or choose which organization and Region you'll require for your AWS Control Tower landing zone. In AWS GovCloud (US) Regions, you can deploy AWS Control Tower in an existing AWS GovCloud (US) organization.
3. **In the AWS GovCloud (US) home Region**: Invite the two new accounts into your selected AWS GovCloud (US) organization. Go to those accounts and accept the invitations.
4. **In the AWS GovCloud (US) home Region**: Follow the procedure to set up AWS Control Tower in an existing organization. Specify the two existing accounts, which you've already created in the first step and just invited to your organization, as your audit and log archive accounts.
5. **In the AWS GovCloud (US) home Region**: Use AWS Control Tower to set up OUs in your landing zone, for your AWS Control Tower workloads in AWS GovCloud (US) Regions. (Use AWS Organizations to set up any other required organizations. AWS Control Tower supports one landing zone per organization.)
6. **In the commercial Region**: Create the necessary member accounts to run your AWS GovCloud (US) Regions workloads.
7. **In the AWS GovCloud (US) home Region**: Invite each account that you created in the previous step into its proper organization and OU, presumably into the organization in which you have already set up the AWS Control Tower landing zone.

After you've performed these tasks, it's a good idea to check the guardrails (also called controls) that are enabled on your OUs, and apply any optional controls that are applicable to your business requirements.

Documentation

- AWS Control Tower documentation

Export-controlled content

For AWS Services architected within the AWS GovCloud (US) Regions, the following list explains how certain components of data may leave the AWS GovCloud (US) Regions in the normal course of the service offerings. The list can be used as a guide to help meet applicable customer compliance obligations. Data not included in the following list remains within the AWS GovCloud (US) Regions.

- AWS Control Tower metadata is not permitted to contain export-controlled data. This metadata includes all of the configuration data that you enter when creating and maintaining your AWS Control Tower landing zone and AWS accounts, including AWS account names and email addresses, or Organizational Unit names.

Amazon Data Firehose in AWS GovCloud (US)

Amazon Kinesis Data Firehose is a fully managed service for delivering real-time streaming data to destinations such as Amazon Simple Storage Service (Amazon S3), Amazon Redshift, {eslong}, and Splunk. Kinesis Data Firehose is part of the Kinesis streaming data platform, along with Kinesis Data Streams, Kinesis Video Streams, and Amazon Kinesis Data Analytics. With Kinesis Data Firehose, you don't need to write applications or manage resources. You configure your data producers to send data to Kinesis Data Firehose, and it automatically delivers the data to the destination that you specified. You can also configure Kinesis Data Firehose to transform your data before delivering it.

Region availability

This service is available in the following AWS GovCloud (US) Regions:

- AWS GovCloud (US-West)
- AWS GovCloud (US-East)

How Amazon Data Firehose differs

There are no differences for this service.

Documentation

- Amazon Data Firehose documentation

Export-controlled content

For AWS Services architected within the AWS GovCloud (US) Regions, the following list explains how certain components of data may leave the AWS GovCloud (US) Regions in the normal course of the service offerings. The list can be used as a guide to help meet applicable customer compliance obligations. Data not included in the following list remains within the AWS GovCloud (US) Regions.

- Do not enter export-controlled data in the following fields:
  - Stream names

If you are processing export-controlled data with this service, use the SSL (HTTPS) endpoint to maintain export compliance. For more information, see Service Endpoints.

AWS Database Migration Service in AWS GovCloud (US)

Region availability

This service is available in the following AWS GovCloud (US) Regions:

- AWS GovCloud (US-West)
- AWS GovCloud (US-East)

How AWS Database Migration Service differs

The following differences apply to AWS Database Migration Service:

- AWS DMS Schema Conversion is not available.

Documentation

- AWS Database Migration Service documentation

Export-controlled content

For AWS Services architected within the AWS GovCloud (US) Regions, the following list explains how certain components of data may leave the AWS GovCloud (US) Regions in the normal course of the service offerings. The list can be used as a guide to help meet applicable customer compliance obligations. Data not included in the following list remains within the AWS GovCloud (US) Regions.

- This service can generate metadata from customer-defined configurations. AWS suggests customers do not enter export-controlled information in console fields, descriptions, resource names, and tagging information.

AWS DataSync in AWS GovCloud (US)

DataSync is a data transfer service that makes it easy for you to automate moving data between on-premises storage and Amazon S3, Amazon Elastic File System (Amazon EFS), or Amazon FSx. DataSync automatically handles many of the tasks related to data transfers that can slow down migrations or burden your IT operations, including running your own instances, handling encryption, managing scripts, network optimization, and data integrity validation. You can use DataSync to transfer data at speeds up to 10 times faster than open-source tools. DataSync uses an on-premises software agent to connect to your existing storage or file systems using the Network File System (NFS) protocol, so you don't have to write scripts or modify your applications to work with AWS APIs. You can use DataSync to copy data over AWS Direct Connect or internet links to AWS. The service enables one-time data migrations, recurring data processing workflows, and automated replication for data protection and recovery. Deploy the DataSync agent on premises, connect it to a file system or storage array, select Amazon EFS, Amazon S3, or Amazon FSx as your AWS storage, and start moving data. You pay only for the data you copy.

Region availability

AWS DataSync is available in the following AWS GovCloud (US) Regions:

- AWS GovCloud (US-East)
- AWS GovCloud (US-West)

How AWS DataSync differs

There are no differences for this service.

Documentation

- AWS DataSync documentation

Export-controlled content

For AWS Services architected within the AWS GovCloud (US) Regions, the following list explains how certain components of data may leave the AWS GovCloud (US) Regions in the normal course of the service offerings. The list can be used as a guide to help meet applicable customer compliance obligations. Data not included in the following list remains within the AWS GovCloud (US) Regions.

- This service can generate metadata from customer-defined configurations. AWS suggests customers do not enter export-controlled information in console fields, descriptions, resource names, and tagging information.

AWS Deep Learning AMIs in AWS GovCloud (US)

AWS Deep Learning AMIs empower machine learning practitioners and researchers with the cutting-edge infrastructure and tools to accelerate deep learning and artificial intelligence in the cloud, at any scale. With just a few clicks, you can launch Amazon EC2 instances pre-installed with the latest popular deep learning frameworks like TensorFlow and PyTorch and leverage these state-of-the-art frameworks to train sophisticated, custom AI models, experiment with groundbreaking new algorithms, and continuously enhance your deep learning skills and techniques.

How AWS Deep Learning AMIs differs

The following differences apply to AWS Deep Learning AMIs:

Only the following DLAMI are available:

Base DLAMI

GPU

- **X86**
  - AWS Deep Learning Base AMI (Amazon Linux 2)

Multi-framework DLAMI

GPU

- **X86**
  - AWS Deep Learning AMI (Amazon Linux 2)

Documentation

AWS Deep Learning AMIs documentation.

Export-controlled content

For AWS Services architected within the AWS GovCloud (US) Regions, the following list explains how certain components of data may leave the AWS GovCloud (US) Regions in the normal course of the service offerings. The list can be used as a guide to help meet applicable customer compliance obligations. Data not included in the following list remains within the AWS GovCloud (US) Regions.

- This service can generate metadata from customer-defined configurations. AWS suggests customers do not enter export-controlled information in console fields, descriptions, resource names, and tagging information.

Amazon Detective in AWS GovCloud (US)

Amazon Detective makes it easy to analyze, investigate, and quickly identify the root cause of security findings or suspicious activities. Detective automatically collects log data from your AWS resources. It then uses machine learning, statistical analysis, and graph theory to help you visualize and conduct faster and more efficient security investigations.

Region availability

Amazon Detective is available in the following AWS GovCloud (US) Regions:

- AWS GovCloud (US-East)
- AWS GovCloud (US-West)

How Amazon Detective differs

- In GovCloud Regions, Detective does not validate the email address for member accounts, and does not send invitation emails to member accounts.
- When accounts are terminated in AWS, Detective cannot automatically remove them from the behavior graph.

Documentation

- Detective documentation

Export-controlled content

For AWS Services architected within the AWS GovCloud (US) Regions, the following list explains how certain components of data may leave the AWS GovCloud (US) Regions in the normal course of the service offerings. The list can be used as a guide to help meet applicable customer compliance obligations. Data not included in the following list remains within the AWS GovCloud (US) Regions.

- This service can generate metadata from customer-defined configurations. This metadata includes all configuration data in console fields, descriptions, resource names, and tagging information. AWS suggests customers do not enter export-controlled information in those fields.

AWS DevOps Agent in AWS GovCloud (US)

AWS DevOps Agent is an AI-powered, always-available agent that spans release management and production operations, from reviewing release readiness and release testing to investigating and preventing operational issues across AWS, multicloud, and on-premises environments.

The agent learns your resources and their relationships, works with your observability tools, code repositories, and CI/CD pipelines, and correlates telemetry, code, and deployment data to identify root causes and propose mitigations. You interact with the agent through the AWS DevOps Agent web app, the API and CLI, and the third-party tools that you connect to an Agent Space.

Important

When you connect a third-party provider, remote MCP server, or remote agent to an Agent Space, data from your associated accounts may leave the AWS GovCloud (US) Regions. Do not connect these to an Agent Space whose associated accounts contain export-controlled data, unless the provider meets your export compliance requirements.

Region availability

AWS DevOps Agent is available in the following AWS GovCloud (US) Regions:

- AWS GovCloud (US-West)

How AWS DevOps Agent differs

- You can associate only AWS GovCloud (US) accounts with an Agent Space in the AWS GovCloud (US) Regions. Accounts in the standard AWS partition cannot be associated with an AWS GovCloud (US) Agent Space, and AWS GovCloud (US) accounts cannot be associated with an Agent Space in a standard AWS Region.
- To associate another AWS GovCloud (US) account with an Agent Space, the caller must have the `iam:PassRole` permission for the role being associated, with the `iam:PassedToService` condition key set to `aidevops.amazonaws.com`.
- An Agent Space in AWS GovCloud (US-West) can discover and monitor resources in both AWS GovCloud (US-West) and AWS GovCloud (US-East).
- Amazon Resource Names (ARNs) for AWS DevOps Agent resources use the pattern `arn:aws-us-gov:aidevops:us-gov-west-1:`*`account-id`*`:agentspace/`*`agent-space-id`* .
- The endpoint that third-party providers such as GitHub or GitLab use to deliver webhook events to AWS DevOps Agent is `https://us-gov.event-ai.global.api.aws`.
- AWS DevOps Agent uses only foundation models that are available in Amazon Bedrock in the AWS GovCloud (US) Regions. Some agent capabilities use different foundation model versions than in other AWS Regions.
- Interface VPC endpoints (AWS PrivateLink) for the AWS DevOps Agent API endpoints are not available. Use the public Regional endpoints.

- Topology enrichment for Amazon EKS clusters is not available. The topology shows an EKS cluster as a single node and does not include Kubernetes namespaces, pods, or their relationships.
- Sandbox (preview) is not available.
- Release management (release readiness review and release testing) (preview) is not available.
- Signing in to the AWS DevOps Agent web app with AWS IAM Identity Center or with an external identity provider (for example, Okta or Microsoft Entra ID) is not available. To sign in to the web app, use the IAM authentication link from the AWS GovCloud (US) console.
- Persistent cross-session memory for the chat assistant is not available.
- Private connections to third-party or self-hosted tool providers over AWS PrivateLink are not available. Connections to third-party providers use public endpoints.
- AWS CloudTrail data events for AWS DevOps Agent are not available. CloudTrail management events are available.

Documentation

- AWS DevOps Agent documentation

Export-controlled content

For AWS Services architected within the AWS GovCloud (US) Regions, the following list explains how certain components of data may leave the AWS GovCloud (US) Regions in the normal course of the service offerings. The list can be used as a guide to help meet applicable customer compliance obligations. Data not included in the following list remains within the AWS GovCloud (US) Regions.

- AWS DevOps Agent metadata is not permitted to contain export-controlled data. This metadata includes all of the configuration data that you enter when creating and maintaining Agent Spaces, custom agents, skills, and agent instructions.
- Do not enter export-controlled data in the following fields:
  - Agent Space name
  - Agent Space description
  - Custom agent name
  - Custom agent instructions

  - Skill name
  - Agent instruction name
- When you connect a third-party provider (for example, a source-code, CI/CD, observability, or incident-management provider), the agent can send investigation context, telemetry queries, and tool requests to that provider's endpoints when it uses the provider. These requests can include data from your associated accounts. Third-party providers might not offer an AWS GovCloud (US) or FedRAMP-authorized variant, and their endpoints may be located outside the AWS GovCloud (US) Regions. You are responsible for confirming that each provider that you connect meets your compliance requirements.
- When you connect a remote MCP server or remote agent, the agent can send tool invocation payloads to the server URL that you specify when it uses that server or agent. That URL may be located outside the AWS GovCloud (US) Regions.
- When you connect a third-party provider, remote MCP server, or remote agent to an Agent Space, the agent can include content from your chat and from your Agent Space configuration, such as the Agent Space name, in the requests that it sends to that destination. If the destination's endpoints are located outside the AWS GovCloud (US) Regions, do not enter export-controlled data in the chat or in the Agent Space configuration.

Direct Connect in AWS GovCloud (US)

AWS Direct Connect links your internal network to an AWS Direct Connect location over a standard 1 gigabit, 10 gigabit, 100 gigabit, or 400 gigabit Ethernet fiber-optic cable. One end of the cable is connected to your router, the other to an AWS Direct Connect router. With this connection in place, you can create virtual interfaces directly to the AWS cloud and Amazon Virtual Private Cloud, bypassing Internet service providers in your network path.

Region availability

This service is available in the following AWS GovCloud (US) Regions:

- AWS GovCloud (US-West)
- AWS GovCloud (US-East)

How Direct Connect differs

The following differences apply to Direct Connect:

- Using the Direct Connect Gateway connectivity from any Direct Connect location can be established into either or both AWS GovCloud (US) locations. For more information, see https://aws.amazon.com/blogs/publicsector/aws-hybrid-connectivity-sharing-aws-direct-connect-aws-govcloud-us-commercial-regions/
- Direct Connect Gateway is supported between an AWS GovCloud (US) account and a linked standard/commercial AWS account. From your AWS GovCloud (US) account, you can associate a virtual private gateway with an Direct Connect gateway that exists in the linked commercial/standard AWS account.
- Direct Connect Partners do not support Hosted connections to AWS GovCloud (US) Account IDs. When ordering connections through an Direct Connect Partner for a hosted connection, use the commercial account ID.
- To set up an Direct Connect connection to AWS GovCloud (US) Regions, you must use the AWS GovCloud (US) console and the AWS GovCloud (US) credentials associated with your AWS GovCloud (US) account. For instructions about how to provision and configure Direct Connect, see the AWS Direct Connect User Guide.
- Alternatively, you can set up an Direct Connect connection, in a different Region and connect to AWS GovCloud (US) Regions using a public virtual interface and a VPN connection. For more information, see Setting up AWS Direct Connect with a VPN Connection.
- When you create a public virtual interface on your Direct Connect connection associated with any standard Region or AWS GovCloud (US) Region, a data path to AWS GovCloud (US) is made available. Public virtual interface on an Direct Connect connections associated with an AWS China Region do not have a data path to AWS GovCloud (US).
- To access your VPC without using an Amazon VPC VPN (for non-export uses), create an Direct Connect private virtual interface in AWS GovCloud (US) Regions (us-gov-west-1) only, or create an Direct Connect gateway and use any Direct Connect connection from any Direct Connect location.
- An AWS Direct Connect gateway is supported between an AWS GovCloud (US) account and a linked public AWS account. From your AWS GovCloud (US) account, you can associate a virtual private gateway with an AWS Direct Connect gateway that's in the linked account.
- Use the Amazon VPC section of the AWS GovCloud (US) console to set up hardware VPN access to AWS GovCloud (US) Regions over a public virtual interface.
- If you are processing export-controlled workloads, you must configure your Direct Connect connection with a VPN to encrypt data in transit. For detailed instructions about how to create your VPC and VPN, see Adding a Hardware Virtual Private Gateway to Your VPC in the Amazon

VPC User Guide. For instructions about how to configure your on-premises VPN hardware, see the AWS Site-to-Site VPN Network Administrator Guide.

Documentation

AWS Direct Connect documentation.

Export-controlled content

For AWS Services architected within the AWS GovCloud (US) Regions, the following list explains how certain components of data may leave the AWS GovCloud (US) Regions in the normal course of the service offerings. The list can be used as a guide to help meet applicable customer compliance obligations. Data not included in the following list remains within the AWS GovCloud (US) Regions.

- Direct Connect metadata is not permitted to contain export-controlled data. This metadata includes all of the configuration data that you enter when creating and maintaining Direct Connect, such as connection names.
- Do not enter export-controlled data in the following console fields:
  - Connection Name
  - VIF Name

Setting up Direct Connect with a VPN Connection

You can create an Direct Connect connection in a different Region and use a VPN on top of the connection to encrypt all data in transit from your AWS GovCloud (US-West) virtual private cloud (VPC) to your own network.

Step 1: Create a Direct Connect Connection and Virtual Interface

To provision a connection and public virtual interface, follow the steps in the Getting Started with AWS Direct Connect with Direct Connect section of the Direct Connect user guide and ensure that you do the following:

- Submit a connection request at a location in any other supported Region.
- Create a public virtual interface (not a private virtual interface).

Step 2: Verify Your Virtual Public Interface

After you have established virtual public interfaces to the AWS GovCloud (US-West) Region, verify your virtual public interface connection to the AWS GovCloud (US-West) Region by running a traceroute from your on-premises router and verifying that the Direct Connect identifier is in the network trace.

Step 3: Set Up Your VPN Over Your Public Virtual Interface

Create your AWS GovCloud (US-West) VPC and VPN. For detailed instructions on how to create your VPC and VPN, see Adding a Hardware Virtual Private Gateway to Your VPC in the Amazon Virtual Private Cloud User Guide. For instructions on how to configure your on-premises VPN hardware, see Amazon Virtual Private Cloud Network Administrator Guide.

AWS Directory Service in AWS GovCloud (US)

AWS Directory Service for Microsoft Active Directory, also known as AWS Managed Microsoft AD, enables your directory-aware workloads and AWS resources to use managed Active Directory in the AWS Cloud. AWS Managed Microsoft AD is built on actual Microsoft Active Directory and does not require you to synchronize or replicate data from your existing Active Directory to the cloud. You can use standard Active Directory administration tools and take advantage of built-in Active Directory features, such as Group Policy and single sign-on (SSO). With AWS Managed Microsoft AD, you can easily join Amazon EC2 and Amazon RDS for SQL Server instances to your domain, and use AWS Enterprise IT applications such as Amazon WorkSpaces with Active Directory users and groups.

Region availability

This service is available in the following AWS GovCloud (US) Regions:

- AWS GovCloud (US-West)
- AWS GovCloud (US-East)

How AWS Directory Service differs

The following differences apply to AWS Directory Service:

- Only AWS Managed Microsoft AD and AD Connector directory types are supported by AWS Directory Service.

- The following directory types are not available:
  - Simple AD
  - Amazon Cloud Directory
- The following AWS apps and services are not currently supported by AWS Directory Service:
  - Amazon WorkDocs
  - Amazon WorkMail
  - Amazon Chime
  - AWS Management Console
  - Connect Customer is only available in AWS GovCloud (US-West)
  - AWS IAM Identity Center
- The following AWS Managed Microsoft AD features are not currently supported in AWS GovCloud (US):
  - Directory sharing with other AWS accounts
  - AWS Managed Microsoft AD (Hybrid Edition)
- Only signature version 4 signing is supported.
- To connect to AWS Directory Service by using the command line or APIs, use the following endpoints:
  - https://ds-fips.us-gov-west-1.amazonaws.com
  - https://ds.us-gov-west-1.amazonaws.com
  - https://ds-fips.us-gov-east-1.amazonaws.com
  - https://ds.us-gov-east-1.amazonaws.com
- Automatic DNS forwarding is not enabled by default and must be configured.
- The Directory Service Data API is not available.

Documentation

- AWS Directory Service documentation

Export-controlled content

For AWS Services architected within the AWS GovCloud (US) Regions, the following list explains how certain components of data may leave the AWS GovCloud (US) Regions in the normal

course of the service offerings. The list can be used as a guide to help meet applicable customer compliance obligations. Data not included in the following list remains within the AWS GovCloud (US) Regions.

- AWS Directory Service metadata is not permitted to contain export-controlled data. This metadata includes all configuration data that you enter when creating and maintaining your AWS Directory Service directory except passwords.

  Do not enter export-controlled data in the following console fields:

  - Directory aliases
  - Directory description
  - Directory DNS name
  - Netbios name
  - Manual snapshot name
  - Resource tags
  - Description of schema extensions

Amazon DocumentDB (with MongoDB compatibility) in AWS GovCloud (US)

Amazon DocumentDB (with MongoDB compatibility) is a fast, scalable, highly available, and fully managed document database service that supports MongoDB workloads. As a document database, Amazon DocumentDB makes it easy to store, query, and index JSON data.

Amazon DocumentDB is a non-relational database service designed from the ground-up to give you the performance, scalability, and availability you need when operating mission-critical MongoDB workloads at scale. In Amazon DocumentDB, the storage and compute are decoupled, allowing each to scale independently. You can increase the read capacity to millions of requests per second by adding up to 15 low latency read replicas in minutes, regardless of the size of your data.

Region availability

This service is available in the following AWS GovCloud (US) Regions:

- AWS GovCloud (US-West)
- AWS GovCloud (US-East)

How Amazon DocumentDB differs

The following differences apply to Amazon DocumentDB:

- Copying cluster snapshots from other AWS Regions to the AWS GovCloud (US) Regions or from AWS GovCloud (US) Regions to other Regions is not available.
- Amazon DocumentDB elastic clusters are not available.
- The db.t4g and db.r4 instance classes are not available.
- The db.r8g instance class is available in the AWS GovCloud (US-West) Region only and is not available in the AWS GovCloud (US-East) Region.
- Amazon DocumentDB Performance Insights is not available.

Documentation

- Amazon DocumentDB documentation

Export-controlled content

For AWS Services architected within the AWS GovCloud (US) Regions, the following list explains how certain components of data may leave the AWS GovCloud (US) Regions in the normal course of the service offerings. The list can be used as a guide to help meet applicable customer compliance obligations. Data not included in the following list remains within the AWS GovCloud (US) Regions.

- Amazon DocumentDB metadata is not permitted to contain export-controlled data. This metadata includes all configuration data that you enter when creating and maintaining your Amazon DocumentDB cluster except the master password.

  Do not enter export-controlled data in the following fields:

  - Cluster Identifier
  - Instance identifier
  - Master user name
  - Database name
  - Snapshot name
  - Security group name

- Security group description
- Cluster parameter group name
- Cluster parameter group description
- Subnet group name
- Subnet group description
- Resource tags

If you are processing export-controlled data with Amazon DocumentDB, follow these guidelines in order to maintain export compliance:

- When you use the console or the AWS APIs, the only data field that is protected as export-controlled data is the Amazon DocumentDB Master Password.
- After you create your cluster, change the master password of your Amazon DocumentDB cluster by directly using the AWS Management Console or AWS CLI.
- You can enter export-controlled data into any data fields by using your database client-side tools. Do not pass export-controlled data by using the web service APIs that are provided by Amazon DocumentDB.
- To secure export-controlled data in your VPC, set up access control lists (ACLs) to control traffic entering and exiting your VPC. If you have multiple databases configured with different ports, set up ACLs on all the ports.
  - For example, if you're running an application server on an Amazon EC2 instance that connects to an Amazon DocumentDB cluster, a non-U.S. person could reconfigure the DNS to redirect export-controlled data out of the VPC and into any server that might be outside of the AWS GovCloud (US-West) Region.

    To prevent this type of attack and to maintain export compliance, use network ACLs to prevent network traffic from exiting the VPC on the database port. For more information, see Network ACLs in the *Amazon VPC User Guide*.
  - For each database instance that contains export-controlled data, ensure that only specific CIDR ranges and Amazon EC2 security groups can access the cluster, especially when an Internet gateway is attached to the VPC. Only allow connections that are from the AWS GovCloud (US-West) Region or other export-controlled environments to export-controlled clusters.

If you are processing export-controlled data with this service, use the SSL (HTTPS) endpoint to maintain export compliance. For more information, see Service Endpoints.

Amazon DynamoDB in AWS GovCloud (US)

Amazon DynamoDB is a fully managed NoSQL database service that provides fast and predictable performance with seamless scalability. You can use Amazon DynamoDB to create a database table that can store and retrieve any amount of data, and serve any level of request traffic. Amazon DynamoDB automatically spreads the data and traffic for the table over a sufficient number of servers to handle the request capacity specified by the customer and the amount of data stored, while maintaining consistent and fast performance.

Region availability

This service is available in the following AWS GovCloud (US) Regions:

- AWS GovCloud (US-West)
- AWS GovCloud (US-East)

How Amazon DynamoDB differs

The following differences apply to Amazon DynamoDB:

- **Export Table** is not available in the DynamoDB console.
- Global tables multi-Region strong consistency (MRSC) is not available.
- AWS PrivateLink is not available for DynamoDB.

Documentation

- Amazon DynamoDB documentation

Export-controlled content

For AWS Services architected within the AWS GovCloud (US) Regions, the following list explains how certain components of data may leave the AWS GovCloud (US) Regions in the normal course of the service offerings. The list can be used as a guide to help meet applicable customer

compliance obligations. Data not included in the following list remains within the AWS GovCloud (US) Regions.

- DynamoDB metadata is not permitted to contain export-controlled data. This metadata includes all the configuration data that you enter when creating and maintaining your DynamoDB tables, such as table names, hash attribute names, and range attribute names.
- Do not enter export-controlled data in the following fields:
  - Table names
  - Hash attribute names
  - Range attribute names
  - Resource tags

If you are processing export-controlled data with this service, use the SSL (HTTPS) endpoint to maintain export compliance. For more information, see Service Endpoints.

Amazon EC2 Auto Scaling in AWS GovCloud (US)

Amazon EC2 Auto Scaling helps you ensure that you have the correct number of Amazon EC2 instances available to handle the load for your application. You create collections of EC2 instances, called Auto Scaling groups. You can specify the minimum number of instances in each Auto Scaling group, and Amazon EC2 Auto Scaling ensures that your group never goes below this size. You can specify the maximum number of instances in each Auto Scaling group, and Amazon EC2 Auto Scaling ensures that your group never goes above this size.

Region availability

Amazon EC2 Auto Scaling is available in the following AWS GovCloud (US) Regions:

- AWS GovCloud (US-East)
- AWS GovCloud (US-West)

How Amazon EC2 Auto Scaling differs

- Amazon EC2 provides other restrictions. For more information, see Amazon EC2 documentation.
- You can access Amazon EC2 Auto Scaling using the Amazon EC2 Auto Scaling API and command line interface (CLI) as well as the Amazon EC2 console.

- Target tracking using high resolution metrics is not available.

Documentation

- Amazon EC2 Auto Scaling documentation

Export-controlled content

For AWS Services architected within the AWS GovCloud (US) Regions, the following list explains how certain components of data may leave the AWS GovCloud (US) Regions in the normal course of the service offerings. The list can be used as a guide to help meet applicable customer compliance obligations. Data not included in the following list remains within the AWS GovCloud (US) Regions.

- Auto Scaling is not permitted to contain export-controlled data.
- For example, do not enter export-controlled data in the following fields:
  - Capacity group tag names
  - Capacity group tag name values
  - Capacity group names
  - Amazon EC2 Security Group names
  - Scaling policies
  - Launch notifications
  - Notification topics
  - Policy documents

EC2 Image Builder in AWS GovCloud (US)

Amazon Elastic Compute Cloud Image Builder is a fully managed AWS service that makes it easier to automate the creation, management and deployment of customized, secure and up-to-date “golden” server images that are pre-installed and pre-configured with software and settings to meet specific IT standards. You can use the AWS Management Console, AWS CLI or APIs to create “golden” images in your AWS account. The images you build are created in your account and you can configure them for operating system patches on an ongoing basis.

Region availability

Amazon EC2 Image Builder is available in the following AWS GovCloud (US) Regions:

- AWS GovCloud (US-East)
- AWS GovCloud (US-West)

How Amazon EC2 Image Builder differs

- Image Builder doesn't support macOS images.
- The following Image Builder features are not available:
  - Console AI features (Create with AI and Troubleshoot with AI), powered by AWS DevOps Agent
  - Image lifecycle policies
  - AWS Marketplace Software components

Documentation

- Amazon EC2 Image Builder documentation

Export-controlled content

For AWS Services architected within the AWS GovCloud (US) Regions, the following list explains how certain components of data may leave the AWS GovCloud (US) Regions in the normal course of the service offerings. The list can be used as a guide to help meet applicable customer compliance obligations. Data not included in the following list remains within the AWS GovCloud (US) Regions.

- EC2 Image Builder metadata is not permitted to contain export-controlled data. This metadata includes all configuration data that you enter when creating and maintaining your images, components, image recipes, distribution configurations and infrastructure configurations.

  Do not enter export-controlled data in the following console fields:

  - Names
  - Description
  - Resource tags

AWS Elastic Beanstalk in AWS GovCloud (US)

With AWS Elastic Beanstalk, you can quickly deploy and manage applications in the AWS Cloud without worrying about the infrastructure that runs those applications. AWS Elastic Beanstalk reduces management complexity without restricting choice or control. You simply upload your application, and AWS Elastic Beanstalk automatically handles the details of capacity provisioning, load balancing, scaling, and application health monitoring.

Region availability

AWS Elastic Beanstalk is available in the following AWS GovCloud (US) Regions:

- AWS GovCloud (US-East)
- AWS GovCloud (US-West)

How AWS Elastic Beanstalk differs

There are no differences for this service.

Documentation

- AWS Elastic Beanstalk documentation

Export-controlled content

For AWS Services architected within the AWS GovCloud (US) Regions, the following list explains how certain components of data may leave the AWS GovCloud (US) Regions in the normal course of the service offerings. The list can be used as a guide to help meet applicable customer compliance obligations. Data not included in the following list remains within the AWS GovCloud (US) Regions.

- The following AWS Elastic Beanstalk metadata fields:
  - Application Name
  - Environment Name
  - Option Settings

Amazon Elastic Block Store (Amazon EBS) in AWS GovCloud (US)

Amazon Elastic Block Store (Amazon EBS) provides block level storage volumes for use with EC2 instances. EBS volumes are highly available and reliable storage volumes that can be attached to any running instance that is in the same Availability Zone. EBS volumes that are attached to an EC2 instance are exposed as storage volumes that persist independently from the life of the instance. With Amazon EBS, you pay only for what you use.

Region availability

This service is available in the following AWS GovCloud (US) Regions:

- AWS GovCloud (US-West)
- AWS GovCloud (US-East)

How Amazon Elastic Block Store differs

The following differences apply to Amazon Elastic Block Store:

- The copy snapshot commands can be used, but only allow you to copy snapshots available to your account within AWS GovCloud (US) Regions. If you specify a source or destination Region to copy to or from, the commands will return an error.
- Use SSL (HTTPS) when you make calls to the service in AWS GovCloud (US) Regions. In other AWS Regions, you can use HTTP or HTTPS.
- Amazon EBS Multi-Attach is not available.

Documentation

- Amazon EBS Snapshot Lifecycle
- Amazon Elastic Block Store documentation

Export-controlled content

For AWS Services architected within the AWS GovCloud (US) Regions, the following list explains how certain components of data may leave the AWS GovCloud (US) Regions in the normal

course of the service offerings. The list can be used as a guide to help meet applicable customer compliance obligations. Data not included in the following list remains within the AWS GovCloud (US) Regions.

- Amazon EBS metadata is not permitted to contain export-controlled data. This metadata includes all configuration data that you enter when creating and maintaining your Amazon EBS volumes.
- Do not enter export-controlled data in the following fields:
  - Volume names
  - Snapshot names
  - Image names
  - Image descriptions

Amazon Elastic Compute Cloud (Amazon EC2) in AWS GovCloud (US)

Amazon Elastic Compute Cloud (Amazon EC2) is a web service that provides resizeable computing capacity—literally, servers in Amazon's data centers—that you use to build and host your software systems.

Region availability

This service is available in the following AWS GovCloud (US) Regions:

- AWS GovCloud (US-West)
- AWS GovCloud (US-East)

How Amazon EC2 differs

The following differences apply to Amazon EC2:

General differences

- Use SSL (HTTPS) when you make calls to the service in AWS GovCloud (US) Regions. In other AWS Regions, you can use HTTP or HTTPS.

- Use SSL (HTTPS) when generating key pairs using ec2-create-keypair and CreateKeyPair commands.
- To import your own set of key pairs, follow the instructions in Create a key pair using a third-party tool and import the public key to Amazon EC2.

Billing and purchasing differences

- Capacity reservation status columns are available only in AWS Cost and Usage Report (CUR) 2.0. In legacy AWS Cost and Usage Reports, cancellation charges for future-dated Capacity Reservations are included in `UnusedBox` charges.
- Reserved Instance resale is not available.
- Savings Plans can't be purchased from AWS GovCloud (US) accounts, but can be purchased in any standard account and applied to usage.
- Spot Instance data feed is not available.
- When you use the launch instance wizard in the console to launch an instance using an AWS Marketplace AMI, we don't automatically subscribe you to the AMI as we do in other AWS Regions. Instead, when you choose the AMI, choose **Subscribe with Marketplace** to open the AWS Marketplace to subscribe.
- The AWS Certificate Manager (ACM) for Nitro Enclaves AMI is not available from the AWS Marketplace. ACM for Nitro Enclaves must be installed from the Amazon Linux Extras repository.
- The Nitro Enclaves Developer AMI is not available from the AWS Marketplace.

Image differences

- AMI copy and snapshot copy do not support migrating AMIs and snapshots from another AWS Region into AWS GovCloud (US) Regions. For information about how to migrate your AMIs from another AWS Region into AWS GovCloud (US) Regions, see How VM Import/Export Differs for AWS GovCloud (US).
- When using the Amazon EC2 AMI tools, AWS GovCloud (US) Regions uses a non-default public key certificate to encrypt AMI manifests. The ec2-bundle-image, ec2-bundle-vol, ec2-migrate-bundle, and ec2-migrate-manifest commands require the `--ec2cert $EC2_AMITOOL_HOME/etc/ec2/amitools/cert-ec2-gov.pem` option.
- The `lastLaunchedTime` AMI attribute is not available.

Instance differences

- The get-console-screenshot CLI command is not available.
- Get instance screenshot is not available.
- On-Demand Instance hibernation is not available.
- EC2 Instance Connect will not work if your Linux instance has SELinux enabled in enforcing mode. The process for enabling or disabling SELinux varies across Linux distributions. For information about how to check the status of SELinux on your instance, or to enable or disable SELinux, see the relevant operating system guide for your instance.
- EC2 CPU Optimization is currently API-only.
- Attestation documents used by Nitro Enclaves are signed by the AWS Nitro Attestation Public Key Infrastructure (PKI). You can verify that the attestation documents are signed by the Nitro Attestation PKI. For more information, see Verifying the root of trust in the *AWS Nitro Enclaves User Guide*.
  - The root certificate for the Nitro Attestation PKI is unique for each partition. The root certificate for the `aws-us-gov` partition is as follows:

```
-----BEGIN CERTIFICATE-----
MIICIDCCAaWgAwIBAgIQP+wUYfyWFFRko9PR00zhZzAKBggqhkjOPQQDAzBQMQsw
CQYDVQQGEwJVUzEPMA0GA1UECgwGQW1hem9uMQwwCgYDVQQLDANBV1MxIjAgBgNV
BAMMGWF3cy11cy1nb3Yubml0cm8tZW5jbGF2ZXMwIBcNMjAwOTEwMTIwMzQ2WhgP
MjA1MDA5MTAxMzAzNDZaMFAxCzAJBgNVBAYTAlVTMQ8wDQYDVQQKDAZBbWF6b24x
DDAKBgNVBAsMA0FXUzEiMCAGA1UEAwwZYXdzLXVzLWdvdi5uaXRyby1lbmNsYXZl
czB2MBAGByqGSM49AgEGBSuBBAAiA2IABCzkRJcZVx7Sg2yXXkl0Nqj9o1ECZNAh
0L8/90ATZXAaS1rxA1ti1F3wE86PGsh2UiQIYXiMu81l5kO7775gPuLsgYcGMO/J
0t08BHI8s3+JmjxTlA+/UyAqEmj7fD5CbKNCMEAwDwYDVR0TAQH/BAUwAwEB/zAd
BgNVHQ4EFgQUUKIzFk2FAlhihuQexsqOxZ5ZjF0wDgYDVR0PAQH/BAQDAgGGMAoG
CCqGSM49BAMDA2kAMGYCMQD9bO9epcf5kMSdsHcyNJXs4bo07wvTIOwnxN41t5eE
SDyXtUei++RebAbI9Viap2gCMQC7PVZ6Kpg0+N9k+DDpksoJv7gx6YwCqKsmTfU/
WigyQlpyJUrWapqk0afDA4lef14=
-----END CERTIFICATE-----
```

  - The Nitro Attestation PKI root certificate for the `aws-us-gov` partition has a subject as follows:

```
CN=aws-us-gov.nitro-enclaves, C=US, O=Amazon, OU=AWS
```

Networking differences

- When you launch an instance using the ec2-run-instances CLI command or RunInstances API operation, you must specify the `subnet` parameter.
- By default, enhanced networking is not enabled on Windows Server 2012 R2 AMIs. For more information, see Optimize network performance on EC2 Windows instances.

How VM Import/Export differs

The following differences apply to VM Import/Export:

- When using VM Import:
  - If your account is set up as default VPC, then your default VPC will be the target for your import.
  - If your account is not set up as default VPC, then you will need to specify an Availability Zone and subnet. To specify a subnet to use when you create the import task, use the `--subnet 0` option and `–z 1` option (specifying the Availability Zone corresponding to the subnet ID) with the ec2-import-instance command.
- When using VM Export:
  - The Amazon EC2 instance must have been previously imported using VM Import.
  - The Amazon S3 bucket for the destination image must exist and must have WRITE and READ_ACP permissions granted to the AWS GovCloud (US) account with canonical ID: af913ca13efe7a94b88392711f6cfc8aa07c9d1454d4f190a624b126733a5602.
  - To export an instance, you can use the ec2-create-instance-export-task command. For more information, see Exporting an instance as a VM using VM Import/Export.

Determining if your account has a default VPC

Your account might have a default VPC. If your account doesn't have a default VPC, you must create a VPC before you can launch EC2 instances. For more information, see Virtual private clouds for your EC2 instances in the *Amazon EC2 User Guide*.

If you don't want a default VPC for your AWS GovCloud (US) account, you can delete the default VPC and default subnets. The default VPC and subnets will not be recreated. However, you still need to create a VPC before launching instances.

If you deleted your default VPC, you can create a new one. For more information, see Create a default VPC in the *Amazon VPC User Guide*.

If your account doesn't have a default VPC but you want a default VPC, you can submit a request by completing the AWS GovCloud (US) – Contact Us form. In the form, include your AWS GovCloud (US-West) account ID and indicate that you want to enable your account for a default VPC.

Documentation

The following documentation is based on the public AWS documentation. As you read this documentation, you should consider how Amazon EC2 differs for AWS GovCloud (US) Regions, as described in this topic. Also, some features and new functionality described in this documentation might not be available in the current release of AWS GovCloud (US) Regions. There are other differences, such as links, endpoints, and screenshots.

- Amazon EC2 documentation

Export-controlled content

For AWS Services architected within the AWS GovCloud (US) Regions, the following list explains how certain components of data may leave the AWS GovCloud (US) Regions in the normal course of the service offerings. The list can be used as a guide to help meet applicable customer compliance obligations. Data not included in the following list remains within the AWS GovCloud (US) Regions.

- Amazon EC2 metadata is not permitted to contain export-controlled data. This metadata includes all configuration data that you enter when creating and maintaining your instances.
- Do not enter export-controlled data in the following fields:
  - Instance names
  - AMI descriptions
  - Resource tags
- Key pairs created using HTTP.
- When using VM Import, you may not enter any export-controlled data as part of CLI arguments, paths, or OS disk images. Any data that is export-controlled should be encrypted and placed in partitions other than root and boot.
- If importing export-controlled images, do not use pre-signed URLs for the CLI argument `0`.

Amazon Elastic Container Registry (Amazon ECR) in AWS GovCloud (US)

Amazon Elastic Container Registry (Amazon ECR) is a fully managed Docker container registry that makes it easy for developers to store, manage, and deploy Docker container images.

Region availability

Amazon Elastic Container Registry (ECR) is available in the following AWS GovCloud (US) Regions:

- AWS GovCloud (US-East)
- AWS GovCloud (US-West)

How Amazon Elastic Container Registry (ECR) differs

- Amazon ECR Dual-layer server-side encryption with AWS KMS (DSSE-KMS) is available.
- Amazon ECR to Amazon ECR pull through cache rules are available only within the same partition.
- Amazon ECR public registries are not available.
- The Amazon ECR Public Gallery isn't hosted in AWS GovCloud (US). However, if external internet access is available, you should be able to reach and pull container images from the gallery.
- Global tokens for private registry authentication are not available.

Documentation

Amazon Elastic Container Registry documentation.

Export-controlled content

For AWS Services architected within the AWS GovCloud (US) Regions, the following list explains how certain components of data may leave the AWS GovCloud (US) Regions in the normal course of the service offerings. The list can be used as a guide to help meet applicable customer compliance obligations. Data not included in the following list remains within the AWS GovCloud (US) Regions.

- Do not enter export-controlled data in the following fields:

- Repository name
- Image tag
- Image manifest
- Lifecycle policy
- Repository policy

Amazon Elastic Container Service (Amazon ECS) in AWS GovCloud (US)

Amazon Elastic Container Service (Amazon ECS) is a highly scalable, fast, container management service that makes it easy to run, stop, and manage Docker containers on a cluster of Amazon EC2 instances.

Region availability

This service is available in the following AWS GovCloud (US) Regions:

- AWS GovCloud (US-West)
- AWS GovCloud (US-East)

How Amazon Elastic Container Service differs

The following differences apply to Amazon Elastic Container Service:

- The Amazon ECS-optimized AMI variant of the Bottlerocket operating system is not available when launching Amazon ECS container instances.

Documentation

- Amazon Elastic Container Service documentation

Export-controlled content

For AWS Services architected within the AWS GovCloud (US) Regions, the following list explains how certain components of data may leave the AWS GovCloud (US) Regions in the normal

course of the service offerings. The list can be used as a guide to help meet applicable customer compliance obligations. Data not included in the following list remains within the AWS GovCloud (US) Regions.

- Do not enter export-controlled data in the following fields:
  - Cluster name
  - Service name
  - Attribute name
  - Attribute value
  - Task definitions
  - Task group
  - Task overrides
  - Task started by
  - Placement constraints

AWS Elastic Disaster Recovery in AWS GovCloud (US)

AWS Elastic Disaster Recovery minimizes downtime and data loss with fast, reliable recovery of on-premises and cloud-based applications using affordable storage, minimal compute, and point-in-time recovery.

Region availability

AWS Elastic Disaster Recovery (DRS) is available in the following AWS GovCloud (US) Regions:

- AWS GovCloud (US-East)
- AWS GovCloud (US-West)

How AWS Elastic Disaster Recovery (DRS) differs

- In AWS GovCloud (US) Regions, you must launch all Amazon EC2 instances for recovery, drill, failback and AWS Elastic Disaster Recovery service resources in an Amazon Virtual Private Cloud (Amazon VPC). In some cases, your account might have a default VPC; otherwise, you must create a VPC before launching instances or setting up the AWS Elastic Disaster Recovery staging area.

- Use SSL (HTTPS) or Federal Information Processing System (FIPS) protocols when you make calls to the service in the AWS GovCloud (US) Regions (us-gov-west-1, us-gov-east-1). In other AWS Regions, you can use HTTP or HTTPS.
- Cross-Partition failback features between commercial and AWS GovCloud (US) partitions are not available. Cross-Region failback features within the AWS GovCloud (US) partition are available between AWS GovCloud (US) Regions (us-gov-west-1 and us-gov-east-1).
- AWS Elastic Disaster Recovery source servers can only be extended to other GovCloud AWS accounts when using multiple staging accounts.
- AWS Elastic Disaster Recovery trusted account features are only supported between other GovCloud AWS accounts.
- The Provisioned IOPS SSD (io2) EBS volume type is not available in the AWS GovCloud (US) Regions.
- AWS Elastic Disaster Recovery leverages the following AWS services in AWS GovCloud (US). Please refer to the individual service for GovCloud differentiators:
  - Amazon EC2
  - AWS Key Management Service
  - Amazon EBS
  - Amazon VPC
  - AWS Direct Connect
  - AWS Site-to-Site VPN
  - AWS Systems Manager
  - Cloudwatch

Documentation

- AWS Elastic Disaster Recovery documentation

Determining if your account has a default Amazon VPC

In AWS GovCloud (US) Regions, you must launch all Amazon EC2 instances in an Amazon Virtual Private Cloud (Amazon VPC). In some cases, your account might have a default VPC, where you launch all your Amazon EC2 instances. If your account doesn't have a default VPC, you must create

a VPC before you can launch Amazon EC2 instances. For more information, see What is Amazon VPC? in the Amazon VPC User Guide.

If you don't want a default VPC for your AWS Elastic Disaster Recovery account in AWS GovCloud (US), you can delete the default VPC and default subnets. The default VPC and subnets will not be recreated. However, you still need to create a VPC before launching instances.

If you deleted your default VPC, you can create a new one. For more information, see Creating a Default VPC.

Export-controlled content

For AWS Services architected within the AWS GovCloud (US) Regions, the following list explains how certain components of data may leave the AWS GovCloud (US) Regions in the normal course of the service offerings. The list can be used as a guide to help meet applicable customer compliance obligations. Data not included in the following list remains within the AWS GovCloud (US) Regions.

- Amazon EC2 metadata is not permitted to contain export-controlled data. This metadata includes all configuration data that you enter when creating and maintaining your AWS Elastic Disaster Recovery source servers.
- Do not enter export-controlled data in the following fields:
  - Source server names
  - Key and Value of Tags associated with your resources.
  - Name and Description of Security Groups and Security Group Rules
  - Refer to AWS Elastic Disaster Recovery leveraged AWS services for service-specific export-controlled data fields.

Amazon Elastic File System (Amazon EFS) in AWS GovCloud (US)

Amazon EFS provides file storage for use with Amazon EC2 instances. The service is designed to be highly scalable, highly available, and highly durable. The service manages all the file storage infrastructure for you, meaning that you can avoid the complexity of deploying, patching, and maintaining complex file system configurations.

Region availability

Amazon Elastic File System (EFS) is available in the following AWS GovCloud (US) Regions:

- AWS GovCloud (US-East)
- AWS GovCloud (US-West)

How Amazon Elastic File System (EFS) differs

There are no differences for this service.

Documentation

- Amazon Elastic File System documentation

Export-controlled content

For AWS Services architected within the AWS GovCloud (US) Regions, the following list explains how certain components of data may leave the AWS GovCloud (US) Regions in the normal course of the service offerings. The list can be used as a guide to help meet applicable customer compliance obligations. Data not included in the following list remains within the AWS GovCloud (US) Regions.

- Do not enter export-controlled data into the following fields:
  - Resource Tags

Amazon Elastic Kubernetes Service (Amazon EKS) in AWS GovCloud (US)

Amazon Elastic Kubernetes Service (Amazon EKS) is a managed service that makes it easy for you to run Kubernetes on AWS without needing to stand up or maintain your own Kubernetes control plane. Kubernetes is an open-source system for automating the deployment, scaling, and management of containerized applications.

Region availability

This service is available in the following AWS GovCloud (US) Regions:

- AWS GovCloud (US-West)
- AWS GovCloud (US-East)

How Amazon EKS differs

The following differences apply to Amazon EKS:

- Amazon EKS on Fargate isn't available.
- Amazon Managed Service for Prometheus isn't available.
- Amazon EKS Anywhere isn't available.
- Amazon EKS Hybrid Nodes isn't available.
- Amazon Application Recovery Controller's (ARC) Zonal Shift in Amazon EKS is supported.

Documentation

- Amazon EKS documentation

Export-controlled content

For AWS Services architected within the AWS GovCloud (US) Regions, the following list explains how certain components of data may leave the AWS GovCloud (US) Regions in the normal course of the service offerings. The list can be used as a guide to help meet applicable customer compliance obligations. Data not included in the following list remains within the AWS GovCloud (US) Regions.

- Do not enter export-controlled data in the following fields:
  - Cluster name
  - Fargate profile name
  - Node group name

If you are processing export-controlled data with this service, use the SSL (HTTPS) endpoint to maintain export compliance. For more information, see Service Endpoints.

Elastic Load Balancing in AWS GovCloud (US)

Elastic Load Balancing automatically distributes your incoming application traffic across multiple targets, such as EC2 instances. It monitors the health of registered targets and routes traffic only to the healthy targets.

Elastic Load Balancing supports the following types of load balancers: Application Load Balancers, Network Load Balancers, Gateway Load Balancers, and Classic Load Balancers. All four types of load balancers are supported.

> **Note**
>
> Some features of Elastic Load Balancing (ELB) TLS do not support FIPS 140-3 requirements by default. When using the Classic or Network Load Balancer, you can pass TCP traffic and terminate TLS on your target (for example, web server), that is configured to support FIPS 140-3 requirements. Application Load Balancer (ALB) supports selecting FIPS algorithms.

Region availability

This service is available in the following AWS GovCloud (US) Regions:

- AWS GovCloud (US-West)
- AWS GovCloud (US-East)

How Elastic Load Balancing differs

The following differences apply to Elastic Load Balancing:

- When using the legacy bucket policy, specify the following AWS account IDs in the policy to grant Elastic Load Balancing permission to write logs to your S3 bucket:

Region	Elastic Load Balancing account ID
AWS GovCloud (US-East)	190560391635
AWS GovCloud (US-West)	048591011584

- Export data must be encrypted in transit outside of the export boundary. Because Elastic Load Balancing uses global DNS servers, export traffic across Elastic Load Balancing must be encrypted.
- Cognito authentication is not available.

Documentation

- Elastic Load Balancing documentation

Export-controlled content

For AWS Services architected within the AWS GovCloud (US) Regions, the following list explains how certain components of data may leave the AWS GovCloud (US) Regions in the normal course of the service offerings. The list can be used as a guide to help meet applicable customer compliance obligations. Data not included in the following list remains within the AWS GovCloud (US) Regions.

- All customer parameters provided as input to Elastic Load Balancing (via console, APIs, or other mechanism) are not permitted to contain export-controlled data. Examples include the names of load balancers and the names of load balancer policies.
- Do not enter export-controlled data in the following fields:
  - Resource tags

If you are processing export-controlled data with this service, use the SSL (HTTPS) endpoint to maintain export compliance. For more information, see Service Endpoints.

Amazon EMR in AWS GovCloud (US)

Amazon EMR is a cloud big data platform for running large-scale distributed data processing jobs, interactive SQL queries, and machine learning (ML) applications using open-source analytics frameworks such as Apache Spark, Apache Hive, and Presto.

For information related to Release history, refer to Amazon EMR Release Information.

Region availability

Amazon Elastic MapReduce (EMR) is available in the following AWS GovCloud (US) Regions:

- AWS GovCloud (US-East)
- AWS GovCloud (US-West)

How Amazon Elastic MapReduce (EMR) differs

- MapR distributions are currently not supported.
- In AWS GovCloud (US) Regions, you launch all Amazon EMR job flows in Amazon Virtual Private Cloud (Amazon VPC). For information about configuring an Amazon VPC that can run a job flow, see Set up a VPC to host clusters.
- Launching a job flow with debugging is not currently supported.
- Auto-termination for idle clusters using an auto-termination policy is not available.
- Amazon EMR on EKS on Fargate is not available.
- Amazon EMR with AWS Lake Formation is not available.

Documentation

- Amazon EMR documentation

Export-controlled content

For AWS Services architected within the AWS GovCloud (US) Regions, the following list explains how certain components of data may leave the AWS GovCloud (US) Regions in the normal course of the service offerings. The list can be used as a guide to help meet applicable customer compliance obligations. Data not included in the following list remains within the AWS GovCloud (US) Regions.

- Amazon EMR metadata is not permitted to contain export-controlled data. This metadata includes all configuration data that you enter when creating and maintaining your job flows.
- Do not enter export-controlled data in Amazon EMR when doing the following:
  - Naming a job flow
  - Specifying a file location
  - Naming a bootstrap action
  - Providing arguments
  - Resource tags

- (Amazon EMR metadata and logs are not permitted to contain export-controlled data.) If you are processing export-controlled data with this service, use the SSL (HTTPS) endpoint to maintain export compliance. For more information, see Service Endpoints.

Amazon ElastiCache in AWS GovCloud (US)

Amazon ElastiCache makes it easy to set up, manage, and scale distributed in-memory cache environments in the AWS Cloud. It provides a high performance, resizable, and cost-effective in-memory cache, while removing complexity associated with deploying and managing a distributed cache environment. ElastiCache works with the Valkey, Memcached and Redis OSS engines. To see which works best for you, see the Comparing Valkey, Memcached, and Redis OSS self-designed caches topic in the ElastiCache user guide.

Region availability

Amazon ElastiCache is available in the following AWS GovCloud (US) Regions:

- AWS GovCloud (US-East)
- AWS GovCloud (US-West)

How Amazon ElastiCache differs

The following differences apply to Amazon ElastiCache:

- Amazon ElastiCache Data tiering is not available.

- All ElastiCache instances must be launched in an Amazon VPC.
- ElastiCache clusters have a preferred weekly maintenance window. For information about the time blocks, see Cache Engine Version Management.
- The r6gd node type is not available.

Documentation

- Amazon ElastiCache documentation

Export-controlled content

For AWS Services architected within the AWS GovCloud (US) Regions, the following list explains how certain components of data may leave the AWS GovCloud (US) Regions in the normal course of the service offerings. The list can be used as a guide to help meet applicable customer compliance obligations. Data not included in the following list remains within the AWS GovCloud (US) Regions.

- Unencrypted data stored in a cache cluster may not contain export-controlled data.
- ElastiCache metadata is not permitted to contain export-controlled data. This metadata includes all the configuration data that you enter when creating and maintaining your ElastiCache clusters.
- Do not enter export-controlled data in the following fields:
  - Cluster instance identifier
  - Cluster name
  - Cluster snapshot name
  - Cluster security group name
  - Cluster security group description
  - Cluster parameter group name
  - Cluster parameter group description
  - Cluster subnet group name
  - Cluster subnet group description
  - Replication group name
  - Replication group description

If you are processing export-controlled data with ElastiCache, follow these guidelines in order to maintain export compliance:

- To secure export-controlled data in your VPC, set up access control lists (ACLs) to control traffic entering and exiting your VPC. If you have multiple databases configured with different ports, set up ACLs on all the ports.
  - For example, if you're running an application server on an Amazon EC2 instance that connects to an ElastiCache cluster, a non-U.S. person could reconfigure the DNS to redirect export-

controlled data out of the VPC and into any server that could possibly be outside of AWS GovCloud (US) Regions

  - To prevent this type of attack and to maintain export compliance, use network ACLs to prevent network traffic from exiting the VPC on the database port. For more information, see Network ACLs in the Amazon VPC User Guide.
- For each cluster that contains export-controlled data, ensure that only specific CIDR ranges and Amazon EC2 security groups can access the database instance, especially when an Internet gateway is attached to the VPC. Only allow connections that are from AWS GovCloud (US) Regions or other export-controlled environments to export-controlled clusters.

ElastiCache requires the use of the SSL (HTTPS) endpoint for service API calls. For more information, see Service Endpoints.

AWS Elemental MediaConvert in AWS GovCloud (US)

AWS Elemental MediaConvert is a file-based video processing service that provides scalable video processing for content owners and distributors with media libraries of any size. MediaConvert offers advanced features that enable premium content experiences.

Region availability

AWS Elemental MediaConvert is available in the following AWS GovCloud (US) Regions:

- AWS GovCloud (US-West)

How AWS Elemental MediaConvert differs

There are no differences for this service.

Documentation

- AWS Elemental MediaConvert documentation

Export-controlled content

For AWS Services architected within the AWS GovCloud (US) Regions, the following list explains how certain components of data may leave the AWS GovCloud (US) Regions in the normal

course of the service offerings. The list can be used as a guide to help meet applicable customer compliance obligations. Data not included in the following list remains within the AWS GovCloud (US) Regions.

- This service can generate metadata from customer-defined configurations. AWS suggests customers do not enter export-controlled information in console fields, descriptions, resource names, and tagging information.

AWS End User Messaging in AWS GovCloud (US)

AWS End User Messaging is an AWS service that you can use to engage with you customers across multiple messaging channels. You can use AWS End User Messaging to send push notifications, SMS text messages, and voice messages.

Region availability

This service is available in the following AWS GovCloud (US) Regions:

- AWS GovCloud (US-West)
- AWS GovCloud (US-East)

How AWS End User Messaging differs

The following differences apply to AWS End User Messaging:

- AWS End User Messaging SMS and Voice V2 API: Text to voice messages are only supported in AWS GovCloud (US-West).

Documentation

AWS End User Messaging SMS documentation, AWS End User Messaging SMS and voice v2 API documentation, and AWS End User Messaging Push documentation.

Export-controlled content

For AWS Services architected within the AWS GovCloud (US) Regions, the following list explains how certain components of data may leave the AWS GovCloud (US) Regions in the normal course of the service offerings. The list can be used as a guide to help meet applicable customer

compliance obligations. Data not included in the following list remains within the AWS GovCloud (US) Regions.

- Customer user cases
- Do not enter export-controlled data in the following fields:
  - Registrations

Amazon EventBridge in AWS GovCloud (US)

Amazon EventBridge is a serverless event bus service that makes it easy to connect your applications with data from a variety of sources. EventBridge delivers a stream of real-time data from your own applications, and AWS services and routes that data to targets such as AWS Lambda. You can set up routing rules to determine where to send your data to build application architectures that react in real time to all of your data sources. EventBridge allows you to build event driven architectures, which are loosely coupled and distributed.

Region availability

This service is available in the following AWS GovCloud (US) Regions:

- AWS GovCloud (US-West)
- AWS GovCloud (US-East)

How Amazon EventBridge differs

The following differences apply to Amazon EventBridge:

- Use SSL (HTTPS) when you make calls to the service in AWS GovCloud (US) Regions. In other AWS Regions, you can use HTTP or HTTPS.
- Amazon API Gateway is not available as an event bus target.
- API destinations are not available.
- EventBridge Pipes is not available.

Documentation

- Amazon EventBridge documentation

Export-controlled content

For AWS Services architected within the AWS GovCloud (US) Regions, the following list explains how certain components of data may leave the AWS GovCloud (US) Regions in the normal course of the service offerings. The list can be used as a guide to help meet applicable customer compliance obligations. Data not included in the following list remains within the AWS GovCloud (US) Regions.

- No data will leave the AWS GovCloud (US) Regions for this service.

AWS Fargate in AWS GovCloud (US)

AWS Fargate is a compute engine for Amazon ECS that lets you run containers in production without deploying or managing servers. Fargate lets you focus on designing and building your applications instead of managing the infrastructure that runs them.

Region availability

AWS Fargate is available in the following AWS GovCloud (US) Regions:

- AWS GovCloud (US-East)
- AWS GovCloud (US-West)

How AWS Fargate differs

- Amazon EKS on Fargate is not available in AWS GovCloud (US).

Documentation

- Amazon ECS User Guide for AWS Fargate documentation

Export-controlled content

For AWS Services architected within the AWS GovCloud (US) Regions, the following list explains how certain components of data may leave the AWS GovCloud (US) Regions in the normal course of the service offerings. The list can be used as a guide to help meet applicable customer

compliance obligations. Data not included in the following list remains within the AWS GovCloud (US) Regions.

- This service can generate metadata from customer-defined configurations. AWS suggests customers do not enter export-controlled information in console fields, descriptions, resource names, and tagging information.

AWS Fault Injection Service in AWS GovCloud (US)

AWS Fault Injection Service (AWS FIS) is a managed service that enables you to perform fault injection experiments on your AWS workloads. Fault injection is based on the principles of chaos engineering. These experiments stress an application by creating disruptive events so that you can observe how your application responds. You can then use this information to improve the performance and resiliency of your applications so that they behave as expected.

Region availability

AWS Fault Injection Service is available in the following AWS GovCloud (US) Regions:

- AWS GovCloud (US-East)
- AWS GovCloud (US-West)

How AWS Fault Injection Service differs

- The AWS FIS Experiment Schedule feature is not available in AWS GovCloud (US).
- AWS FIS experiment report configuration is not available in AWS GovCloud (US).

Documentation

- AWS Fault Injection Service documentation

Export-controlled content

For AWS Services architected within the AWS GovCloud (US) Regions, the following list explains how certain components of data may leave the AWS GovCloud (US) Regions in the normal course of the service offerings. The list can be used as a guide to help meet applicable customer

compliance obligations. Data not included in the following list remains within the AWS GovCloud (US) Regions.

AWS Fault Injection Service metadata is not permitted to contain export-controlled data. This metadata includes:

- Experiment templates
- Experiment tags

AWS Firewall Manager in AWS GovCloud (US)

AWS Firewall Manager simplifies your administration and maintenance tasks across multiple accounts and resources for AWS WAF, AWS Shield Advanced, Amazon VPC security groups, and AWS Network Firewall. With Firewall Manager, you set up your AWS WAF firewall rules, Shield Advanced protections, Amazon VPC security groups, Network Firewall firewalls, and DNS Firewall rule group associations just once. The service automatically applies the rules and protections across your accounts and resources, even as you add new resources.

Region availability

This service is available in the following AWS GovCloud (US) Regions:

- AWS GovCloud (US-West)
- AWS GovCloud (US-East)

How AWS Firewall Manager differs

The following differences apply to AWS Firewall Manager:

- AWS Marketplace managed rule groups for AWS WAF cannot be used with Firewall Manager security policies in AWS GovCloud (US). Managed rule groups are collections of predefined, ready-to-use rules that AWS and AWS Marketplace sellers write and maintain for you. AWS managed rule groups are provided free of charge with AWS WAF and are available for use in AWS GovCloud (US) with Firewall Manager security policies. AWS Marketplace rule groups are provided for subscription by AWS Marketplace sellers and are not available for use in AWS GovCloud (US) with Firewall Manager.

- Firewall Manager security policies for AWS WAF cannot be enabled on Amazon CloudFront distributions in AWS GovCloud (US).
- Firewall Manager does not support AWS Shield Advanced or AWS WAF Classic.

Documentation

AWS Firewall Manager documentation.

Export-controlled content

For AWS Services architected within the AWS GovCloud (US) Regions, the following list explains how certain components of data may leave the AWS GovCloud (US) Regions in the normal course of the service offerings. The list can be used as a guide to help meet applicable customer compliance obligations. Data not included in the following list remains within the AWS GovCloud (US) Regions.

- AWS Firewall Manager metadata is not permitted to contain export-controlled data. For example, do not enter export-controlled data into user input fields such as the following:
  - Firewall Manager policy name
  - Resource Tag/Key values

Amazon FSx in AWS GovCloud (US)

Amazon FSx makes it easy and cost effective to launch and run popular file systems. With Amazon FSx, you can leverage the rich feature sets and fast performance of widely-used open source and commercially-licensed file systems, while avoiding time-consuming administrative tasks like hardware provisioning, software configuration, patching, and backups. It provides cost-efficient capacity and high levels of reliability, and it integrates with other AWS services so that you can manage and use the file systems in cloud-native ways. Amazon FSx let you choose between three widely-used file systems: NetApp ONTAP, Windows File Server, and Lustre.

Region availability

This service is available in the following AWS GovCloud (US) Regions:

- AWS GovCloud (US-West)

- AWS GovCloud (US-East)

How Amazon FSx differs

The following differences apply to Amazon FSx:

- Amazon FSx for Lustre Persistent 2 with the Intelligent-Tiering storage class is not available.
- For Amazon FSx for OpenZFS, the following features are not available:
  - Single-AZ 2 deployment type
  - Amazon S3 access points
- Amazon File Cache is not available for Amazon FSx.

Documentation

- Amazon FSx documentation

Export-controlled content

For AWS Services architected within the AWS GovCloud (US) Regions, the following list explains how certain components of data may leave the AWS GovCloud (US) Regions in the normal course of the service offerings. The list can be used as a guide to help meet applicable customer compliance obligations. Data not included in the following list remains within the AWS GovCloud (US) Regions.

- Resource Tags.
- ClientRequestTokens.
- FSx for Windows File Server file system configuration fields:
  - Self-managed Active Directory user names
  - Self-managed Active Directory domain names
  - Self-managed Active Directory organizational unit distinguished names
  - DNS aliases
- FSx for Lustre file system configuration fields:
  - S3 import and export data paths

AWS Glue in AWS GovCloud (US)

AWS Glue is a fully managed extract, transform, and load (ETL) service that makes it easy for customers to prepare and load their data for analytics. You can create and run an ETL job with a few clicks in the AWS Management Console. You simply point AWS Glue to your data stored on AWS, and AWS Glue discovers your data and stores the associated metadata (e.g. table definition and schema) in the AWS Glue Data Catalog. Once cataloged, your data is immediately searchable, queryable, and available for ETL.

Region availability

This service is available in the following AWS GovCloud (US) Regions:

- AWS GovCloud (US-West)
- AWS GovCloud (US-East)

How AWS Glue differs

The following differences apply to AWS Glue:

Feature	AWS GovCloud (US-West)	AWS GovCloud (US-East)
Version Support		
AWS Glue Version 3.0	Yes	Yes
AWS Glue Version 4.0	Yes	Yes
AWS Glue Version 5.0	Yes. However, the following features are not available: Connection v2 support for DB connectors, {smlong} Unified Studio, {smlong} Lakehouse, and Data Lineage	Yes. However, the following features are not available: Connection v2 support for DB connectors, {smlong} Unified Studio, {smlong} Lakehouse, and Data Lineage
AWS Glue Version 5.1	Yes	Yes

Feature	AWS GovCloud (US-West)	AWS GovCloud (US-East)
AWS Glue Version 6.0	Yes	Yes
Workers		
G1/G2 workers	Yes	Yes
G4/G8 workers	No	No
Data Catalog Features		
Crawlers	Yes	Yes
Transactional Table Optimization	No	No
Statistics for performance optimization	No	No
AWS Glue ETL Features		
Connectors	Yes. However, following connectors are unavailable: Facebook Ads, Google Ads, Google Analytics 4, Google Sheets, Hubspot, Instagram Ads, Intercom, Jira Cloud, Marketo, Oracle NetSuite, Salesforce Marketing Cloud, Salesforce Marketing Cloud Account Engagement, ServiceNow, Slack, Snapchat Ads, Stripe, Zendesk and Zoho CRM	Yes. However, following connectors are unavailable: Facebook Ads, Google Ads, Google Analytics 4, Google Sheets, Hubspot, Instagram Ads, Intercom, Jira Cloud, Marketo, Oracle NetSuite, Salesforce Marketing Cloud, Salesforce Marketing Cloud Account Engagement, ServiceNow, Slack, Snapchat Ads, Stripe, Zendesk and Zoho CRM
Connector Marketplace	No	No

Feature	AWS GovCloud (US-West)	AWS GovCloud (US-East)
Autoscaling	Yes	Yes
Flex Execution	No	No
AWS Glue Streaming	Yes	Yes
AWS Glue Studio	Yes. However, does not support SparkUI	Yes. However, does not support Data Preview, AWS Glue data preparation experience, and SparkUI
AWS Glue DataBrew	Yes	No
AWS Glue Studio Notebooks	No	No
AWS Glue Interactive Sessions	Yes	No
Amazon Q Integration	No	No
AWS Glue Data Quality	Yes. However, Anomaly detection and Dynamic Rules are not available	Yes. However, Anomaly detection and Dynamic Rules are not available
AWS Glue Sensitive Data Detection	Yes	Yes
AWS Glue Workflows	Yes	No
AWS Glue zero-ETL	Yes (Amazon DynamoDB, Salesforce, and SAP sources only)	Yes (Amazon DynamoDB, Salesforce, and SAP sources only)

Documentation

- AWS Glue documentation

Export-controlled content

For AWS Services architected within the AWS GovCloud (US) Regions, the following list explains how certain components of data may leave the AWS GovCloud (US) Regions in the normal course of the service offerings. The list can be used as a guide to help meet applicable customer compliance obligations. Data not included in the following list remains within the AWS GovCloud (US) Regions.

- This service can generate metadata from customer-defined configurations. AWS suggests customers do not enter export-controlled information in console fields, descriptions, resource names, and tagging information.

Amazon GuardDuty in AWS GovCloud (US)

Amazon GuardDuty is a continuous security monitoring service. Amazon GuardDuty can help to identify unexpected and potentially unauthorized or malicious activity in your AWS environment.

Region availability

Amazon GuardDuty is available in the following AWS GovCloud (US) Regions:

- AWS GovCloud (US-East)
- AWS GovCloud (US-West)

How Amazon GuardDuty differs

- When using Runtime Monitoring (including EKS Runtime Monitoring), make the following changes in the AWS GovCloud (US) Regions:
  a. **For both Amazon EC2 and Amazon EKS** – In the prerequisite step for creating an Amazon VPC endpoint manually, the **Service name** in the AWS GovCloud (US) Region should be `com.amazonaws.<us-gov-east-1>.guardduty-data-fips`.

     Replace <us-gov-east-1> with your Region. This must be the same Region as your Amazon EC2 instance (or Amazon EKS cluster) that belongs to your AWS account ID.
  b. With the initial release of Runtime Monitoring, GuardDuty starts the support with the following security agent versions:
     - Amazon EKS - v1.11.1

- Amazon EC2 - v1.8.0
- Fargate-Amazon ECS - v1.8.0

For more information, see GuardDuty security agent release versions.

a. **For Amazon EC2** – When managing the security agent manually using Method 2 - Using Linux Package Managers, use the following AWS account IDs and Regions for both RPM installation and Debian installation:

- AWS GovCloud (US-East) (`us-gov-east-1`) – 383115532789
- AWS GovCloud (US-West) (`us-gov-west-1`) – 383110348953

b. **For Amazon EKS and Fargate-Amazon ECS resources**– For Amazon ECR repository hosting GuardDuty agent, use the following ECR repository for your Amazon EKS and Fargate-Amazon ECS resources:

- **Amazon ECR repository for EKS resources:**

  AWS GovCloud (US-East) - `151742754352.dkr.ecr.us-gov-east-1.amazonaws.com`

  AWS GovCloud (US-West) - `013241004608.dkr.ecr.us-gov-west-1.amazonaws.com`

- **Amazon ECR repository for Fargate-ECS resources:**

  AWS GovCloud (US-East) - `383115532789.dkr.ecr.us-gov-east-1.amazonaws.com/aws-guardduty-agent-fargate`

  AWS GovCloud (US-West) - `383110348953.dkr.ecr.us-gov-west-1.amazonaws.com/aws-guardduty-agent-fargate`

- The entity lists capability in Customizing threat detection with entity lists and IP address lists is not available in AWS GovCloud (US) Regions. GuardDuty continues to support IP address lists.
- The Extended Threat Detection coverage for EKS clusters supports detecting multi-stage attacks through available EKS Protection finding types (EKS audit log monitoring) and AWS API activity.
- The following EKS Protection (EKS audit log monitoring) finding types are not available in the AWS GovCloud (US) Regions:
  - CredentialAccess:Kubernetes/AnomalousBehavior.SecretsAccessed
  - PrivilegeEscalation:Kubernetes/AnomalousBehavior.RoleBindingCreated
  - Execution:Kubernetes/AnomalousBehavior.ExecInPod
  - PrivilegeEscalation:Kubernetes/AnomalousBehavior.WorkloadDeployed!PrivilegedContainer
  - Persistence:Kubernetes/AnomalousBehavior.WorkloadDeployed!ContainerWithSensitiveMount

  - Execution:Kubernetes/AnomalousBehavior.WorkloadDeployed
  - PrivilegeEscalation:Kubernetes/AnomalousBehavior.RoleCreated
  - Discovery:Kubernetes/AnomalousBehavior.PermissionChecked
- In Malware Protection for EC2, the support for scanning instances with `productCode` as `marketplace` is not available. GuardDuty will skip the malware scan for such instances and log the skip reason as `UNSUPPORTED_PRODUCT_CODE_TYPE`.
- In Malware Protection for Backup, the scanning of EC2 and EBS Recovery points is not available. In these cases GuardDuty will not perform a scan on the input recovery point resource.
- Cross-region data transfer is not available.
- Preview of GuardDuty Investigation and its associated APIs are not available in AWS GovCloud (US) Regions.
- Member accounts invitation notifications through AWS Health Dashboard and email are not available.
- In AWS GovCloud (US) Regions, AWS doesn't use or store Customer Content processed by Amazon GuardDuty to develop and improve the service or technologies of AWS or its affiliates. Opt-out policies are currently not applicable to these Regions.
- The following IAM finding types are not available in the AWS GovCloud (US) Regions:
  - CredentialAccess:IAMUser/CompromisedCredentials

Documentation

- Amazon GuardDuty documentation

Export-controlled content

For AWS Services architected within the AWS GovCloud (US) Regions, the following list explains how certain components of data may leave the AWS GovCloud (US) Regions in the normal course of the service offerings. The list can be used as a guide to help meet applicable customer compliance obligations. Data not included in the following list remains within the AWS GovCloud (US) Regions.

- This service can generate metadata from customer-defined configurations. AWS suggests customers do not enter export-controlled information in console fields, descriptions, resource names, and tagging information.

No data will leave the AWS GovCloud (US) Regions for this service.

AWS Health in AWS GovCloud (US)

AWS Health provides ongoing visibility into the state of your AWS resources, services, and accounts. The service gives you awareness and remediation guidance for resource performance or availability issues that affect your applications running on AWS. AWS Health provides relevant and timely information to help you manage events in progress. AWS Health also helps to be aware of and to prepare for planned activities. The service delivers alerts and notifications triggered by changes in the health of AWS resources, so that you get near-instant event visibility and guidance to help accelerate troubleshooting.

All customers can use the Health Dashboard, powered by the AWS Health API. The dashboard requires no setup, and it's ready to use for authenticated AWS users.

Additionally, Support customers who have a Business or Enterprise support plan can use the AWS Health API to integrate with in-house and third-party systems.

How AWS Health differs

The following differences apply to AWS Health:

- The Amazon EventBridge channel doesn't send public events from the Service Health View of the Health Dashboard.
  - Instead, use the AWS Health API or Service Health View RSS feed to programmatically receive these events. Account specific events are accessible through the EventBridge endpoint.
- AWS Health notifies you about planned lifecycle events and service changes that can affect resource availability. You won't see the status on affected resources change in response to resolution.
  - AWS Health may send periodic reminder notifications with an updated list of outstanding resources.
- The AWS Health API is accessible through a single regional endpoint in `us-gov-west-1`, as opposed to a global endpoint with failover-capable regions behind it.
- To enhance the reliability of AWS Health notifications, you can set up rules in the dedicated backup regions. The AWS GovCloud (US-West) Region acts as the backup region for AWS GovCloud (US-East) Region, and the AWS GovCloud (US-East) Region acts as the backup region for the AWS GovCloud (US-West) Region. When health events occur, they are automatically sent

to both the primary region and its designated backup region. For example, if you're monitoring events in the AWS GovCloud (US-West) Region, then any health events are delivered to both the AWS GovCloud (US-West) Region and the AWS GovCloud (US-East) Region. This system makes sure you continue receiving health notifications even if your primary region experiences issues. To create a backup rule, follow the procedure for Configuring an EventBridge rule to send notifications about events in AWS Health.

- If you want to create an EventBridge integration with high availability, or if you prefer not to use backup functionality and want to add a filter to your backup region rule, see Creating EventBridge rules for AWS Region coverage.
- If you want to capture events from both AWS GovCloud (US-West) and AWS GovCloud (US-East) Regions but prefer to configure only a single rule, then you can use simplified integration. To receive all Health events from both Regions, you can set up a single rule in either the AWS GovCloud (US-West) Region or the AWS GovCloud (US-East) Region. However, you won't have high availability configuration.
- Some AWS Health events are not Region-specific. Events that are not specific to a Region are called global events. These include events sent for AWS Identity and Access Management (IAM). To receive global events in AWS GovCloud (US), you must create a rule in the AWS GovCloud (US-West) Region.

Documentation

- AWS Health documentation

Export-controlled content

For AWS Services architected within the AWS GovCloud (US) Regions, the following list explains how certain components of data may leave the AWS GovCloud (US) Regions in the normal course of the service offerings. The list can be used as a guide to help meet applicable customer compliance obligations. Data not included in the following list remains within the AWS GovCloud (US) Regions.

- This service can generate metadata from customer-defined configurations. AWS suggests customers do not enter export-controlled information in console fields, descriptions, resource names, and tagging information.

AWS CloudHSM Classic in AWS GovCloud (US)

AWS CloudHSM Classic helps you meet corporate, contractual and regulatory compliance requirements for data security by using dedicated HSM appliances within the AWS cloud. AWS and AWS Marketplace partners offer a variety of solutions for protecting sensitive data within the AWS platform, but additional protection is necessary for some applications and data that are subject to strict contractual or regulatory requirements for managing cryptographic keys.

How AWS CloudHSM Classic differs

There are no differences for this service.

Documentation

- AWS CloudHSM Classic documentation

Export-controlled content

For AWS Services architected within the AWS GovCloud (US) Regions, the following list explains how certain components of data may leave the AWS GovCloud (US) Regions in the normal course of the service offerings. The list can be used as a guide to help meet applicable customer compliance obligations. Data not included in the following list remains within the AWS GovCloud (US) Regions.

- AWS CloudHSM Classic metadata is not permitted to contain export-controlled data. This includes all configuration data that you enter when creating and maintaining your AWS CloudHSM Classic config and partitions. Audit and syslogs should not contain export-controlled data.

AWS IAM Identity Center in AWS GovCloud (US)

IAM Identity Center is the AWS solution for connecting your workforce users to all of their AWS managed applications and AWS accounts. Users who have access to one or more AWS accounts can sign in to the AWS access portal and access AWS services by using the AWS Management Console or retrieve temporary credentials to access AWS services programmatically. You can connect your existing identity provider or create and manage your users directly in IAM Identity Center. For

existing identity providers, automatic provisioning (synchronization) of user and group information from your identity provider into IAM Identity Center is supported.

Region availability

This service is available in the following AWS GovCloud (US) Regions:

- AWS GovCloud (US-West)
- AWS GovCloud (US-East)

How IAM Identity Center differs

The following differences apply to IAM Identity Center:

- IAM Identity Center integrates with AWS Organizations to manage access across your AWS accounts, and therefore, IAM Identity Center is subject to any AWS Organizations GovCloud differences.
- IAM Identity Center supports dual-stack endpoints in AWS GovCloud (US) Regions. You can use either IPv4, IPv6, or dual-stack to access IAM Identity Center services and the AWS access portal.
- To access the IAM Identity Center administrative console, the Software Development Kit (SDK), or the AWS Command Line Interface (CLI) use the Federal Information Processing Standards (FIPS) endpoints. For a list of all GovCloud AWS FIPS endpoints, see *AWS GovCloud (US)* in FIPS Endpoints by Service.
- The AWS access portal URL has an AWS GovCloud (US) URL pattern of `https://start.us-gov-home.awsapps.com/directory/IdentityStoreId` or `https://start.us-gov-home.awsapps.com/directory/CustomAlias`

  You can find this URL on the **Settings** page in the IAM Identity Center console.
- The new AWS access portal URL format for AWS GovCloud (US) follows the pattern `https://{idcInstanceId}.portal.{region}.app.aws`, similar to the commercial region format.

  This new URL format provides a consistent experience across all AWS regions.
- The Amazon Resource Number (ARN) for your IAM Identity Center instance has an AWS GovCloud (US) pattern of `arn:aws-us-gov:sso:::instance/<SSOInstanceId>`

  You can find this ARN on the **Settings** page in the IAM Identity Center console.

- The ARNs for IAM Identity Center permission sets has an AWS GovCloud (US) pattern of `arn:aws-us-gov:sso:::permissionSet/<SSOInstanceID>/<PermissionSetID>`

  You can find these ARNs on the **Permission sets** tab under the **AWS accounts** page in the IAM Identity Center console.

- The email address `no-reply@us-gov-home.awsapps.com` is used for sending email-verification, password reset, and user invitation emails to GovCloud.

  The email address `no-reply@<identitystore_id>.us-gov-home.awsapps.com` is used for sending forgotten password emails.

- If you filter access to specific AWS domains by using a web content filtering solution such as next-generation firewalls (NGFW) or Secure Web Gateways (SWG), you must add the following domains to your web-content filtering solution allowlists. Doing so enables you to access your AWS access portal.
  - `start.us-gov-home.awsapps.com`
  - `start.[Region].us-gov-home.awsapps.com`
  - `[IAM-Identity-Center-instance-id].[Region].portal.amazonaws.com`
  - `oidc.[Region].amazonaws.com`
  - `*.sso.amazonaws.com`
  - `*.sso.[Region].amazonaws.com`
  - `*.sso-portal.[Region].amazonaws.com`
  - `aws-access-portal-website-prod-pdt-assets.s3.us-gov-west-1.amazonaws.com`
  - `aws-access-portal-website-prod-osu-assets.s3.us-gov-east-1.amazonaws.com`
  - `s3.us-gov-west-1.amazonaws.com/awsconsole-peregrine-portal-prod-pdt-assets`
  - `s3.us-gov-east-1.amazonaws.com/awsconsole-peregrine-portal-prod-osu-assets`
  - `[Region].signin-fips.amazonaws-us-gov.com`
  - `*.cloudfront.net`
  - `opfcaptcha-prod.s3.amazonaws.com`

- For dual-stack (IPv4 and IPv6) endpoint access, you must also add the following domains to your web-content filtering solution allowlists:
  - `[idcInstanceId].portal.[Region].app.aws`
  - `portal.sso.[Region].api.aws`
  - `oidc.[Region].api.aws`
  - `oidc-fips.[Region].api.aws`
  - `sso.[Region].api.aws`
  - `scim.[Region].api.aws`
  - `identitystore.[Region].api.aws`
  - `identity-sync.[Region].api.aws`
  - `dual-stack.auth-control.[Region].prod.apps-auth.aws.a2z.com`
  - `pvs-controlplane.[Region].api.aws`
  - `[Region].sso.signin.amazonaws-us-gov.com`
  - `[Region].sso.signin-fips.amazonaws-us-gov.com`
  - `cdn.us-east-1.threat-mitigation.aws.amazon.com`
  - `us-east-1.threat-mitigation.aws.amazon.com`
  - `amcs-captcha-prod-us-east-1.s3.dualstack.us-east-1.amazonaws.com`
- If you change an AWS account name or email address, and you want your AWS access portal to show the new value, you'll need to create a case with Support. In the support case, specify the account ID and the AWS Region of your IAM Identity Center instance. Also include a list of account IDs that require a refresh in your AWS access portal.
- The user background sessions feature appears in the console for AWS GovCloud (US), but this feature cannot be used because user background sessions are only supported for Amazon SageMaker Studio. Although Amazon SageMaker AI is supported in AWS GovCloud (US), Amazon SageMaker Studio, which is its latest web experience for running machine learning (ML) workflows, is not available.

Documentation

- AWS IAM Identity Center documentation

Export-controlled content

For AWS Services architected within the AWS GovCloud (US) Regions, the following list explains how certain components of data may leave the AWS GovCloud (US) Regions in the normal course of the service offerings. The list can be used as a guide to help meet applicable customer compliance obligations. Data not included in the following list remains within the AWS GovCloud (US) Regions.

- Your IAM Identity Center Identity Store ID may leave the AWS GovCloud (US) Regions in the normal course of the service offerings.

AWS Identity and Access Management in AWS GovCloud (US)

AWS Identity and Access Management (IAM) is a web service for securely controlling access to AWS services. With IAM, you can centrally manage users, security credentials such as access keys, and permissions that control which AWS resources users and applications can access.

Region availability

This service is available in the following AWS GovCloud (US) Regions:

- AWS GovCloud (US-West)
- AWS GovCloud (US-East)

How IAM differs

The following differences apply to IAM:

- You must have an existing standard AWS account to create an AWS GovCloud (US) account. See AWS GovCloud (US) Sign Up to learn more. If you have AWS GovCloud (US) sign up issues, contact AWS Customer Support.
- When your AWS GovCloud (US) account is created, you are provided initial access to the AWS Management Console for AWS GovCloud (US) by an `Administrator` IAM user or an `OrganizationAccountAccessRole` IAM role, depending on the method used.

  You cannot access the AWS Management Console for AWS GovCloud (US) using the associated standard AWS account root credentials.

- The AWS GovCloud (US) account root user is created at the same time the AWS GovCloud (US) account is created, but access to this user is not provided by default to AWS GovCloud (US) customers.
  - Sign in to the AWS Management Console for AWS GovCloud (US) as the AWS GovCloud (US) account root user is not available.
  - AWS GovCloud (US) account root user access keys can be provided at the request of associated standard AWS account root user by contacting AWS Customer Support. See Requesting root access keys for an AWS GovCloud (US) account to get started.
  - Tasks that require the root user in AWS GovCloud (US) are limited. See Tasks in AWS GovCloud (US) Regions that require root access keys.
  - Since there is no access to the root user, there is no ability to centrally manage such credentials in AWS Organizations. However, you can perform privileged tasks for member accounts in your organization. To learn more about performing some root user tasks using short-term credentials, see Perform a privileged task on an AWS Organizations member account.
  - Solution Providers reselling in AWS GovCloud (US) may receive AWS GovCloud (US) account root user access keys to be used for initial access to their account from an AWS business representative.
  - For more information, see AWS GovCloud (US) account root.
- Access issues for IAM users that are administrators in your AWS GovCloud (US) can be resolved by another administrator in the account.

  If all administrators have forgotten or lost access to the AWS GovCloud (US) account, request AWS GovCloud (US) account root user access keys to Restore IAM Administrator access to the AWS Management Console for AWS GovCloud (US). See Requesting root access keys for an AWS GovCloud (US) account to get started.
- There is one IAM control plane for all AWS GovCloud (US) Regions, which is located in the AWS GovCloud (US-West) Region. Each AWS Region has a completely independent instance of the IAM data plane. For more information, see Resilience in AWS Identity and Access Management.
- In the AWS GovCloud (US) Regions, the IAM dual-stack public endpoint is `https://iam.us-gov.api.aws`. This endpoint supports clients using either IPv4 or IPv6 addresses. For more information, see Dual-stack endpoint support in the *IAM User Guide*.
- In the AWS GovCloud (US) Regions, there is no AWS STS global endpoint. AWS provides Regional AWS STS endpoints.
- When using the IAM or AWS STS service in AWS GovCloud (US), you must use AWS GovCloud (US) IAM/STS endpoints. Use SSL (HTTPS) when you make calls to the IAM or AWS STS service.

- IAM users that you create in AWS GovCloud (US) are specific to AWS GovCloud (US) and do not exist in other standard AWS Regions.
- AWS GovCloud (US) supports MFA devices listed in the Multi-Factor Authentication (MFA) in AWS GovCloud (US) page.
  - You can use these MFA devices with your AWS GovCloud (US) administrator user or any IAM user in your account.
  - You cannot use these MFA devices with your AWS GovCloud (US) account root user.
- You cannot create a role to delegate access between an AWS GovCloud (US) account and a standard AWS account.
- Customers with export-controlled data (e.g. export-controlled technical data) in their environment may consider using IAM roles as part of their export control compliance program. It is the customer's responsibility to properly architect its AWS GovCloud (US) account if there will be export controlled data in its environment in order to comply with export control laws.
- When you create policies, use the AWS GovCloud (US) resource ARN prefix. For more information, see Amazon Resource Names (ARNs) in GovCloud (US) Regions.
- When you use a SAML provider in AWS GovCloud (US) Regions, use the following URL for the XML document that contains relying party information and certificates: `https://signin.amazonaws-us-gov.com/static/saml-metadata.xml`. For more information, see Configuring a Relying Party and Adding Claims in *IAM User Guide*.
- In the AWS GovCloud (US) Regions, there is no AWS STS global endpoint. AWS provides Regional AWS STS endpoints.
- In the AWS GovCloud (US-West) Region, the AWS STS endpoint only supports request Signature Version 4 (SigV4) by default and can be updated to support both SigV4 and Signature Version 4A (SigV4A). Session tokens supporting the SigV4A algorithm are larger than those supporting SigV4 and match the size of tokens issued by the AWS STS endpoint in the AWS GovCloud (US-East) Region, which already supports SigV4A. Changing this setting might affect existing systems where you temporarily store tokens. For more information, see Managing AWS STS in an AWS Region.
  - Documentation that mentions **Valid only in AWS Regions enabled by default** refers to **Support only SigV4-based signatures on AWS requests** for the AWS STS endpoint in the AWS GovCloud (US-West) Region.
  - Documentation that mentions **All AWS Regions** refers to **Both the SigV4 and SigV4A algorithms** for the AWS STS endpoint in the AWS GovCloud (US-West) Region.

- IAM Access Analyzer policy generation is not available in AWS GovCloud (US). To learn more, see Using AWS Identity and Access Management Access Analyzer in the *IAM User Guide*.
- IAM Roles Anywhere is now supported in AWS GovCloud (US). To learn more, see Providing access for non AWS workloads in the *IAM User Guide*.
  - Automatic revocation checking with certificate revocation list (CRL) distribution points is not available in AWS GovCloud (US). You can't turn on `crlDpRevocationEnabled` for a trust anchor. To check revocation status, import your CRLs instead. To learn more, see Revocation in the *IAM Roles Anywhere User Guide*.
- When configuring SAML Applications for single sign on in AWS GovCloud (US), the SAML Audience and ACS links will be different than those used in the standard Regions.
  - Application ACS URL: https://signin.amazonaws-us-gov.com/saml
  - Application SAML audience: `urn:amazon:webservices:govcloud`

Documentation

- AWSIAM documentation

Export-controlled content

For AWS Services architected within the AWS GovCloud (US) Regions, the following list explains how certain components of data may leave the AWS GovCloud (US) Regions in the normal course of the service offerings. The list can be used as a guide to help meet applicable customer compliance obligations. Data not included in the following list remains within the AWS GovCloud (US) Regions.

- IAM metadata is not permitted to contain export-controlled data. This metadata includes all configuration data that you enter when creating and maintaining your IAM entities.
- Do not enter export-controlled data in the following fields:
  - Authentication codes, which are clear-text memcached
  - User names
  - Group names
  - Password policies
  - Policy names
  - Roles and role names

- Policy documents

Amazon Inspector in AWS GovCloud (US)

Amazon Inspector is a security vulnerability assessment service that helps improve the security and compliance of your AWS resources. Amazon Inspector automatically assesses resources for vulnerabilities or deviations from best practices, and then produces a detailed list of security findings prioritized by level of severity. Amazon Inspector includes a knowledge base of hundreds of rules mapped to common security standards and vulnerability definitions that are regularly updated by AWS security researchers.

> **Note**
>
> The Amazon Inspector plugin for Linux deep inspection is not FIPS compliant.

Region availability

Amazon Inspector is available in the following AWS GovCloud (US) Regions:

- AWS GovCloud (US-East)
- AWS GovCloud (US-West)

How Amazon Inspector differs

The following differences apply to Amazon Inspector:

- Lambda Code Scanning is not available.
- Managed Code Repository Scanning is not available.

Documentation

- Amazon Inspector documentation

Export-controlled content

For AWS Services architected within the AWS GovCloud (US) Regions, the following list explains how certain components of data may leave the AWS GovCloud (US) Regions in the normal course of the service offerings. The list can be used as a guide to help meet applicable customer compliance obligations. Data not included in the following list remains within the AWS GovCloud (US) Regions.

- No data will leave the AWS GovCloud (US) Regions for this service.

AWS IoT Core in AWS GovCloud (US)

AWS IoT enables secure, bi-directional communication between Internet-connected things (such as sensors, actuators, embedded devices, or smart appliances) and the AWS Cloud over MQTT and HTTP.

Region availability

AWS IoT is available in the following AWS GovCloud (US) Regions:

- AWS GovCloud (US-East)
- AWS GovCloud (US-West)

How AWS IoT differs

- Use of Amazon Cognito Identities to grant permissions to users of your AWS IoT applications, via your own identity provider or other popular identity providers, is not available.

Documentation

- AWS IoT Core documentation

Export-controlled content

For AWS Services architected within the AWS GovCloud (US) Regions, the following list explains how certain components of data may leave the AWS GovCloud (US) Regions in the normal

course of the service offerings. The list can be used as a guide to help meet applicable customer compliance obligations. Data not included in the following list remains within the AWS GovCloud (US) Regions.

- Message topics and topic filters
- Thing names
- Thing types
- Thing group names
- Rule definitions (including SQL statements and actions)

AWS IoT Device Defender in AWS GovCloud (US)

AWS IoT Device Defender is a fully managed service that helps you secure your fleet of IoT devices. You can use AWS IoT Device Defender to audit your IoT resources like policies, certificates, IAM roles and Amazon Cognito IDs against security best practices, monitor connected devices to detect abnormal behavior, and mitigate security risks. By using AWS IoT Device Defender, you can enforce consistent security policies across your AWS IoT device fleet and respond quickly when devices are compromised.

Region availability

AWS IoT Device Defender is available in the following AWS GovCloud (US) Regions:

- AWS GovCloud (US-East)
- AWS GovCloud (US-West)

How AWS IoT Device Defender differs

- Amazon Cognito related checks in Device Defender Audit are not available.
- Role alias related and key quality related checks in Device Defender Audit are not available.
- AWS IoT Device Defender ML Detect feature is not available.

Documentation

- AWS IoT Device Defender documentation

Export-controlled content

For AWS Services architected within the AWS GovCloud (US) Regions, the following list explains how certain components of data may leave the AWS GovCloud (US) Regions in the normal course of the service offerings. The list can be used as a guide to help meet applicable customer compliance obligations. Data not included in the following list remains within the AWS GovCloud (US) Regions.

- Security Profile Name
- Behavior Name
- Audit Schedule Name
- Mitigation Action Name
- Audit Mitigation Action Task Id

AWS IoT Device Management in AWS GovCloud (US)

AWS IoT Device Management is a cloud-based device management service that makes it easy for customers to securely manage IoT devices throughout their lifecycle. Customers can use AWS IoT Device Management to onboard device information and configuration, organize their device inventory, monitor their fleet of devices, and remotely manage devices deployed across many locations. This remote management includes over-the-air (OTA) updates to device software.

Region availability

AWS IoT Device Management is available in the following AWS GovCloud (US) Regions:

- AWS GovCloud (US-East)
- AWS GovCloud (US-West)

How AWS IoT Device Management differs

- Use of Amazon Cognito Identities to grant permissions to users of your AWS IoT applications, via your own identity provider or other popular identity providers, is not available. For more information, see Common Amazon Cognito scenarios.
- AWS IoT Device Management Fleet Hub is not available. For more information, see What is Fleet Hub for AWS IoT Device Management?

- FreeRTOS over-the-air (OTA) updates using MQTT-based file delivery via a stream is not available. For more information, see OTA Update Manager service and MQTT-based file delivery.

Documentation

- AWS IoT Device Management documentation

Export-controlled content

For AWS Services architected within the AWS GovCloud (US) Regions, the following list explains how certain components of data may leave the AWS GovCloud (US) Regions in the normal course of the service offerings. The list can be used as a guide to help meet applicable customer compliance obligations. Data not included in the following list remains within the AWS GovCloud (US) Regions.

- Message topics and topic filters
- Thing names
- Thing types
- Thing group names
- Rule definitions (including SQL statements and actions)

AWS IoT Greengrass Version 2 in AWS GovCloud (US)

AWS IoT Greengrass seamlessly extends AWS to edge devices so they can act locally on the data they generate, while still using the cloud for management, analytics, and durable storage. With AWS IoT Greengrass, connected devices can run AWS Lambda functions, execute predictions based on machine learning models, keep device data in sync, and communicate with other devices securely even when not connected to the Internet.

Region availability

AWS IoT Greengrass is available in the following AWS GovCloud (US) Regions:

- AWS GovCloud (US-East)
- AWS GovCloud (US-West)

How AWS IoT Greengrass differs

- Secret manager v2.0.5 is the minimum supported version.

Documentation

- AWS IoT Greengrass documentation

Export-controlled content

For AWS Services architected within the AWS GovCloud (US) Regions, the following list explains how certain components of data may leave the AWS GovCloud (US) Regions in the normal course of the service offerings. The list can be used as a guide to help meet applicable customer compliance obligations. Data not included in the following list remains within the AWS GovCloud (US) Regions.

- Message topics and topic filters
- Customer-defined names and IDs of Greengrass resources:
  - CoreDevices
  - Components
  - Deployments

AWS IoT SiteWise in AWS GovCloud (US)

AWS IoT SiteWise is a managed service that you can use to collect, model, analyze, and visualize data from industrial equipment at scale. With AWS IoT SiteWise Monitor, you can quickly create web applications for non-technical users to view and analyze your industrial data in real time. With AWS IoT SiteWise gateways, you can view and process your data on your local devices.

> **Note**
>
> The SiteWise Monitor feature will no longer be open to new customers starting November 7, 2025. If you would like to use SiteWise Monitor, sign up prior to that date. Existing customers can continue to use the service as normal. For more information, see SiteWise Monitor availability change.

Region availability

AWS IoT SiteWise is available in the following AWS GovCloud (US) Regions:

- AWS GovCloud (US-West)

How AWS IoT SiteWise differs

- The alarm configuration and notification features in AWS IoT SiteWise Monitor portals are currently not supported.
- Partner data sources on AWS IoT SiteWise gateways are not currently supported.
- The following endpoints are not available:
  - The endpoint for the control plane API operations that you use to manage asset models and assets: `model.iotsitewise.region.amazonaws.com`.
  - The endpoint for the control plane API operations that you use to manage tags, storage configurations, and account configurations: `iotsitewise.region.amazonaws.com`.
  - The endpoint for the control plane API operations that you use to manage gateways: `edge.iotsitewise.region.amazonaws.com`.
  - The metadata bulk import and export operations are not available in the AWS GovCloud (US-West) region.

  For more information, see Service Endpoints.

Documentation

- AWS IoT SiteWise documentation

Export-controlled content

For AWS Services architected within the AWS GovCloud (US) Regions, the following list explains how certain components of data may leave the AWS GovCloud (US) Regions in the normal course of the service offerings. The list can be used as a guide to help meet applicable customer compliance obligations. Data not included in the following list remains within the AWS GovCloud (US) Regions.

- Data source names
- Metric definitions
- Transform definitions
- Amazon S3 bucket names for the exporting data to Amazon S3 feature
- IAM roles for the exporting data to Amazon S3 feature
- AWS KMS keys

AWS IoT TwinMaker in AWS GovCloud (US)

AWS IoT TwinMaker is used to build operational digital twins of physical and digital systems. AWS IoT TwinMaker creates digital visualizations using measurements and analysis from a variety of real-world sensors, cameras, and enterprise applications to help you keep track of your physical factory, building, or industrial plant.

AWS IoT TwinMaker is available in 6 Classic regions (us-east-1, us-west-2, eu-west-1, ap-southeast-1, eu-central-1, ap-southeast-2). AWS IoT TwinMaker is available in one GovCloud region: us-gov-west-1.

How AWS IoT TwinMaker differs

The following differences apply to AWS IoT TwinMaker:

- AWS IoT TwinMaker only supports the self-managed Grafana configuration option. Amazon Managed Grafana (AMG) is not available in the AWS GovCloud (US-West).
- AWS IoT TwinMaker doesn't support Edge Video feature and Kinesis Video Streams (KVS) connector in AWS GovCloud (US-West).
- The `com.amazon.iotsitewise.connector.edgevideo` component type is not available.
- The `com.amazon.kvs.video` component type is not available.
- The metadata bulk import and export operations are not available in the GovCloud PDT (us-gov-west-1) region.

Documentation

- AWS IoT TwinMaker documentation

Export-controlled content

For AWS Services architected within the AWS GovCloud (US) Regions, the following list explains how certain components of data may leave the AWS GovCloud (US) Regions in the normal course of the service offerings. The list can be used as a guide to help meet applicable customer compliance obligations. Data not included in the following list remains within the AWS GovCloud (US) Regions.

- Workspace ID
- ComponentType name
- Component Name
- Scene ID
- Property name
- Entity name

AWS IoT Greengrass Version 1 in AWS GovCloud (US)

AWS IoT Greengrass seamlessly extends AWS to edge devices so they can act locally on the data they generate, while still using the cloud for management, analytics, and durable storage. With AWS IoT Greengrass, connected devices can run AWS Lambda functions, execute predictions based on machine learning models, keep device data in sync, and communicate with other devices securely even when not connected to the Internet.

Region availability

This service is available in the following AWS GovCloud (US) Regions:

- AWS GovCloud (US-West)
- AWS GovCloud (US-East)

How AWS IoT Greengrass V1 differs

The following differences apply to AWS IoT Greengrass V1:

- AWS IoT Greengrass Core software v1.9.2 is the minimum supported version.
- The following minimum versions of the AWS IoT Greengrass Core SDK are supported.

Language or platform	Minimum version
Python 3.7	1.4.0
Java 8	1.3.1
Node.js 8.10	1.4.0
C, C++	1.1.0

- The following connectors are supported in AWS GovCloud (US-East):
  - Cloudwatch Metrics, v4
  - Device Defender, v3
  - Docker Application Deployment, v6
  - Kinesis Firehose, v5
  - SNS, v4
  - Modbus-RTU Protocol Adapter, v3
  - Raspberry Pi GPIO, v4
  - Serial Stream, v3
- The following connectors are supported in AWS GovCloud (US-West):
  - Modbus-RTU Protocol Adapter, v2
  - Raspberry Pi GPIO, v2
  - Serial Stream, v2
- For over-the-air (OTA) updates, the IAM role used to presign the Amazon S3 URL (that links to the Greengrass software update) must allow access in the appropriate AWS Region.

  The following example policy includes the minimum required permissions that must be attached to the role for AWS GovCloud (US-West) Region support.
- AWS IoT Greengrass operations use three endpoints that have different support for FIPS 140-3.
  - The endpoint for Greengrass control plane operations provides FIPS access only.
  - The endpoint for Greengrass discovery operations does not yet support FIPS. This endpoint provides non-FIPS access only.
  - The endpoint for AWS IoT device operations does not yet support FIPS. This endpoint provides non-FIPS access only.

For more information, see Service Endpoints. Only Amazon Trust Services (ATS) server authentication is supported, so you must use ATS-signed root CA certificates and ATS endpoints. For more information, see Server Authentication in the *AWS IoT Developer Guide*.

- The default limit for the maximum number of transactions per second (TPS) on the AWS IoT Greengrass API is 10 TPS. For more information, see AWS IoT Greengrass Limits in the *Amazon Web Services General Reference* .

Documentation

- AWS IoT Greengrass documentation

Export-controlled content

For AWS Services architected within the AWS GovCloud (US) Regions, the following list explains how certain components of data may leave the AWS GovCloud (US) Regions in the normal course of the service offerings. The list can be used as a guide to help meet applicable customer compliance obligations. Data not included in the following list remains within the AWS GovCloud (US) Regions.

- Message topics and topic filters
- Customer-defined names and IDs of Greengrass resources:
  - Connectors
  - Cores
  - Devices
  - Functions
  - Groups
  - Loggers
  - Resources (local and machine learning)
  - Subscriptions

Amazon Kendra in AWS GovCloud (US)

Amazon Kendra is an intelligent search service powered by machine learning. Amazon Kendra reimagines enterprise search for your websites and applications so your employees and customers can easily find the content they are looking for, even when it is scattered across multiple locations and content repositories within your organization.

Region availability

Amazon Kendra is available in the following AWS GovCloud (US) Regions:

- AWS GovCloud (US-West)

How Amazon Kendra differs

- Amazon Kendra in AWS GovCloud (US) only supports connectors for S3, Sharepoint (Online, 2013 and 2016), Confluence (server and cloud) and custom data source connector. Other data sources are not currently supported.
- IAM Identity Center Integration is not available.
- Experience Builder is not available.

Documentation

- Amazon Kendra documentation

Export-controlled content

For AWS Services architected within the AWS GovCloud (US) Regions, the following list explains how certain components of data may leave the AWS GovCloud (US) Regions in the normal course of the service offerings. The list can be used as a guide to help meet applicable customer compliance obligations. Data not included in the following list remains within the AWS GovCloud (US) Regions.

- No data will leave the AWS GovCloud (US) Regions for this service.

AWS Key Management Service in AWS GovCloud (US)

AWS Key Management Service (KMS) is an encryption and key management service scaled for the cloud. KMS keys and functionality are used by other AWS services, and you can use them to protect data in your own applications that use AWS.

Region availability

AWS Key Management Service (KMS) is available in the following AWS GovCloud (US) Regions:

- AWS GovCloud (US-East)
- AWS GovCloud (US-West)

How AWS Key Management Service (KMS) differs

- External key store proxies in the AWS GovCloud (US) Region must support HTTP/1.1 or later and TLS 1.2 or later with at least one of these cipher suites: TLS_AES_256_GCM_SHA384 (TLS 1.3), TLS_ECDHE_RSA_WITH_AES_256_GCM_SHA384 (TLS 1.2), TLS_ECDHE_ECDSA_WITH_AES_256_GCM_SHA384 (TLS 1.2). The AWS GovCloud (US) Region does not support the TLS_CHACHA20_POLY1305_SHA256 cipher suite. For more information, see the open-source external key store proxy API specification that AWS KMS publishes.

Documentation

- AWS Key Management Service Developer Guide

Export-controlled content

For AWS Services architected within the AWS GovCloud (US) Regions, the following list explains how certain components of data may leave the AWS GovCloud (US) Regions in the normal course of the service offerings. The list can be used as a guide to help meet applicable customer compliance obligations. Data not included in the following list remains within the AWS GovCloud (US) Regions.

- AWS KMS metadata is not permitted to contain export-controlled data. Do not enter export-controlled data in the following fields:

- Alias
- Descriptions
- Key policy documents, including key administrators and key users
- Resource tags: Key
- Resource tags: Value

- The Encryption Context is outside the Export-Controlled Content.
- AWS KMS generated metadata will not contain export-controlled data:
  - Key ID
  - Key ARN

Amazon Keyspaces (for Apache Cassandra) in AWS GovCloud (US)

Amazon Keyspaces (for Apache Cassandra) is a scalable, highly available, and managed Apache Cassandra–compatible database service. With Amazon Keyspaces, you don't have to provision, patch, or manage servers, and you don't have to install, maintain, or operate software.

Amazon Keyspaces is serverless, so you pay for only the resources that you use, and the service automatically scales tables up and down in response to application traffic. You can build applications that serve thousands of requests per second with virtually unlimited throughput and storage.

Region availability

Amazon Keyspaces (for Apache Cassandra) is available in the following AWS GovCloud (US) Regions:

- AWS GovCloud (US-East)
- AWS GovCloud (US-West)

How Amazon Keyspaces (for Apache Cassandra) differs

- Amazon Keyspaces Multi-Region replication is not available.
- Amazon Keyspaces integration with CloudFormation is not available.

This section describes the Amazon Keyspaces quotas and default values in AWS GovCloud (US) Regions that differ from Amazon Keyspaces quotas in other AWS Regions.

Quota	Description	Amazon Keyspaces default
Max read throughput per second	The maximum read throughput per second—read request units (RRUs) or read capacity units (RCUs)—that can be allocated to a table per Region. This default value is adjustable in the AWS Service Quotas console.	10,000
Max write throughput per second	The maximum write throughput per second—write request units (WRUs) or write capacity units (WCUs)—that can be allocated to a table per Region. This default value is adjustable in the AWS Service Quotas console.	10,000

For more information about quotas in AWS GovCloud (US) Regions, see Service Quotas in the AWS GovCloud (US) User Guide.

Documentation

- Amazon Keyspaces documentation

Export-controlled content

For AWS Services architected within the AWS GovCloud (US) Regions, the following list explains how certain components of data may leave the AWS GovCloud (US) Regions in the normal course of the service offerings. The list can be used as a guide to help meet applicable customer compliance obligations. Data not included in the following list remains within the AWS GovCloud (US) Regions.

- Amazon Keyspaces metadata is not permitted to contain export-controlled data. This metadata includes all the configuration data that you enter when creating and maintaining your Amazon Keyspaces resources such as keyspaces and tables, for example resource names and tags.
- Do not enter export-controlled data in the following fields:
  - Keyspace names
  - Table names
  - Resource tags

Amazon Kinesis Data Streams in AWS GovCloud (US)

Amazon Kinesis makes it easy to collect, process, and analyze video and data streams in real time.

Region availability

Amazon Kinesis Data Streams is available in the following AWS GovCloud (US) Regions:

- AWS GovCloud (US-East)
- AWS GovCloud (US-West)

How Amazon Kinesis Data Streams differs

There are no differences for this service.

Documentation

- Amazon Kinesis Data Streams documentation

Export-controlled content

For AWS Services architected within the AWS GovCloud (US) Regions, the following list explains how certain components of data may leave the AWS GovCloud (US) Regions in the normal course of the service offerings. The list can be used as a guide to help meet applicable customer compliance obligations. Data not included in the following list remains within the AWS GovCloud (US) Regions.

- Do not enter export-controlled data in the following fields:

- Stream names

If you are processing export-controlled data with this service, use the SSL (HTTPS) endpoint to maintain export compliance. For more information, see Service Endpoints.

Amazon Kinesis Video Streams in AWS GovCloud (US)

Amazon Kinesis Video Streams makes it easy to securely stream video from connected devices to AWS for analytics, machine learning (ML), playback, and other processing. Kinesis Video Streams automatically provisions and elastically scales all the infrastructure needed to ingest streaming video data from millions of devices. It durably stores, encrypts, and indexes video data in your streams, and allows you to access your data through easy-to-use APIs. Kinesis Video Streams enables you to playback video for live and on-demand viewing, and quickly build applications that take advantage of computer vision and video analytics through integration with Amazon Rekognition Video, and libraries for ML frameworks such as Apache MxNet, TensorFlow, and OpenCV.

Region availability

Amazon Kinesis Video Streams is available in the following AWS GovCloud (US) Regions:

- AWS GovCloud (US-East)
- AWS GovCloud (US-West)

How Amazon Kinesis Video Streams differs

- The following features are not yet available:
  - WebRTC Ingestion and Storage
  - Kinesis Video Streams Edge Agent
  - Kinesis Video Streams Multiviewer
- Unencrypted STUN and TURN connections are not available.
- The Amazon SNS `Publish` action has a default quota of 300 messages per second in the AWS GovCloud (US-East) and AWS GovCloud (US-West) regions. When notifications are enabled, one message is published per fragment per stream. If you need a higher quota limit for your account, request through the Service Quotas console.

Documentation

- Kinesis Video Streams documentation
- Kinesis Video Streams with WebRTC documentation

Export-controlled content

For AWS Services architected within the AWS GovCloud (US) Regions, the following list explains how certain components of data may leave the AWS GovCloud (US) Regions in the normal course of the service offerings. The list can be used as a guide to help meet applicable customer compliance obligations. Data not included in the following list remains within the AWS GovCloud (US) Regions.

- No data will leave the AWS GovCloud (US) Regions for this service.

Kiro in AWS GovCloud (US)

Kiro is an AI-powered development platform that accelerates software development from prototype to production through spec-driven development. The platform transforms natural language prompts into structured requirements, architectural designs, and discrete implementation tasks, enabling developers to build complex features with precision and speed.

Kiro provides both an integrated development environment (IDE) and command-line interface (CLI) that help developers maintain control throughout the development process. The platform converts requirements into clear specifications, analyzes codebases to recommend optimal architectures, and creates sequenced implementation plans with comprehensive tests. Developers can automate repetitive workflows through hooks that trigger on events, generating documentation and unit tests in the background.

How Kiro differs

The following differences apply to Kiro in AWS GovCloud (US) Region:

- Kiro Plugins: IDE integrations, including the Visual Studio Code plugin, are not available. Users must access Kiro through the standalone IDE or CLI.
- Inline Suggestions: Real-time code suggestions and inline completions are not available.
- Autonomous Agent is not available.

- Social or BuilderID Login: Authentication through social providers and AWS Builder ID is not available.
- Data Storage for Service Improvement: Content collection for service improvement (prompts, responses, generated code) is disabled.
- Cross-Region Inference (CRIS): For customers in AWS GovCloud (US-East) (us-gov-east-1), inference requests are processed using Amazon Bedrock in AWS GovCloud (US-West) (us-gov-west-1). Your content remains stored in the region where your Kiro profile was created. All cross-region communication is encrypted in transit using TLS 1.2 or higher.
- Auto: Automated model selection is disabled at launch. Claude Sonnet 4.5 is the default foundation model in AWS GovCloud (US).
- Web Search is not available.

Documentation

- Kiro Documentation
- Kiro VPC Endpoint Documentation

FedRAMP High/DoD IL4/5 model authorization

Kiro in AWS GovCloud (US) leverages Amazon Bedrock as its model inference layer. The models available within Kiro that carry FedRAMP High and DoD IL-4/5 authorization are those that have received authorization within the Amazon Bedrock service scope in AWS GovCloud (US). For the most current list of FedRAMP and IL4/IL5 certified models, refer to Amazon Bedrock models in scope for FedRAMP and DoD CSP SRG.

Note: Model availability in Kiro within AWS GovCloud (US) does not automatically imply FedRAMP certification or IL4/IL5 authorization. Only models explicitly listed on the AWS Services in Scope page carry this approval.

Export-controlled content

For AWS Services architected within the AWS GovCloud (US) Regions, the following list explains how certain components of data may leave the AWS GovCloud (US) Regions in the normal course of the service offerings. The list can be used as a guide to help meet applicable customer compliance obligations. Data not included in the following list remains within the AWS GovCloud (US) Regions.

Kiro metadata is not permitted to contain export-controlled data. This metadata includes:

- Authentication and authorization tokens (IAM Identity Center integration).

AWS Lake Formation in AWS GovCloud (US)

AWS Lake Formation helps you centrally govern, secure, and globally share data for analytics and machine learning. With Lake Formation, you can manage fine-grained access control for your data lake data on Amazon Simple Storage Service (Amazon S3) and its metadata in AWS Glue Data Catalog.

Lake Formation provides its own permissions model that augments the IAM permissions model. Lake Formation permissions model enables fine-grained access to data stored in data lakes through a simple grant or revoke mechanism, much like a relational database management system (RDBMS). Lake Formation permissions are enforced using granular controls at the column, row, and cell-levels across AWS analytics and machine learning services, including Amazon Athena, Quick, Amazon Redshift Spectrum, Amazon EMR, and AWS Glue.

The Lake Formation hybrid access mode for AWS Glue crawler lets you secure and access the cataloged data using both Lake Formation permissions and IAM permissions policies for Amazon S3 and AWS Glue actions. With hybrid access mode, data administrators can onboard Lake Formation permissions selectively and incrementally, focusing on one data lake use case at a time. Lake Formation also allows you to share data internally and externally across multiple AWS accounts, AWS organizations or directly with IAM principals in another account providing fine-grained access to the AWS Glue Data Catalog metadata and underlying data.

Region availability

This service is available in the following AWS GovCloud (US) Regions:

- AWS GovCloud (US-West)
- AWS GovCloud (US-East)

How AWS Lake Formation differs

The following differences apply to AWS Lake Formation:

- Granting Lake Formation permissions to Amazon Athena users who authenticate through the JDBC or ODBC driver using a SAML identity provider is not available.
- AWS Lake Formation blueprints are available in AWS GovCloud (US-West) only.
- AWS Lake Formation governed tables are not available.

Documentation

- AWS Lake Formation documentation

Export-controlled content

For AWS Services architected within the AWS GovCloud (US) Regions, the following list explains how certain components of data may leave the AWS GovCloud (US) Regions in the normal course of the service offerings. The list can be used as a guide to help meet applicable customer compliance obligations. Data not included in the following list remains within the AWS GovCloud (US) Regions.

- No data will leave the AWS GovCloud (US) Regions for this service.

AWS Lambda in AWS GovCloud (US)

With AWS Lambda, you can run code without provisioning or managing servers. You pay only for the compute time that you consume—there's no charge when your code isn't running. You can run code for virtually any type of application or backend service—all with zero administration. Just upload your code and Lambda takes care of everything required to run and scale your code with high availability. You can set up your code to automatically trigger from other AWS services or call it directly from any web or mobile app.

Region availability

This service is available in the following AWS GovCloud (US) Regions:

- AWS GovCloud (US-West)
- AWS GovCloud (US-East)

How AWS Lambda differs

The following differences apply to AWS Lambda:

- Schema registry support for Kafka event sources is not available.
- AWS Lambda Function URLs is not available.
- Recursive loop detection is not available.
- Event source mapping (ESM) tags for AWS Lambda is not available.
- The DocumentDB event sources are not available.
- Multi-VPC connectivity for Managed Streaming for Apache Kafka event source mappings is not available.
- JSON log formatting is not available.
- Lambda integration with Infrastructure Composer is not available.
- The Future runtime launch dates are not applicable.
- The Amazon CloudWatch Logs Live Tail integration in the Lambda console is not available.
- AWS KMS customer managed key encryption for .zip deployment packages is not available.
- Lambda SnapStart for Python and .NET is not available.
- CloudWatch Application Signals for Lambda functions is not available.
- Event source mapping metrics are not available.
- Provisioned mode for event source mappings is not available.
- Amazon S3 as a destination for Kinesis, DynamoDB, and async invoke is not available.
- Monitoring Lambda function logs with Amazon S3 or Firehose is not yet available.
- AWS Lambda managed layers have different versions in AWS GovCloud (US) Regions compared to commercial Regions. Verify layer availability and versions when migrating functions between Regions.
- The deprecation schedule for the .NET 6 runtime is different from the schedule provided in the Lambda Developer Guide.

  Lambda will deprecate the .NET 6 runtime on July 31, 2025. We recommend that you migrate .NET 6 functions to .NET 8, which is now available. Until the deprecation date, Lambda will continue to apply patches to the .NET 6 operating system (OS), but not to the .NET 6 language runtime.

Documentation

- AWS Lambda documentation

Export-controlled content

For AWS Services architected within the AWS GovCloud (US) Regions, the following list explains how certain components of data may leave the AWS GovCloud (US) Regions in the normal course of the service offerings. The list can be used as a guide to help meet applicable customer compliance obligations. Data not included in the following list remains within the AWS GovCloud (US) Regions.

- Do not enter export-controlled data in the following console fields:
  - Function name
  - Description
  - DLQ data (can be exported through Amazon SNS and Amazon SQS)
  - Memory
  - Timeout
  - Runtime
  - Role name for service principals
  - Aliases
  - LayerName
  - Layer Description
  - Layer Compatible Architectures
  - Layer Compatible Runtimes
  - EphemeralStorage Size
  - PackageType
  - State
  - StateReason

Amazon Lex in AWS GovCloud (US)

Amazon Lex is an AWS service for building conversational interfaces for applications using voice and text. With Amazon Lex, the same conversational engine that powers Amazon Alexa is now available to any developer, enabling you to build sophisticated, natural language chatbots into your new and existing applications. Amazon Lex provides the deep functionality and flexibility of natural language understanding (NLU) and automatic speech recognition (ASR) so you can build highly engaging user experiences with lifelike, conversational interactions, and create new categories of products.

Region availability

Amazon Lex is available in the following AWS GovCloud (US) Regions:

- AWS GovCloud (US-West)

How Amazon Lex differs

- Amazon Lex V2 and Amazon Lex V1 are available in AWS GovCloud (US).
- Amazon Lex does not support channels, which enable bots to integrate with messaging platforms such as Facebook, Slack, and Twilio.
- The Amazon Lex console does not show utterances or missed utterances. The GetUtterancesView API action is not available.
- The supported languages include only en-US and es-US.
- Amazon Lex does not support conversation logs, which store interactions to help you review the bot's performance and troubleshoot.
- In AWS GovCloud (US) Regions, AWS does not use or store AI Content processed by this AI Service to develop and improve that Service or technologies of AWS or its affiliates. Opt-out policies are not currently applicable to these Regions.

Documentation

- Amazon Lex documentation

Export-controlled content

For AWS Services architected within the AWS GovCloud (US) Regions, the following list explains how certain components of data may leave the AWS GovCloud (US) Regions in the normal course of the service offerings. The list can be used as a guide to help meet applicable customer compliance obligations. Data not included in the following list remains within the AWS GovCloud (US) Regions.

- The following customer-defined metadata may leave the AWS GovCloud (US) Regions only when the customer asks AWS to investigate a reported issue:
  - Bot definitions
  - Intent definitions
  - Slot definitions
  - Session attributes that customers use for the Get customer input block in the Amazon Connect console, such as `x-amz-lex:start-silence-threshold-ms` or `x-amz-lex:end-silence-threshold-ms`. For all session attributes, see Contact block: Get customer input in the Amazon Connect Administrator Guide.

AWS License Manager in AWS GovCloud (US)

AWS License Manager makes it easier to manage licenses in AWS and on-premises servers from software vendors such as Microsoft, SAP, Oracle, and IBM. AWS License Manager lets administrators create customized licensing rules that emulate the terms of their licensing agreements, and then enforces these rules when an instance of EC2 gets launched. Administrators can use these rules to limit licensing violations, such as using more licenses than an agreement stipulates or reassigning licenses to different servers on a short-term basis. The rules in AWS License Manager enable you to limit a licensing breach by physically stopping the instance from launching or by notifying administrators about the infringement. Administrators gain control and visibility of all their licenses with the AWS License Manager dashboard and reduce the risk of non-compliance, misreporting, and additional costs due to licensing overages.

AWS License Manager integrates with AWS services to simplify the management of licenses across multiple AWS accounts, IT catalogs, and on-premises, through a single AWS account. License administrators can add rules in AWS Service Catalog, which allows them to create and manage catalogs of IT services that are approved for use on all their AWS accounts. Through seamless integration with AWS Systems Manager and AWS Organizations, administrators can manage

licenses across all the AWS accounts in an organization and on-premises environments. AWS Marketplace buyers can also use AWS License Manager to track bring your own license (BYOL) software obtained from the Marketplace and keep a consolidated view of all their licenses.

Region availability

AWS License Manager is available in the following AWS GovCloud (US) Regions:

- AWS GovCloud (US-East)
- AWS GovCloud (US-West)

How AWS License Manager differs

- Sharing licenses between AWS standard accounts and AWS GovCloud (US) accounts is not available.
- Microsoft Office EC2 Image Builder components are not available in AWS GovCloud (US).
- EC2 Image Builder pipeline creation for multiple License Manager licensed products is not available in AWS GovCloud (US).

Documentation

- AWS License Manager documentation

Export-controlled content

For AWS Services architected within the AWS GovCloud (US) Regions, the following list explains how certain components of data may leave the AWS GovCloud (US) Regions in the normal course of the service offerings. The list can be used as a guide to help meet applicable customer compliance obligations. Data not included in the following list remains within the AWS GovCloud (US) Regions.

- This service can generate metadata from customer-defined configurations. AWS suggests customers do not enter export-controlled information in console fields, descriptions, resource names, and tagging information.

Amazon Location Service in AWS GovCloud (US)

Amazon Location Service lets you securely add location data to your application. Amazon Location provides access to location-based functionality and data providers through AWS resources. Amazon Location offers five types of AWS resources, depending on the type of functionality you need. Use the different resources together to create a full location-based application.

Region availability

Amazon Location Service is available in the following AWS GovCloud (US) Regions:

- AWS GovCloud (US-West)

How Amazon Location Service differs

- Granting access to resources using API keys is not available.

Documentation

- Amazon Location documentation

Export-controlled content

For AWS services architected within the AWS GovCloud (US) Regions, the following list explains which components of data may leave or remain within the AWS GovCloud (US) Regions in the normal course of the service offerings. The list can be used as a guide to help meet applicable customer compliance obligations.

- When you use the following geolocation data providers, you transmit request parameters (such as location searches) from Amazon Location features (Maps, Places, and Routes) to the geolocation provider for processing, which may be outside of the AWS Region in which your request was made.
  - Esri
  - Here
  - GrabMaps

- The exception is requests to the Open Data geolocation provider, which are processed by AWS in the AWS Region in which your request was made.
- Request parameters transmitted by using Amazon Location features Trackers and Geofences are processed by AWS in the AWS Region in which your request was made.

AWS Mainframe Modernization in AWS GovCloud (US)

AWS Mainframe Modernization helps you modernize your mainframe applications to AWS managed runtime environments. It provides tools and resources to help you plan and implement migration and modernization. You can analyze your existing mainframe applications, develop or update them using COBOL or PL/I, and implement an automated pipeline for continuous integration and continuous delivery (CI/CD) of the applications. You can choose between automated refactoring and replatforming patterns, depending on your clients' needs. If you are a consultant helping a client migrate their mainframe workloads, you can use AWS Mainframe Modernization tools for all phases of the migration and modernization journey, from initial planning to post-migration cloud operations.

You can use AWS Mainframe Modernization to help you efficiently create and manage the runtime environment on AWS for your mainframe applications, as well as to manage and monitor your modernized applications.

How AWS Mainframe Modernization differs

There are no differences for this service.

Documentation

- AWS Mainframe Modernization documentation

Export-controlled content

For AWS Services architected within the AWS GovCloud (US) Regions, the following list explains how certain components of data may leave the AWS GovCloud (US) Regions in the normal course of the service offerings. The list can be used as a guide to help meet applicable customer compliance obligations. Data not included in the following list remains within the AWS GovCloud (US) Regions.

- No data will leave the AWS GovCloud (US) Regions for this service.

Amazon Managed Blockchain in AWS GovCloud (US)

Amazon Managed Blockchain is a fully managed service for creating and managing blockchain networks and network resources using open-source frameworks. Blockchain allows you to build applications where multiple parties can securely and transparently run transactions and share data without the need for a trusted, central authority.

You can use Managed Blockchain to create scalable blockchain resources and networks quickly and efficiently using the AWS Management Console, the AWS CLI, or the Managed Blockchain SDK.

> **Note**
>
> Only the Hyperledger Fabric framework on Amazon Managed Blockchain is currently supported in the AWS GovCloud (US-West) Region.

Region availability

Amazon Managed Blockchain (AMB) is available in the following AWS GovCloud (US) Regions:

- AWS GovCloud (US-West)

How Amazon Managed Blockchain (AMB) differs

- This service does not support AWS CloudFormation for Members and Peers creation.

Documentation

- Hyperledger Fabric on Managed Blockchain documentation

Export-controlled content

For AWS Services architected within the AWS GovCloud (US) Regions, the following list explains how certain components of data may leave the AWS GovCloud (US) Regions in the normal course of the service offerings. The list can be used as a guide to help meet applicable customer

compliance obligations. Data not included in the following list remains within the AWS GovCloud (US) Regions.

- No data will leave the AWS GovCloud (US) Regions for this service.

Amazon Managed Grafana in AWS GovCloud (US)

This topic describes the functionality of Amazon Managed Grafana in the AWS GovCloud (US) Regions.

Amazon Managed Grafana is a fully managed and secure data visualization service that you can use to instantly query, correlate, and visualize operational metrics, logs, and traces from multiple sources. Amazon Managed Grafana makes it easy to deploy, operate, and scale Grafana, a widely deployed data visualization tool that is popular for its extensible data support.

Region availability

Amazon Managed Grafana is available in the following AWS GovCloud (US) Regions:

- AWS GovCloud (US-East)
- AWS GovCloud (US-West)

How Amazon Managed Grafana differs

- Enterprise Plugins are not available.
- Customer Managed Keys are not available.
- Dual-stack functionality is not available.
- CloudFormation is not available.

Export-controlled content

For AWS Services architected within the AWS GovCloud (US) Regions, the following list explains how certain components of data may leave the AWS GovCloud (US) Regions in the normal course of the service offerings. The list can be used as a guide to help meet applicable customer compliance obligations. Data not included in the following list remains within the AWS GovCloud (US) Regions.

- No data will leave the AWS GovCloud (US) Regions for this service.

Documentation

- Amazon Managed Grafana documentation
- AWS Developer Tools in AWS GovCloud (US) Regions
- Service endpoints for AWS GovCloud (US) Regions

Amazon Managed Service for Apache Flink in AWS GovCloud (US)

Amazon Kinesis Data Analytics is the easiest way to analyze streaming data, gain actionable insights, and respond to your business and customer needs in real time. Amazon Kinesis Data Analytics reduces the complexity of building, managing, and integrating streaming applications with other AWS services. SQL users can easily query streaming data or build entire streaming applications using templates and an interactive SQL editor. Java developers can quickly build sophisticated streaming applications using open source Java libraries and AWS integrations to transform and analyze data in real-time.

Amazon Managed Service for Apache Flink takes care of everything required to run your real-time applications continuously and scales automatically to match the volume and throughput of your incoming data. With Amazon Managed Service for Apache Flink, you only pay for the resources your streaming applications consume. There is no minimum fee or setup cost.

Region availability

Amazon Managed Service for Apache Flink is available in the following AWS GovCloud (US) Regions:

- AWS GovCloud (US-East)
- AWS GovCloud (US-West)

How Amazon Managed Service for Apache Flink differs

There are no differences for this service.

Documentation

- Amazon Managed Service for Apache Flink documentation

Export-controlled content

For AWS Services architected within the AWS GovCloud (US) Regions, the following list explains how certain components of data may leave the AWS GovCloud (US) Regions in the normal course of the service offerings. The list can be used as a guide to help meet applicable customer compliance obligations. Data not included in the following list remains within the AWS GovCloud (US) Regions.

- Application names

If you are processing export-controlled data with this service, use the SSL (HTTPS) endpoint to maintain export compliance. For more information, see Service Endpoints.

Amazon Managed Service for Prometheus in AWS GovCloud (US)

Amazon Managed Service for Prometheus is a serverless, Prometheus-compatible monitoring service for container metrics that makes it easier to securely monitor container environments at scale. With Amazon Managed Service for Prometheus, you can use the same open-source Prometheus data model and query language that you use today to monitor the performance of your containerized workloads, and also enjoy improved scalability, availability, and security without having to manage the underlying infrastructure.

Region availability

Amazon Managed Service for Prometheus is available in the following AWS GovCloud (US) Regions:

- AWS GovCloud (US-East)
- AWS GovCloud (US-West)

How Amazon Managed Service for Prometheus differs

- The Amazon Managed Service for Prometheus Collector is not available in AWS GovCloud (US). For more information, see AWS managed collectors in the *Amazon Managed Service for Prometheus User Guide*.

Documentation

- Amazon Managed Service for Prometheus documentation

Export-controlled content

For AWS Services architected within the AWS GovCloud (US) Regions, the following list explains how certain components of data may leave the AWS GovCloud (US) Regions in the normal course of the service offerings. The list can be used as a guide to help meet applicable customer compliance obligations. Data not included in the following list remains within the AWS GovCloud (US) Regions.

- No data will leave the AWS GovCloud (US) Regions for this service.

AWS Managed Services - Accelerate in AWS GovCloud (US)

AWS Managed Services - Accelerate is a service for configuring and managing your AWS infrastructure. For more information, see the service description.

How AWS Managed Services - Accelerate differs

The following differences apply to AWS Managed Services - Accelerate:

- The following features are not available in AWS GovCloud (US) Regions:
  - Amazon Macie
  - Self-service reporting - Patch and Backup daily reports are available. All other self-service reports are not available.
  - Enable AMS to use your own CloudTrail trail
  - Cost optimization with AMS Resource Scheduler
  - Customer-provided tags

  - Amazon Route 53 DNS firewall event monitoring in Service Incident Response
  - Trusted Remediator
  - Amazon Route 53 Resolver DNS Firewall
  - Monitoring and Incident Management for Amazon EKS
  - AWS Config periodic recording for the AWS::EC2::Instance resource type
  - Application aware incident notifications in AMS
- The following features differ in AWS GovCloud (US) Regions:
  - Outbound Service notifications are not sent to AWS account primary emails. Reports go to smaller, more targeted lists.
  - Accelerate Compliance and conformance is limited by the AWS Config managed rules available in your AWS Region.
- Other AWS service differences that affect AWS Managed Services - Accelerate:
  - Not all AWS Config in AWS GovCloud (US) managed rules are available in all Regions. The Developer Guide lists all managed rules, and the applicable Regions for each rule.
  - GuardDuty: For information about the differences in AWS GovCloud (US) Regions, see Amazon GuardDuty in AWS GovCloud (US).

Documentation

- AWS Managed Services - Accelerate documentation

Export-controlled content

For AWS Services architected within the AWS GovCloud (US) Regions, the following list explains how certain components of data may leave the AWS GovCloud (US) Regions in the normal course of the service offerings. The list can be used as a guide to help meet applicable customer compliance obligations. Data not included in the following list remains within the AWS GovCloud (US) Regions.

- Resource names
- Tags
- Communications between customers and AWS Managed Services - Accelerate, such as service requests and incident reports.

Amazon Managed Streaming for Apache Kafka (MSK) in AWS GovCloud (US)

Amazon Managed Streaming for Apache Kafka (Amazon MSK) is a fully managed service that enables you to build and run applications that use Apache Kafka to process streaming data. Amazon MSK provides the control-plane operations, such as those for creating, updating, and deleting clusters. It lets you use Apache Kafka data-plane operations, such as those for producing and consuming data. It runs open-source versions of Apache Kafka. This means existing applications, tooling, and plugins from partners and the Apache Kafka community are supported without requiring changes to application code.

Region availability

Amazon Managed Streaming for Apache Kafka (MSK) is available in the following AWS GovCloud (US) Regions:

- AWS GovCloud (US-East)
- AWS GovCloud (US-West)

How Amazon Managed Streaming for Apache Kafka (MSK) differs

The following differences apply to Amazon Managed Streaming for Apache Kafka (MSK):

- MSK Serverless is not available.

- Firehose isn’t available as a destination for broker logs.

Documentation

- Amazon Managed Streaming for Apache Kafka (MSK) documentation

Export-controlled content

For AWS Services architected within the AWS GovCloud (US) Regions, the following list explains how certain components of data may leave the AWS GovCloud (US) Regions in the normal course of the service offerings. The list can be used as a guide to help meet applicable customer

compliance obligations. Data not included in the following list remains within the AWS GovCloud (US) Regions.

- This service can generate metadata from customer-defined configurations. AWS suggests customers do not enter export-controlled information in console fields, descriptions, resource names, and tagging information.

Amazon Managed Workflows for Apache Airflow (Amazon MWAA) in AWS GovCloud (US)

Amazon Managed Workflows for Apache Airflow (Amazon MWAA) is a managed service for Apache Airflow that you can use to build and manage your workflows in the cloud.

Region availability

Amazon Managed Workflows for Apache Airflow Serverless (MWAA Serverless) is available in the following AWS GovCloud (US) Regions:

- AWS GovCloud (US-West)
- AWS GovCloud (US-East)

How Amazon Managed Workflows for Apache Airflow (Amazon MWAA) differs

The following differences apply to Amazon Managed Workflows for Apache Airflow:

- MWAA Provisioned is not available.
- The Amazon MWAA console is not available. Use the AWS CLI or API to create and manage your MWAA Serverless workflows.
- Not all AWS services are available in AWS GovCloud (US). Consult AWS service availability before using associated Apache Airflow operators that depend on other AWS services.

Documentation

- Amazon MWAA documentation

Export-controlled content

For AWS Services architected within the AWS GovCloud (US) Regions, the following list explains how certain components of data may leave the AWS GovCloud (US) Regions in the normal course of the service offerings. The list can be used as a guide to help meet applicable customer compliance obligations. Data not included in the following list remains within the AWS GovCloud (US) Regions.

- This service can generate metadata from customer-defined configurations. AWS suggests customers do not enter export-controlled information in console fields, descriptions, resource names, and tagging information.

AWS Management Console for the AWS GovCloud (US) Region

The AWS Management Console is a graphical interface for accessing a wide range of AWS Cloud services and managing compute, storage, and other cloud resources. The console includes the Tag Editor tool for managing metadata that you add to your resources. You can then use those tags to create resource groups to manage your AWS resources collectively.

How AWS Management Console differs

The following differences apply to AWS Management Console:

- You access the AWS GovCloud (US) console by using a different URL than the standard AWS Management Console.
- You can only access the AWS GovCloud (US) console by using an IAM user name and password, not with the GovCloud account root user email address. You cannot enable an MFA device for your AWS GovCloud (US) account root user email, but can enable for IAM users. For information about the AWS GovCloud (US) differences in IAM, see AWS Identity and Access Management.
- The console includes only the services that are available in AWS GovCloud (US) Regions. To see a list of the supported services, see Services in the AWS GovCloud (US).
- You are automatically signed out from the console after 4 hours.
- Due to the separate authentication stack for AWS GovCloud (US), the hardware MFA devices used with standard AWS Regions are not compatible with AWS GovCloud (US) accounts. AWS GovCloud (US) supports only MFA devices listed in the **Compatibility with AWS GovCloud (US)** table row on the Multi-Factor Authentication page.
- The console does not permit navigation to any Regions other than AWS GovCloud (US) Regions.

- You can sign in to the AWS GovCloud (US) console and the standard AWS Management Console concurrently.
- You cannot automatically create a support ticket from the AWS GovCloud (US) console.
- Resource Groups, Tag Editor, and AWS Console mobile app are not available.
- On the Console Navigation the following features are not available: Personal Health Dashboard (PHD) alerts, Language Selector, Feedback.
- Unified Search only supports service and feature searches.
- myApplications is unavailable.
- Multi-session support is unavailable.
- User Experience Customization is unavailable.

Export-controlled content

For AWS Services architected within the AWS GovCloud (US) Regions, the following list explains how certain components of data may leave the AWS GovCloud (US) Regions in the normal course of the service offerings. The list can be used as a guide to help meet applicable customer compliance obligations. Data not included in the following list remains within the AWS GovCloud (US) Regions.

- Your user name is not permitted to contain export-controlled data.
- All console data fields inherit the export restrictions for the specific service that is being accessed. See each service for details.

Documentation

- Getting Started with the AWS Management Console

AWS Marketplace in AWS GovCloud (US)

AWS Marketplace is an online store where you can buy or sell software that runs on Amazon Web Services (AWS).

How AWS Marketplace differs

The following differences apply to AWS Marketplace:

- Full catalog of solutions is currently not available for use but we are actively working with AWS Marketplace sellers to offer their solutions.
- Currently, container products and Amazon Machine Learning products are not available.
- Launch from the AWS Marketplace website is not available with your GovCloud AWS account. To launch from the AWS Marketplace website, you must use a commercial AWS account.
- Integration with Service Catalog is currently not available.
- To view AWS Marketplace products available for AWS GovCloud (US), select the us-gov-west-1 and/or us-gov-east-1 regions from the AWS Marketplace All Productsview.

Documentation

- AWS Marketplace documentation

Export-controlled content

For AWS Services architected within the AWS GovCloud (US) Regions, the following list explains how certain components of data may leave the AWS GovCloud (US) Regions in the normal course of the service offerings. The list can be used as a guide to help meet applicable customer compliance obligations. Data not included in the following list remains within the AWS GovCloud (US) Regions.

- This service can generate metadata from customer-defined configurations. AWS suggests customers do not enter export-controlled information in console fields, descriptions, resource names, and tagging information.

Amazon MemoryDB in AWS GovCloud (US)

Amazon MemoryDB makes it easy to set up, manage, and scale distributed in-memory cache environments in the AWS Cloud. It provides a high performance, resizable, and cost-effective in-memory cache, while removing complexity associated with deploying and managing a distributed cache environment. MemoryDB works with the Valkey and Redis OSS engines.

Region availability

Amazon MemoryDB is available in the following AWS GovCloud (US) Regions:

- AWS GovCloud (US-East)
- AWS GovCloud (US-West)

How Amazon MemoryDB differs

- All MemoryDB instances must be launched in an Amazon VPC.
- MemoryDB clusters have a preferred weekly maintenance window. For information about the time blocks, see Cache Engine Version Management.
- The r6gd node type and data-tiering are not available.

Documentation

- Amazon MemoryDB documentation

Export-controlled content

For AWS Services architected within the AWS GovCloud (US) Regions, the following list explains how certain components of data may leave the AWS GovCloud (US) Regions in the normal course of the service offerings. The list can be used as a guide to help meet applicable customer compliance obligations. Data not included in the following list remains within the AWS GovCloud (US) Regions.

- Unencrypted data stored in a cache cluster may not contain export-controlled data.
- MemoryDB metadata is not permitted to contain export-controlled data. This metadata includes all the configuration data that you enter when creating and maintaining your MemoryDB clusters.
- Do not enter export-controlled data in the following fields:
  - Cluster instance identifier
  - Cluster name
  - Cluster snapshot name
  - Cluster security group name
  - Cluster security group description
  - Cluster parameter group name
  - Cluster parameter group description

- Cluster subnet group name
- Cluster subnet group description
- Replication group name
- Replication group description

If you are processing export-controlled data with MemoryDB, follow these guidelines in order to maintain export compliance:

- To secure export-controlled data in your VPC, set up access control lists (ACLs) to control traffic entering and exiting your VPC. If you have multiple databases configured with different ports, set up ACLs on all the ports.
  - For example, if you're running an application server on an Amazon EC2 instance that connects to an MemoryDB cluster, a non-U.S. person could reconfigure the DNS to redirect export-controlled data out of the VPC and into any server that could possibly be outside of AWS GovCloud (US) Regions
  - To prevent this type of attack and to maintain export compliance, use network ACLs to prevent network traffic from exiting the VPC on the database port. For more information, see Network ACLs in the Amazon VPC User Guide.
- For each cluster that contains export-controlled data, ensure that only specific CIDR ranges and Amazon EC2 security groups can access the database instance, especially when an Internet gateway is attached to the VPC. Only allow connections that are from AWS GovCloud (US) Regions or other export-controlled environments to export-controlled clusters.

MemoryDB requires the use of the SSL (HTTPS) endpoint for service API calls. For more information, see Service Endpoints.

AWS Modular Data Center in AWS GovCloud (US)

AWS MDC is a simple and cost-effective service for defense and intelligence agencies to deploy AWS managed data centers anywhere in the world to run low-latency applications. AWS MDC is self-contained, which means that it's a physical, environmentally controlled enclosure that holds as many as five racks of AWS Outposts or AWS Snowball Edge devices. It can also be scaled further through deployment of additional modules. AWS MDC reduces the time and resources required to deploy data centers in remote environments with limited infrastructure. Customers can proactively monitor and manage their modular data centers using a management system that comes with

every MDC. Each modular data center is equipped with Building Management System (BMS) sensors to monitor the environmental conditions of the MDC, including temperature, humidity, ventilation, HVAC performance, and power quality. The BMS also monitors safety systems, such as smoke detection, fire alarm, and the Access Control System (ACS) / Intrusion Detection System (IDS).

How AWS Modular Data Center differs

There are no differences for this service.

Export-controlled content

For AWS Services architected within the AWS GovCloud (US) Regions, the following list explains how certain components of data may leave the AWS GovCloud (US) Regions in the normal course of the service offerings. The list can be used as a guide to help meet applicable customer compliance obligations. Data not included in the following list remains within the AWS GovCloud (US) Regions.

- AWS suggests that customers do not enter export-controlled information in the AWS MDC order consultation form use case field.

Documentation

- AWS Modular Data Center

Amazon MQ in AWS GovCloud (US)

Amazon MQ is a managed message broker service that makes it easy to migrate to a message broker in the cloud. A *message broker* allows software applications and components to communicate using various programming languages, operating systems, and formal messaging protocols. Currently, Amazon MQ supports Apache ActiveMQ and RabbitMQ engine types.

Amazon MQ works with your existing applications and services without the need to manage, operate, or maintain your own messaging system.

Region availability

Amazon MQ is available in the following AWS GovCloud (US) Regions:

- AWS GovCloud (US-East)
- AWS GovCloud (US-West)

How Amazon MQ differs

- The AWS Free Tier is not available in GovCloud, meaning users cannot access the free resources offered in commercial Regions.
- Amazon MQ in GovCloud Regions does not support cross-Region data replication.
- The instance types supported by Amazon MQ in GovCloud differ from those in commercial Regions. Users should consult the Amazon MQ pricing page for the specific instance types available in their Region.
- Amazon MQ does not support CRDR in AWS GovCloud (US) regions.

Documentation

- Amazon MQ documentation

Export-controlled content

For AWS Services architected within the AWS GovCloud (US) Regions, the following list explains how certain components of data may leave the AWS GovCloud (US) Regions in the normal course of the service offerings. The list can be used as a guide to help meet applicable customer compliance obligations. Data not included in the following list remains within the AWS GovCloud (US) Regions.

- Amazon MQ metadata is not permitted to contain export-controlled data. For example, do not enter export-controlled data into user input fields such as the following:
  - Broker name
  - Configuration name
  - Resource tag/key value pairs

Amazon Neptune in AWS GovCloud (US)

Amazon Neptune is a fast, reliable, fully managed graph database service that makes it easy to build and run applications that work with highly connected datasets. The core of Neptune is a purpose-built, high-performance graph database engine. This engine is optimized for storing billions of relationships and querying the graph with milliseconds latency. Neptune supports the popular graph query languages Apache TinkerPop Gremlin and W3C's SPARQL, enabling you to build queries that efficiently navigate highly connected datasets. Neptune powers graph use cases such as recommendation engines, fraud detection, knowledge graphs, drug discovery, and network security.

Region availability

This service is available in the following AWS GovCloud (US) Regions:

- AWS GovCloud (US-West)
- AWS GovCloud (US-East)

How Amazon Neptune differs

The following differences apply to Amazon Neptune:

- Neptune workbench with Jupyter notebooks is not available.
- Neptune Serverless is not available.

Documentation

- Amazon Neptune documentation

Export-controlled content

For AWS Services architected within the AWS GovCloud (US) Regions, the following list explains how certain components of data may leave the AWS GovCloud (US) Regions in the normal course of the service offerings. The list can be used as a guide to help meet applicable customer compliance obligations. Data not included in the following list remains within the AWS GovCloud (US) Regions.

- This service can generate metadata from customer-defined configurations. AWS suggests customers do not enter export-controlled information in console fields, descriptions, resource names, and tagging information.

If you are processing export-controlled data with this service, use the SSL (HTTPS) endpoint to maintain export compliance. For more information, see Service Endpoints.

AWS Network Firewall in AWS GovCloud (US)

AWS Network Firewall is a stateful, managed, network firewall and intrusion detection and prevention service for your virtual private cloud (VPC) that you created in Amazon Virtual Private Cloud (Amazon VPC).

Region availability

This service is available in the following AWS GovCloud (US) Regions:

- AWS GovCloud (US-West)
- AWS GovCloud (US-East)

How AWS Network Firewall differs

There are no differences for this service.

Documentation

- AWSNetwork Firewall documentation

Export-controlled content

For AWS Services architected within the AWS GovCloud (US) Regions, the following list explains how certain components of data may leave the AWS GovCloud (US) Regions in the normal course of the service offerings. The list can be used as a guide to help meet applicable customer compliance obligations. Data not included in the following list remains within the AWS GovCloud (US) Regions.

- No data will leave the AWS GovCloud (US) Regions for this service.

Amazon OpenSearch Service in AWS GovCloud (US)

{eslong} is a managed service that makes it easy to deploy, operate, and scale {opensearch}, a popular open-source search and analytics engine. {es} also offers security options, high availability, data durability, and direct access to the {opensearch} API.

Region availability

This service is available in the following AWS GovCloud (US) Regions:

- AWS GovCloud (US-West)
- AWS GovCloud (US-East)

How Amazon OpenSearch Service differs

The following differences apply to Amazon OpenSearch Service:

- Amazon Cognito authentication for OpenSearch Dashboards is not available in the AWS GovCloud (US-East) Region.

The following differences apply to Amazon OpenSearch Ingestion:

- S3 vector source is not available.
- The RDS source with Aurora PostgreSQL is not available. Aurora MySQL, RDS MySQL, and RDS PostgreSQL sources are supported.
- MSK Serverless source is not available.

Documentation

- Amazon OpenSearch Service documentation

Export-controlled content

For AWS Services architected within the AWS GovCloud (US) Regions, the following list explains how certain components of data may leave the AWS GovCloud (US) Regions in the normal course of the service offerings. The list can be used as a guide to help meet applicable customer

compliance obligations. Data not included in the following list remains within the AWS GovCloud (US) Regions.

- Amazon OpenSearch Service metadata is not permitted to contain export-controlled data. This metadata includes all configuration data that you specify when creating and maintaining your OpenSearch clusters and indices, such as index names, alias names, tags, snapshot names, and repository names.
- Do not enter export-controlled data in the following fields:
  - Domain name
  - Index names
  - Type names
  - Document IDs
  - Snapshot names
  - Resource tags
  - Repository names
  - Alias names
  - CloudWatch log group names

AWS Organizations in AWS GovCloud (US)

AWS Organizations is an account management service that enables you to consolidate multiple AWS accounts into an organization that you create and centrally manage. AWS Organizations includes account management and consolidated billing capabilities that enable you to better meet the budgetary, security, and compliance needs of your business.

Region availability

This service is available in the following AWS GovCloud (US) Regions:

- AWS GovCloud (US-West)
- AWS GovCloud (US-East)

How AWS Organizations differs

The following differences apply to AWS Organizations:

- You must use AWS Organizations with all features enabled. The consolidated billing feature set is not available in this Region.
- You must meet the U.S. regulatory requirements as described in Signing Up for AWS GovCloud (US).
- Creating accounts from within AWS Organizations operates differently in the AWS GovCloud (US) Regions compared to commercial AWS Regions:
  - You start creating AWS GovCloud (US) accounts by calling the CreateGovCloudAccount action from the management account of the organization in the commercial Region. Calling account creation APIs from the AWS GovCloud (US) Regions is not available.
  - When you call the CreateGovCloudAccount API action, you create two accounts: a standalone account in the AWS GovCloud (US) Regions, and an associated account in the commercial Region for billing and support purposes. The account in the commercial Region is automatically a member of the organization whose credentials made the request. Both accounts are associated with the same email address.
  - After creating the standalone account in the AWS GovCloud (US) Regions, you can invite it to an organization in the AWS GovCloud (US) Regions only.
  - Accounts created in other AWS Regions cannot be members of an organization in the AWS GovCloud (US) Regions.
- Organizations that you create in the AWS GovCloud (US) Regions are independent from organizations created in commercial AWS Regions.
- The CreateGovCloudAccount API action is not available from the AWS GovCloud (US) Regions.
- To sign in to the AWS Organizations console in the AWS GovCloud (US) Regions, you must be signed in from a AWS GovCloud (US) account.
- To learn what AWS services are currently available for trusted access with AWS Organizations, check the list in the AWS Organizations console from the AWS GovCloud (US) Regions.
- The seven-day age requirement for the organization does not apply in AWS GovCloud (US). In other AWS Regions, you must wait until at least seven days after the organization was created before you can migrate an account to a new organization. This waiting period does not apply in the AWS GovCloud (US) Regions.
- The following Organizations API operations work only when you specify the AWS GovCloud (US-West) Region:
  - DeletePolicy
  - DisablePolicyType

- EnablePolicyType
- Any operation that references the organization root, such as ListRoots.

- Organization policies – You can use only the following policy types in an AWS GovCloud (US) organization:
  - Service control policies
  - Resource control policies (RCPs)
  - Tag policies
  - Declarative policies for EC2
  - Declarative policies for S3
  - Declarative policies for Security Hub
  - Declarative policies for Amazon Inspector
  - Declarative policies for Amazon GuardDuty

    Note

    As a rule, you can create tag policies that reference only those resource types whose services are supported in the AWS GovCloud (US) Regions. However, you can use the following additional resource types in a tag policy even though the associated service is not yet supported in the AWS GovCloud (US) Regions:

    - `chime:meeting`
    - `codepipeline:pipeline`

Tag policy compliance reporting works only in the AWS GovCloud (US-West) Region.

The following tagging API operations work only when you specify the AWS GovCloud (US-West) Region:

- DescribeReportCreation
- GetComplianceSummary
- GetResources
- StartReportCreation

- You can't create or use backup policies, chat application policies, or AI services opt-out policies.

Creating Your Account

When you create accounts in the AWS GovCloud (US) Regions from AWS Organizations, an associated account in the commercial Region is automatically created for billing and support purposes. The account in the commercial Region and the account in the AWS GovCloud (US) Regions are linked. The account in the commercial Region is automatically a member of the organization whose credentials made the request, but the account in the AWS GovCloud (US) Regions is a standalone account until you invite it to an organization in that same Region.

Before creating accounts in the AWS GovCloud (US) Regions from AWS Organizations, make sure that you meet specific U.S. regulatory requirements as described in Signing Up for AWS GovCloud.

To create an account in the AWS GovCloud (US) Regions from AWS Organizations

1. From the management account of your organization in the commercial Region, sign in to the Organizations console at https://console.aws.amazon.com/organizations
2. From the Command Line Interface (CLI), Call the CreateGovCloudAccount API action.

Accounts and roles are created as follows

- An account is created in the commercial Region and it is automatically a member of the organization whose credentials made the request.
- A role is created in the new account in the commercial Region that the management account in this same Region can assume.
- The account in the AWS GovCloud (US) Regions is created and it links to the associated account that was created at the same time in the commercial Region.
- The account in the AWS GovCloud (US) Regions is a standalone account and is not yet a member of an organization.
- A role is created in the AWS GovCloud (US) account that the AWS GovCloud (US) account that is linked to the management account in the commercial Region can assume.

Inviting Accounts to an Organization

After creating a standalone account in the AWS GovCloud (US) Regions, you can invite it to organizations in the AWS GovCloud (US) Regions. You cannot invite accounts in the AWS GovCloud (US) Regions to organizations in other AWS Regions.

The following diagram explains account access works so that you can invite standalone accounts in the AWS GovCloud (US) Regions to an organization in the same Region.

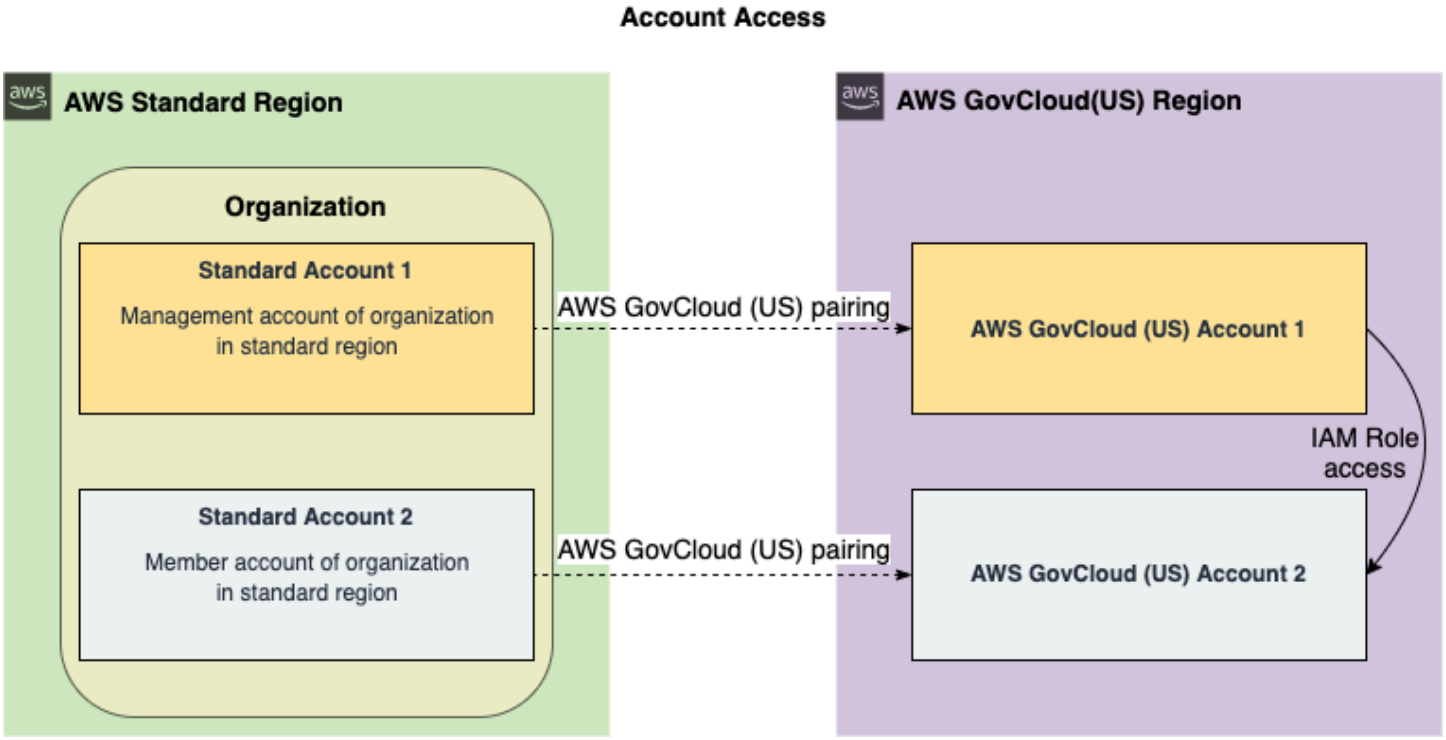

To invite an account in the AWS GovCloud (US) Regions to an Organization

1. From the AWS GovCloud (US) account that's associated with the management account of your organization in the commercial Region, assume the role of the AWS GovCloud (US) account you just created.

   In the above example, start from AWS GovCloud (US) Account 1 and assume the role that was created in AWS GovCloud (US) Account 2.

2. Follow the procedure described in Sending Invitations to AWS Accounts in the AWS Organizations User Guide to invite the account in the AWS GovCloud (US) Regions to the organization.

To access the new account in the AWS GovCloud (US) Regions

1. Sign in to the GovCloud account that is mapped to your commercial organization's management account.
2. Assume the role into the newly-created AWS GovCloud (US) management account.

The role is automatically created when you create the account. By default, the role is named **`OrganizationAccountAccessRole`** but you can change it using the `RoleName` parameter when you call the `CreateGovCloudAccount` operation.

Documentation

AWS Organizations documentation.

Export-controlled content

For AWS Services architected within the AWS GovCloud (US) Regions, the following list explains how certain components of data may leave the AWS GovCloud (US) Regions in the normal course of the service offerings. The list can be used as a guide to help meet applicable customer compliance obligations. Data not included in the following list remains within the AWS GovCloud (US) Regions.

- This service can generate metadata from customer-defined configurations. AWS suggests customers do not enter export-controlled information in console fields, descriptions, resource names, and tagging information.

AWS Outposts in AWS GovCloud (US)

AWS Outposts is a fully managed service that extends AWS infrastructure, services, APIs, and tools to customer premises. By providing local access to AWS managed infrastructure, AWS Outposts enables customers to build and run applications on premises using the same programming interfaces as in AWS Regions, while using local compute and storage resources for lower latency and local data processing needs. Both AWS Outposts racks and servers are available in the AWS GovCloud (US) Region.

Region availability

AWS Outposts is available in the following AWS GovCloud (US) Regions:

- AWS GovCloud (US-East)
- AWS GovCloud (US-West)

How AWS Outposts differs

The following differences apply to AWS Outposts:

- EBS on Outposts is not available.
- EKS Local Clusters on Outposts is not available.
- ELB/ALB on Outposts is not available.
- IoT Greengrass on Outposts is not available.
- Route 53 Resolver on Outposts is not available.

- Application Load Balancer is not available.
- Amazon RDS is not available.
- Amazon EMR is not available.
- ElastiCache is not available.
- Route 53 resolver is not available.
- Launching Amazon EC2 instances that use Local Boot with an encrypted AMI is not supported. As a workaround, use an unencrypted boot AMI.

Documentation

AWS Outposts documentation.

Export-controlled content

For AWS Services architected within the AWS GovCloud (US) Regions, the following list explains how certain components of data may leave the AWS GovCloud (US) Regions in the normal course of the service offerings. The list can be used as a guide to help meet applicable customer compliance obligations. Data not included in the following list remains within the AWS GovCloud (US) Regions.

- AWS Outposts metadata is not permitted to contain export-controlled data. This metadata includes all configuration data that you enter when setting up and maintaining your topics.

  For example, do not enter export-controlled data in the following fields:

  - Outpost Name

- Outpost Description
- Site Address
- Site Name
- Site Description
- Site Notes

AWS Parallel Computing Service (AWS PCS) in AWS GovCloud (US)

AWS Parallel Computing Service (AWS PCS) is a managed service that makes it easier to run and scale high performance computing (HPC) workloads, and build scientific and engineering models on AWS using Slurm. Use AWS PCS to build compute clusters that integrate best in class AWS compute, storage, networking, and visualization. Run simulations or build scientific and engineering models. Streamline and simplify your cluster operations using built-in management and observability capabilities. Empower your users to focus on research and innovation by enabling them to run their applications and jobs in a familiar environment.

Region availability

AWS Parallel Computing Service (PCS) is available in the following AWS GovCloud (US) Regions:

- AWS GovCloud (US-East)
- AWS GovCloud (US-West)

How AWS Parallel Computing Service (PCS) differs

- Amazon EC2 interruptible Capacity Reservations are not available.

Documentation

- AWS PCS documentation

Export-controlled content

For AWS Services architected within the AWS GovCloud (US) Regions, the following list explains how certain components of data may leave the AWS GovCloud (US) Regions in the normal course of the service offerings. The list can be used as a guide to help meet applicable customer compliance obligations. Data not included in the following list remains within the AWS GovCloud (US) Regions.

- No data will leave the AWS GovCloud (US) Regions for this service.

AWS ParallelCluster in AWS GovCloud (US)

AWS ParallelCluster is an AWS-supported open source cluster management tool that helps you to deploy and manage High Performance Computing (HPC) clusters in the AWS cloud. Built on the open source CfnCluster project, AWS ParallelCluster enables you to quickly build an HPC compute environment in AWS. It automatically sets up the required compute resources and shared filesystem. You can use AWS ParallelCluster with a variety of batch schedulers, such as AWS Batch, SGE, Torque, and Slurm. AWS ParallelCluster facilitates quick start proof of concept deployments and production deployments. You can also build higher level workflows, such as a genomics portal that automates an entire DNA sequencing workflow, on top of AWS ParallelCluster.

How AWS ParallelCluster differs

There are no differences for this service.

Documentation

- AWS ParallelCluster documentation

Export-controlled content

For AWS Services architected within the AWS GovCloud (US) Regions, the following list explains how certain components of data may leave the AWS GovCloud (US) Regions in the normal course of the service offerings. The list can be used as a guide to help meet applicable customer compliance obligations. Data not included in the following list remains within the AWS GovCloud (US) Regions.

- This service can generate metadata from customer-defined configurations. AWS suggests customers do not enter export-controlled information in console fields, descriptions, resource names, and tagging information.

Amazon Pinpoint in AWS GovCloud (US)

> **Important**
>
> **End of support notice:** On October 30, 2026, AWS will end support for Amazon Pinpoint. After October 30, 2026, you will no longer be able to access the Amazon Pinpoint console or Amazon Pinpoint resources (endpoints, segments, campaigns, journeys, and analytics). For more information, see Amazon Pinpoint end of support. **Note:** APIs related to SMS, voice, mobile push, OTP, and phone number validate are not impacted by this change and are supported by AWS End User Messaging.

Amazon Pinpoint is an AWS service that you can use to engage with you customers across multiple messaging channels. You can use Amazon Pinpoint to send push notifications, emails, SMS text messages, and voice messages.

The Amazon Pinpoint API is currently available in AWS GovCloud (US-West).

How Amazon Pinpoint differs

The following differences apply to Amazon Pinpoint:

- Amazon Pinpoint API
  - You can't use the SendMessages operation in the Amazon Pinpoint API to send voice messages.
  - The **Machine learning modules** section isn't available in the Amazon Pinpoint console.
  - The **Analytics** section of the Amazon Pinpoint console doesn't include the **Events** page.
  - When you create a campaign, you can't configure the campaign to be sent when an event occurs.
  - When you create a journey, you can only configure the **Journey entry** activity to add participants who are in a specific segment. You can't configure the **Journey entry** activity to add participants when they perform an activity (also known as an event).

- You can't create message templates that include recommendations provided by Amazon Personalize.
- The In-App channel is unavailable.
- Time zone estimation is not available.

Documentation

Amazon Pinpoint documentation and Amazon Pinpoint API documentaiton.

Export-controlled content

For AWS Services architected within the AWS GovCloud (US) Regions, the following list explains how certain components of data may leave the AWS GovCloud (US) Regions in the normal course of the service offerings. The list can be used as a guide to help meet applicable customer compliance obligations. Data not included in the following list remains within the AWS GovCloud (US) Regions.

- Amazon Pinpoint metadata is not permitted to contain export-controlled data. This metadata includes all the configuration data that you enter when creating and maintaining your Amazon Pinpoint tables, such as table names, hash attribute names, and range attribute names.
- Do not enter export-controlled data in the following fields:
  - Keyspace names
  - Table names
  - Column names
  - Resource tags

If you are processing export-controlled data with this service, use the SSL (HTTPS) endpoint to maintain export compliance. For more information, see Service Endpoints.

Amazon Polly in AWS GovCloud (US)

Amazon Polly is a Text-to-Speech (TTS) cloud service that converts text into lifelike speech. You can use Amazon Polly to develop applications that increase engagement and accessibility. Amazon Polly supports multiple languages and includes a variety of lifelike voices, so you can build speech-enabled applications that work in multiple locations and use the ideal voice for your customers.

Amazon Polly is currently available in AWS GovCloud (US-West).

How Amazon Polly differs

The following differences apply to Amazon Polly:

- In AWS GovCloud (US) Regions, AWS does not use or store AI Content processed by this AI Service to develop and improve that Service or technologies of AWS or its affiliates. Opt-out policies are not currently applicable to these Regions.

Documentation

- Amazon Polly documentation

Export-controlled content

For AWS Services architected within the AWS GovCloud (US) Regions, the following list explains how certain components of data may leave the AWS GovCloud (US) Regions in the normal course of the service offerings. The list can be used as a guide to help meet applicable customer compliance obligations. Data not included in the following list remains within the AWS GovCloud (US) Regions.

- This service can generate metadata from customer-defined configurations. AWS suggests customers do not enter export-controlled information in console fields, descriptions, resource names, and tagging information.

AWS Private Certificate Authority in AWS GovCloud (US)

Region availability

This service is available in the following AWS GovCloud (US) Regions:

- AWS GovCloud (US-West)
- AWS GovCloud (US-East)

AWS Private Certificate Authority (AWS Private CA) is a managed private CA service with which you can easily and securely manage your CA infrastructure and your private certificates.

How AWS Private CA differs

The following differences apply to AWS Private CA:

- To connect to AWS Private CA by using the command line or API, use the following endpoints:
  - `https://acm-pca.us-gov-west-1.amazonaws.com`
  - `https://acm-pca.us-gov-east-1.amazonaws.com`
- The Amazon Resource Name (ARN) for a private certificate authority has a AWS GovCloud (US) pattern of `arn:aws-us-gov:acm-pca:<region>:<account-id>:certificate-authority/<CA-ID>`

  You can find this ARN on the **CA details** page in the AWS Private CA console.
- The ARN for a certificate issued by a private CA has a AWS GovCloud (US) pattern of `arn:aws-us-gov:acm-pca:<region>:<account-id>:certificate-authority/<CA-ID>/certificate/<CertificateID>`
- The ARNs for certificate templates used with the `IssueCertificate` API action have a AWS GovCloud (US) pattern of `arn:aws-us-gov:acm-pca:::template/<TemplateName>/V1`

  For example, `arn:aws-us-gov:acm-pca:::template/EndEntityCertificate/V1`. For the complete list of available template names, see Using certificate templates in the AWS Private Certificate Authority User Guide.

Documentation

- AWS Private Certificate Authority documentation

Export-controlled content

For AWS Services architected within the AWS GovCloud (US) Regions, the following list explains how certain components of data may leave the AWS GovCloud (US) Regions in the normal course of the service offerings. The list can be used as a guide to help meet applicable customer compliance obligations. Data not included in the following list remains within the AWS GovCloud (US) Regions.

- No export-controlled data may be entered, stored, or processed by AWS Private Certificate Authority. For example, domain names specified for certificates are not permitted to contain

export-controlled data. For example, do not enter export-controlled data into the **DomainName** or **SubjectAlternativeNames** fields when requesting a certificate.

Amazon Quick in AWS GovCloud (US)

Amazon Quick is a comprehensive, generative AI-powered business intelligence service that makes it easy to analyze data, create visualizations, automate workflows, and collaborate across your organization. The service combines traditional business intelligence capabilities with modern AI assistance, requiring no machine learning expertise to use. You can connect to diverse data sources, create interactive dashboards, build intelligent automations, and get immediate insights through natural language conversations with AI agents. **In AWS GovCloud (US), Amazon Quick offers a limited deployment: in addition to the traditional Quick Sight capabilities (dashboards, visualizations, and data analysis), a subset of Amazon Quick capabilities is supported. Not all Amazon Quick features are available. For the full list of supported and unsupported features, see the differences section below.** As a fully managed cloud-based service, the supported features provide enterprise-grade security, global availability, and built-in redundancy. There is no infrastructure to deploy or manage.

With the supported Amazon Quick capabilities in AWS GovCloud (US), you can explore and interpret information in an interactive visual environment. You have secure access to dashboards from any device on your network and from mobile devices.

Region availability

AWS Quick is available in the following AWS GovCloud (US) Regions:

- AWS GovCloud (US-East)
- AWS GovCloud (US-West)

How AWS Quick differs

The following differences apply to AWS Quick:

- Amazon Quick Automate is not available.
- Amazon Quick Flows is not available.
- Quick Agents is not available.

- Quick Integrations and Extensions is not available.
- Quick Sight - Agentic experiences is not available.
- Quick Sight - Mobile App for Dashboards is not available.
- Quick Spaces is not available in AWS GovCloud (US-East).

- Amazon Quick is supported in AWS GovCloud (US) regions with limitations. In addition to the core business intelligence capabilities—dashboards, visualizations, data analysis, and reporting—the following Amazon Quick capabilities are available in AWS GovCloud (US): Agents, Spaces, Chat, Browser extensions, Quick Sight Q&A (Dataset Q&A, Dashboard Q&A, and Explainability), Actions, and Knowledge base connectors.
- The core Quick Sight capabilities (dashboards, visualizations, data analysis, and reporting) are available in both AWS GovCloud (US-East) and AWS GovCloud (US-West). The Amazon Quick agentic capabilities (Agents, Spaces, Chat, Browser extensions, Q&A, Actions, and Knowledge base connectors) are available only in AWS GovCloud (US-West).
- Microsoft 365 knowledge base connectors are available only with Microsoft GCC High.
- The Knowledge Base connector for SharePoint/OneDrive is 3LO only (3LO = Three-Legged OAuth; end user authenticates and grants application access).
- Email-based user provisioning is not available.
- Geospatial visualizations are not available.
- Amazon SageMaker AI integration is not available.
- The mobile app is not available for AWS GovCloud (US-East).
- Amazon Quick in AWS GovCloud (US) supports user authorization for federated users only. Amazon Quick directly supports authentication through AWS Identity and Access Management (IAM), AWS IAM Identity Center (IAM Identity Center), and AWS Directory Service for Microsoft Active Directory. For more information, see Identity federation in AWS.
- If you're an Amazon Quick administrator, make sure to allow-list the following domains within your organization's network: awsapps.com and amazonaws-us-gov.com for native Amazon Quick and Active Directory users; amazonaws-us-gov.com for IAM users.
- You can also use specialized configurations to authenticate with a different identity service, even if Amazon Quick does not directly support them. For example, you can use Amazon Cognito as is described in the Embedded Analytics Tutorial. This authentication method works because it is compatible and transparent to Amazon Quick. For more information about Amazon Quick authentication, see Identity and Access Management in Amazon Quick.

- If you are using the Embedded Analytics Tutorial, you can point to AWS GovCloud (US) ARNs and URLs for your resources, but in the step for the static website that uses Amazon CloudFront and Amazon S3, you need to point to a classic AWS Region, for example US East (N. Virginia), for the tutorial to work. This is not necessary outside the tutorial. For more information and additional examples, see Developing with Amazon Quick in the Amazon Quick User Guide.

Documentation

- Amazon Quick documentation

Export-controlled content

For AWS Services architected within the AWS GovCloud (US) Regions, the following list explains how certain components of data may leave the AWS GovCloud (US) Regions in the normal course of the service offerings. The list can be used as a guide to help meet applicable customer compliance obligations. Data not included in the following list remains within the AWS GovCloud (US) Regions.

- No data will leave the AWS GovCloud (US) Regions for this service.

Red Hat OpenShift Service on AWS in AWS GovCloud (US)

Red Hat OpenShift Service on AWS (ROSA) is a managed service that you can use to build, scale, and deploy containerized applications with Red Hat OpenShift running on AWS infrastructure. ROSA is jointly supported and operated by AWS and Red Hat. ROSA offers 24-hour site reliability engineering (SRE) support for cluster installation, management, and upgrades backed by Red Hat's 99.95% uptime service-level agreement.

> **Note**
>
> Red Hat OpenShift Service on AWS has achieved FedRAMP High Authorization for classic and hosted control plane architectures.

How Red Hat OpenShift Service on AWS differs

The following differences apply to Red Hat OpenShift Service on AWS:

- You must have access to the Red Hat Hybrid Cloud Console on AWS GovCloud (US). To obtain access, complete the ROSA FedRAMP access request form.
- Support does not yet have the ability to transfer support cases to Red Hat on behalf of customers.
- Red Hat support cases are managed through ServiceNow. ServiceNow has a Provisional Authority to Operate (P-ATO) at the FedRAMP High benchmark. Red Hat personnel that manage ROSA support cases through ServiceNow are U.S. persons. For more information, see ServiceNow's FedRAMP authorization details on the FedRAMP Marketplace.
  - Customers set up access to ServiceNow during the onboarding process.
- ROSA classic and ROSA with Hosted Control Planes (HCP) are both supported.
- The AWS ROSA console is not yet available.
- Only ROSA clusters that use AWS PrivateLink can be deployed in AWS GovCloud (US).
- You must meet the U.S. regulatory requirements as described in AWS GovCloud (US) Sign Up.
- You must deploy ROSA into an existing VPC.
- ROSA only supports the use of AWS Security Token Service (AWS STS) temporary security credentials to allow the service to perform actions in the customer AWS account.
- ROSA only uses FIPS-validated modules to process cryptographic libraries.
- You must have a FIPS 140-3 compliant hardware token for use with the service.
- You need to configure the AWS CLI on your local machine to use your AWS GovCloud (US) account. This configuration is required to create ROSA clusters.
- ROSA entitlements cannot be shared between AWS standard accounts and AWS GovCloud (US) accounts using AWS License Manager.
- VPC sharing is not available.

Enabling ROSA

To enable access to ROSA in the AWS GovCloud (US) Regions, the AWS GovCloud (US) account root user must complete the following steps.

> **Note**
>
> For AWS Organizations users, repeat these steps for each member account that requires access.

1. Create a Red Hat commercial account or use an existing one.
2. Create an AWS standard account. AWS recommends creating a new AWS standard account that will only be used for AWS GovCloud (US) sign-up and billing.
3. Log in to the AWS standard account.
4. Go to the ROSA console and enable ROSA.
5. Link your AWS standard account to your Red Hat account.
6. Sign up for an AWS GovCloud (US) account. For more information, see AWS GovCloud (US) Sign Up.

> **Note**
>
> Before creating accounts in the AWS GovCloud (US) Regions, make sure that you meet specific U.S. regulatory requirements as described in AWS GovCloud (US) Sign Up.

7. Link your AWS GovCloud account to your AWS standard account.
8. Complete the ROSA FedRAMP access request form to initiate onboarding to AWS GovCloud (US). Upon submission, this form will be processed by Red Hat. If Red Hat requires further information, you will receive a follow-up email, or you will receive instructions on how to access the service.

> **Note**
>
> You can use the Red Hat Hybrid Cloud Console on AWS GovCloud (US) to deploy ROSA to multiple AWS GovCloud (US) accounts.

Creating and deploying a ROSA cluster into the AWS GovCloud (US) Regions

After enabling ROSA for AWS GovCloud (US), you can create and deploy ROSA clusters into the AWS GovCloud (US) Regions.

Prerequisites

To deploy ROSA clusters into the AWS GovCloud (US) Regions, the following prerequisites must be met.

- You have access to the Red Hat Hybrid Cloud Console on AWS GovCloud (US).
- You have an AWS GovCloud (US) account linked to an AWS standard account.
- You configured the AWS CLI on your local machine to use your AWS GovCloud (US) account. For more information, see Configure your Account using AWS CLI.
- You created your own Amazon VPC architecture to deploy your clusters into. For more information, see Create Amazon VPC architecture for the cluster in the *ROSA User Guide*.
- You completed the prerequisite actions documented in Getting started with ROSA.

Log in to your AWS GovCloud (US) and Red Hat Hybrid Cloud Console on AWS GovCloud (US) accounts

Once the prerequisites have been met, follow these steps.

> **Note**
>
> If you cannot sign in to your AWS GovCloud (US) account or Red Hat Hybrid Cloud Console on AWS GovCloud (US) account, ask your administrator for the information that you need to sign in.

1. Sign in to your AWS GovCloud (US) account.
2. Go to the Red Hat Hybrid Cloud Console on AWS GovCloud (US) login page and sign in with your Red Hat account credentials.
3. The remaining procedure varies depending on whether you are creating clusters using the Red Hat Hybrid Cloud Console on AWS GovCloud (US) or ROSA CLI.
   a. Console
      i. Choose **Create cluster with web interface**.
      ii. Follow the console prompts to create the ROSA cluster.
   b. ROSA CLI
      i. Choose **Create cluster with CLI**.
      ii. Copy the following command:

```
rosa login --govcloud <TOKEN>
```

      iii. Open a terminal session and run the command.

Create and deploy a ROSA cluster that uses AWS PrivateLink

Once logged in to your AWS GovCloud (US) and Red Hat Hybrid Cloud Console on AWS GovCloud (US) accounts, you can create a ROSA cluster that uses AWS PrivateLink and deploys into the AWS GovCloud (US) Regions.

The procedure is the same for deploying a ROSA cluster in AWS GovCloud (US) Regions and AWS standard Regions. For more information, see Getting started with ROSA in the *ROSA User Guide*.

Documentation

- ROSA documentation.

Export-controlled content

For AWS Services architected within the AWS GovCloud (US) Regions, the following list explains how certain components of data may leave the AWS GovCloud (US) Regions in the normal course of the service offerings. The list can be used as a guide to help meet applicable customer compliance obligations. Data not included in the following list remains within the AWS GovCloud (US) Regions.

- This service can generate metadata from customer-defined configurations. AWS suggests customers do not enter export-controlled information in console fields, descriptions, resource names, and tagging information.

Amazon Redshift in AWS GovCloud (US)

Amazon Redshift is a fast, fully managed, petabyte-scale data warehouse service that makes it simple and cost-effective to efficiently analyze all your data using your existing business intelligence tools. It is optimized for datasets ranging from a few hundred gigabytes to a petabyte or more and costs less than $1,000 per terabyte per year, a tenth the cost of most traditional data warehousing solutions.

Region availability

Amazon Redshift is available in the following AWS GovCloud (US) Regions:

- AWS GovCloud (US-East)

- AWS GovCloud (US-West)

How Amazon Redshift differs

- To connect to Amazon Redshift with SSL, you must download the Amazon Redshift certificate bundle from https://s3.us-gov-west-1.amazonaws.com/redshift-downloads/amazon-trust-ca-bundle.crt. For more information, see Configure Security Options for Connections.
- The COPY EXPLICIT_IDS parameter is not available.

Documentation

- Amazon Redshift documentation

Export-controlled content

For AWS Services architected within the AWS GovCloud (US) Regions, the following list explains how certain components of data may leave the AWS GovCloud (US) Regions in the normal course of the service offerings. The list can be used as a guide to help meet applicable customer compliance obligations. Data not included in the following list remains within the AWS GovCloud (US) Regions.

- Amazon Redshift metadata is not permitted to contain export-controlled data. This metadata includes all configuration data that you enter when creating and maintaining your Amazon Redshift clusters except the master password.
- Do not enter export-controlled data in the following fields:
  - Database instance identified
  - Master user name
  - Database name
  - Database snapshot name
  - Database security group name
  - Database security group description
  - Database parameter group name
  - Database parameter group description
  - Option group name

- Option group description
- Database subnet group name
- Database subnet group description
- Event subscription name
- Resource tags

If you are processing export-controlled data with Amazon Redshift, follow these guidelines in order to maintain export compliance:

- When you use the console or the AWS APIs, the only data field that is protected as export-controlled data is the Amazon Redshift Master Password.
- After you create your database, change the master password of your Amazon Redshift cluster by directly using the database client.
- You can enter export-controlled data into any data fields by using your database client-side tools. Do not pass export-controlled data by using the web service APIs that are provided by Amazon Redshift.
- To secure export-controlled data in your VPC, set up access control lists (ACLs) to control traffic entering and exiting your VPC. If you have multiple databases configured with different ports, set up ACLs on all the ports.
  - For example, if you're running an application server on an Amazon EC2 instance that connects to an Amazon Redshift cluster, a non-U.S. person could reconfigure the DNS to redirect export-controlled data out of the VPC and into any server that could possibly be outside of the AWS GovCloud (US) Regions.

    To prevent this type of attack and to maintain export compliance, use network ACLs to prevent network traffic from exiting the VPC on the database port. For more information, see Network ACLs in the *Amazon VPC User Guide*.
- For each cluster that contains export-controlled data, ensure that only specific CIDR ranges and Amazon EC2 security groups can access the cluster, especially when an Internet gateway is attached to the VPC. Only allow connections that are from the AWS GovCloud (US) Regions or other export-controlled environments to export-controlled clusters.

If you are processing export-controlled data with this service, use the SSL (HTTPS) endpoint to maintain export compliance. For more information, see Service Endpoints.

Amazon Rekognition in AWS GovCloud (US)

Amazon Rekognition makes it easy to add image and video analysis to your applications. You just provide an image or video to the Rekognition API, and the service can identify objects, people, text, scenes, and activities. It can detect any inappropriate content as well. Amazon Rekognition also provides highly accurate facial analysis and facial recognition. You can detect, analyze, and compare faces for a wide variety of use cases, including user verification, cataloging, people counting, and public safety.

Region availability

Amazon Rekognition is available in the following AWS GovCloud (US) Regions:

- AWS GovCloud (US-West)

How Amazon Rekognition differs

- Celebrity Recognition is not available in AWS GovCloud (US) for either Amazon Rekognition Image or Amazon Rekognition Stored Video.
- Amazon Rekognition Streaming Video is not available.
- Amazon Rekognition Custom Labels is not available.
- Amazon Rekognition Bulk Analysis is not available in AWS GovCloud (US)
- In AWS GovCloud (US) Regions, AWS does not use or store AI Content processed by this AI Service to develop and improve that Service or technologies of AWS or its affiliates. Opt-out policies are not currently applicable to these Regions.

Documentation

- Amazon Rekognition documentation

Export-controlled content

For AWS Services architected within the AWS GovCloud (US) Regions, the following list explains how certain components of data may leave the AWS GovCloud (US) Regions in the normal course of the service offerings. The list can be used as a guide to help meet applicable customer

compliance obligations. Data not included in the following list remains within the AWS GovCloud (US) Regions.

- This service can generate metadata from customer-defined configurations. AWS suggests customers do not enter export-controlled information in console fields, descriptions, resource names, and tagging information.

Amazon Relational Database Service (Amazon RDS) in AWS GovCloud (US)

Amazon Relational Database Service (Amazon RDS) is a web service that makes it easier to set up, operate, and scale a relational database in the cloud. It provides cost-efficient, resizable capacity for an industry-standard relational database and manages common database administration tasks.

Region availability

This service is available in the following AWS GovCloud (US) Regions:

- AWS GovCloud (US-West)
- AWS GovCloud (US-East)

How Amazon Relational Database Service differs

The following differences apply to Amazon Relational Database Service:

- Multi-AZ DB clusters are not available. However, Multi-AZ DB instances are available.
- Amazon RDS Custom for SQL Server isn't available.
- Creation of cross-Region read replicas from other AWS Regions to the AWS GovCloud (US) Regions or from AWS GovCloud (US) Regions to other AWS Regions is not available.
- Copying of DB snapshots from other AWS Regions to the AWS GovCloud (US) Regions or from AWS GovCloud (US) Regions to other AWS Regions is not available.
- Oracle Management Agent versions 12.1 and 13.1 are not available.
- Intermediate SSL certificates must be used to connect to the AWS GovCloud (US) Regions using SSL. For more information related to Intermediate certificates, see Using SSL/TLS to Encrypt a Connection.

- Instance types and engine versions might vary in the AWS GovCloud (US) Regions. To determine instance and engine availability, see the RDS Management Console or CLI tools.
- Since the AWS GovCloud (US) Regions use a unique certificate authority (CA), update your DB instances for the AWS GovCloud (US) Regions to use the Region-specific certificate identified by `rds-ca-rsa4096-g1` in DescribeCertificates calls as soon as possible. The remaining instructions described in the Rotating your SSL/TLS certificate topic are the same, except for the certificate identifier.
- Copying an option group isn't available.
- Performance Insights proactive recommendations are not available.
- Zero-ETL integration with SageMaker Lakehouse isn't available.
- Amazon RDS for Db2 is available with Bring Your Own License (BYOL) only. Db2 licensing through AWS Marketplace is not available in the AWS GovCloud (US) Regions.

Documentation

- Amazon RDS documentation

Export-controlled content

For AWS Services architected within the AWS GovCloud (US) Regions, the following list explains how certain components of data may leave the AWS GovCloud (US) Regions in the normal course of the service offerings. The list can be used as a guide to help meet applicable customer compliance obligations. Data not included in the following list remains within the AWS GovCloud (US) Regions.

- Amazon RDS metadata is not permitted to contain export-controlled data. This metadata includes all configuration data that you enter when creating and maintaining your Amazon RDS instances except the master password.
- Do not enter export-controlled data in the following fields:
  - Database instance identifier
  - Master user name
  - Database name
  - Database snapshot name
  - Database security group name

- Database security group description
- Database parameter group name
- Database parameter group description
- Option group name
- Option group description
- Database subnet group name
- Database subnet group description
- Event subscription name
- Resource tags

If you are processing export-controlled data with Amazon RDS, follow these guidelines in order to maintain export compliance:

- When you use the console or the AWS APIs, the only data field that is protected as export-controlled data is the Amazon RDS master password.
- After you create your database, change the master password of your Amazon RDS instance by directly using the database client.
- You can enter export-controlled data into any data fields by using your database client-side tools. Do not pass export-controlled data by using the web service APIs that are provided by Amazon RDS.
- To secure export-controlled data in your VPC, set up access control lists (ACLs) to control traffic entering and exiting your VPC. If you have multiple databases configured with different ports, set up ACLs on all the ports.
  - To prevent this type of attack and to maintain export compliance, use network ACLs to prevent network traffic from exiting the VPC on the database port. For more information, see Network ACLs in the *Amazon VPC User Guide*.
- For each database instance that contains export-controlled data, ensure that only specific CIDR ranges and Amazon EC2 security groups can access the database instance, especially when an Internet gateway is attached to the VPC. Only allow connections that are from the AWS GovCloud (US) Regions or other export-controlled environments to export-controlled database instances.

If you are processing export-controlled data with this service, use the SSL (HTTPS) endpoint to maintain export compliance. For more information, see Service Endpoints.

Research and Engineering Studio on AWS in AWS GovCloud (US)

Research and Engineering Studio on AWS (RES) is an AWS supported, open source product that enables IT administrators to provide a web portal for scientists and engineers to run technical computing workloads on AWS. RES provides a single pane of glass for users to launch secure virtual desktops to conduct scientific research, product design, engineering simulations, or data analysis workloads. Users can connect to the RES portal using their existing corporate credentials and work on individual or collaborative projects.

Research and Engineering Studio on AWS is currently available in AWS GovCloud (US-West).

How Research and Engineering Studio on AWS differs

The following differences apply to Research and Engineering Studio on AWS. The Research and Engineering Studio User Guide already includes special instructions for AWS GovCloud (US) where appropriate. The following list describes the instances where there are special instructions.

- In the Deploy the product chapter:
  - Under Prerequisites:
    - You must follow the procedures under Create domain (GovCloud only).
  - Under Step 1: Create external resources:
    - We provide a different template for AWS GovCloud (US).
    - The `SubDomain` template parameter is required.
    - Don't use the `PortalDomainName` template parameter.
  - Under Step 2: Launch the product:
    - We provide a different template for AWS GovCloud (US).
- In the Configuration guide chapter:
  - In the Managing users and groups section:
    - Under Setting up SSO with Identity Center:
      - You must set up SSO in the AWS GovCloud (US) partition where you deployed RES.
  - In the Create an ACM certificate section:

    - You must create a certificate in your AWS GovCloud (US) account.
    - For step 7: copy the CNAME key and value. From the commercial partition account, use the values to create a new record in the Public Hosted Zone. The status of the certificate should change to **Issued**.
- In the Administrator guide chapter:
  - In the eVDI section:
    - Under Software Stacks (AMIs):
      - To run the provided CentOS7 stack, you must subscribe to the AMI in AWS Marketplace with your linked standard account.
  - In the Cost monitoring and control section:
    - Associating RES projects to AWS Budgets is not available.
  - In the Cost analysis dashboard section:
    - Use of the cost analysis dashboard is not available.

Documentation

- Research and Engineering Studio documentation

Export-controlled content

For AWS Services architected within the AWS GovCloud (US) Regions, the following list explains how certain components of data may leave the AWS GovCloud (US) Regions in the normal course of the service offerings. The list can be used as a guide to help meet applicable customer compliance obligations. Data not included in the following list remains within the AWS GovCloud (US) Regions.

- This product can generate metadata from customer-defined configurations. AWS suggests customers do not enter export-controlled information in console fields, descriptions, resource names, and tagging information.

AWS Resilience Hub in AWS GovCloud (US)

AWS Resilience Hub gives you a central place to define, validate, and track the resiliency of your AWS application. AWS Resilience Hub helps you to protect your applications from disruptions, and

reduce recovery costs to optimize business continuity to help meet compliance and regulatory requirements.

Region availability

AWS Resilience Hub is available in the following AWS GovCloud (US) Regions:

- AWS GovCloud (US-East)
- AWS GovCloud (US-West)

How AWS Resilience Hub differs

- The assessment summary generated by large language models (LLMs) on Amazon Bedrock is not available, therefore, the following API attributes are not available in the AWS GovCloud (US) Regions:
  - `AssessmentRiskRecommendation`
  - `AssessmentSummary`
- When you are using AWS Resilience Hub from AWS GovCloud (US) Regions, you can't import resources that are located in non-AWS GovCloud (US) Regions.
- When you are using AWS Resilience Hub from AWS standard Regions, you can't import resources that are located in AWS GovCloud (US) Regions.

Documentation

- AWS Resilience Hub User Guide
- AWS Resilience Hub API Guide

AWS Resource Access Manager in AWS GovCloud (US)

AWS Resource Access Manager (RAM) is a service that enables you to easily and securely share AWS resources with any AWS account or within your AWS Organization. You can share AWS Transit Gateways, Subnets, AWS License Manager configurations, and Amazon Route 53 Resolver rules resources with RAM. Many organizations use multiple accounts to create administrative or billing isolation, and to limit the impact of errors. RAM eliminates the need to create duplicate resources in multiple accounts, reducing the operational overhead of managing those resources in every

single account you own. You can create resources centrally in a multi-account environment, and use RAM to share those resources across accounts in three simple steps: create a Resource Share, specify resources, and specify accounts. RAM is available to you at no additional charge.

Region availability

AWS Resource Access Manager (RAM) is available in the following AWS GovCloud (US) Regions:

- AWS GovCloud (US-East)
- AWS GovCloud (US-West)

How AWS Resource Access Manager (RAM) differs

- Sharing of Amazon Aurora DB clusters is not available.
- Sharing of AWS CodeBuild projects is not available.
- Sharing AWS CodeBuild Report groups is not available.
- Sharing of AWS App Mesh Meshes is not available.

Documentation

- AWS Resource Access Manager documentation

Export-controlled content

For AWS Services architected within the AWS GovCloud (US) Regions, the following list explains how certain components of data may leave the AWS GovCloud (US) Regions in the normal course of the service offerings. The list can be used as a guide to help meet applicable customer compliance obligations. Data not included in the following list remains within the AWS GovCloud (US) Regions.

- Resource Share name cannot contain export-controlled data.

AWS Resource Groups in AWS GovCloud (US)

In AWS, a resource is an entity that you can work with. Examples include an Amazon EC2 instance, an AWS CloudFormation stack, or an Amazon S3 bucket. If you work with multiple resources,

you might find it useful to manage them as a group rather than move from one AWS service to another for each task. AWS Resource Groups make it easier to manage and automate tasks on large numbers of resources at one time. You can use resource groups to organize your AWS resources. A resource group is a collection of AWS resources that are all in the same AWS region, and that match criteria provided in a query. In Resource Groups, there are two types of queries on which you can build a group: tag-based and AWS CloudFormation stack-based queries. Resource Groups feature permissions are at the account level. In Resource Groups, the only available resource is a group. Groups have unique Amazon Resource Names (ARNs) associated with them.

Region availability

AWS Resource Groups is available in the following AWS GovCloud (US) Regions:

- AWS GovCloud (US-East)
- AWS GovCloud (US-West)

How AWS Resource Groups differs

The following differences apply to AWS Resource Groups:

- Group Lifecycle Events is not available.

Documentation

- AWS Resource Groups documentation

Export-controlled content

For AWS Services architected within the AWS GovCloud (US) Regions, the following list explains how certain components of data may leave the AWS GovCloud (US) Regions in the normal course of the service offerings. The list can be used as a guide to help meet applicable customer compliance obligations. Data not included in the following list remains within the AWS GovCloud (US) Regions.

- Name

Amazon Route 53 in AWS GovCloud (US)

Route 53 is a highly available and scalable Domain Name System (DNS) web service. In the AWS GovCloud (US), you can use Route 53 public and private DNS and health checking.

Region availability

This service is available in the following AWS GovCloud (US) Regions:

- AWS GovCloud (US-West)
- AWS GovCloud (US-East)

How Amazon Route 53 differs

The following differences apply to Amazon Route 53:

Hosted Zone Tiers and Features

- Hosted zone tiers, Change History, Change Guardrails, and public DNS fallback are not available.

Public Hosted Zones

- DNS queries will be answered from within FedRAMP boundary.
- When creating alias records, you can now choose alias targets in the AWS GovCloud (US) Regions, but you cannot choose alias targets in global AWS Regions. Currently, we support alias targets for API Gateway, Elastic Beanstalk, Application Load Balancer, Classic Load Balancer, Network Load Balancer, Amazon S3 website endpoint, and VPC endpoint. The other alias targets are not available.
- The customer managed key that you use with DNSSEC signing must be in AWS GovCloud (US-West).
- The CloudWatch Logs log group for query logging must be in AWS GovCloud (US-West).
- CloudWatch metrics like DNSQueries can be found in AWS GovCloud (US-West).
- Route 53 Traffic Flow is supported as follows:
  - You can create traffic policies using all routing policy types.
  - You can't use CloudFront distributions as alias targets in traffic policies.
- DNS query checking tool on the console, and `TestDNSAnswer` API are not available.

Private Hosted Zones

- You can create private hosted zones in the AWS GovCloud (US). In general, the functionality is the same as for private hosted zones in the commercial version of Route 53.
- Latency based, geolocation, and geoproximity routing types are not available in private hosted zones.
- You cannot use IP-based routing policy for records in a private hosted zone.
- Route 53 Resolver delegation is not available.

Health Checking

- You can create health checks that monitor endpoints in the AWS GovCloud, and you can create health checks that monitor the status of other health checks.
- As in other AWS Regions, if you create a health check that monitors an endpoint in the AWS GovCloud, you must make the endpoint available on the public internet. Route 53 health checkers send health checking requests over the public internet.
- You can restrict access to your endpoints by allowlisting the IP addresses of Route 53 health checkers in the AWS GovCloud:
  - 160.1.56.0/25
  - 160.1.55.0/25
  - 160.1.55.128/25
  - 18.253.167.128/25
  - 18.253.168.0/25
  - 18.253.167.0/25

The control plane for Route 53 in the AWS GovCloud (US) is in the AWS GovCloud (US-West).

Documentation

- Amazon Route 53 documentation

Export-controlled content

For AWS Services architected within the AWS GovCloud (US) Regions, the following list explains how certain components of data may leave the AWS GovCloud (US) Regions in the normal

course of the service offerings. The list can be used as a guide to help meet applicable customer compliance obligations. Data not included in the following list remains within the AWS GovCloud (US) Regions.

- This service can generate metadata from customer-defined configurations. AWS suggests customers do not enter export-controlled information in console fields, descriptions, resource names, and tagging information.

Amazon Glacier in AWS GovCloud (US)

Amazon Glacier is a storage service optimized for infrequently used data, or cold data. The service provides durable and extremely low-cost storage with security features for data archiving and backup.

Region availability

S3 Glacier is available in the following AWS GovCloud (US) Regions:

- AWS GovCloud (US-East)
- AWS GovCloud (US-West)

How S3 Glacier differs

There are no differences for this service.

Documentation

- Amazon Glacier documentation

Export-controlled content

For AWS Services architected within the AWS GovCloud (US) Regions, the following list explains how certain components of data may leave the AWS GovCloud (US) Regions in the normal course of the service offerings. The list can be used as a guide to help meet applicable customer compliance obligations. Data not included in the following list remains within the AWS GovCloud (US) Regions.

- Amazon Glacier metadata is not permitted to contain export-controlled data. This metadata includes all configuration data that you enter when creating and maintaining your Amazon Glacier vaults names.
- Do not enter export-controlled data in the following fields:
  - Resource tags: Key
  - Resource tags: Value

Amazon S3 on Outposts in AWS GovCloud (US)

Amazon S3 on Outposts delivers object storage to your on-premises AWS Outposts environment to help you meet your low latency, local data processing, and data residency needs. Using the Amazon S3 APIs and features, Amazon S3 on Outposts makes it easier to store, secure, tag, retrieve, report on, and control access to the data on your Outposts. AWS Outposts is a fully managed service that extends AWS infrastructure, services, and tools to virtually any data center, co-location space, or on-premises facility for a truly consistent hybrid experience.

Region availability

Amazon S3 on Outposts is available in the following AWS GovCloud (US) Regions:

- AWS GovCloud (US-East)
- AWS GovCloud (US-West)

How Amazon S3 on Outposts differs

- AWS CloudFormation is not available.

Documentation

- S3 on Outposts documentation

Export-controlled content

For AWS Services architected within the AWS GovCloud (US) Regions, the following list explains how certain components of data may leave the AWS GovCloud (US) Regions in the normal

course of the service offerings. The list can be used as a guide to help meet applicable customer compliance obligations. Data not included in the following list remains within the AWS GovCloud (US) Regions.

- Amazon S3 on Outposts metadata is not permitted to contain export-controlled data. This metadata includes all configuration data that you enter when creating and maintaining your Amazon S3 on Outposts buckets, such as bucket names. For example, do not enter export-controlled data in the following fields:
  - Outpost Bucket Name
  - Outpost Object Name
  - Resource tags

Amazon SageMaker AI in AWS GovCloud (US)

{smlong} is a fully managed machine learning service. With {smlong}, data scientists and developers can quickly and easily build and train machine learning models, and then directly deploy them into a production-ready hosted environment. It provides an integrated Jupyter authoring notebook instance for easy access to your data sources for exploration and analysis, so you don't have to manage servers. It also provides common machine learning algorithms that are optimized to run efficiently against extremely large data in a distributed environment. With native support for bring-your-own-algorithms and frameworks, {smlong} provides flexible distributed training options that adjust to your specific workflows.

Region availability

This service is available in the following AWS GovCloud (US) Regions:

- AWS GovCloud (US-West)
- AWS GovCloud (US-East)

How Amazon SageMaker AI differs

The following differences apply to Amazon SageMaker AI:

- Only the following features are available. API calls to unavailable features will fail with a 4xx message indicating "The requested operation is not available in the called region".
  - Notebook instances

- Training
- Pipelines
- SageMaker JumpStart
- Hosting
- Batch Transform
- Processing
- Neo
- SageMaker Search
- SageMaker Debugger and Profiler
- Model Tuning
- SageMaker Studio and Studio Classic
  - Authentication using AWS Identity and Access Management is supported; authentication using IAM Identity Center is not available
  - Scheduling a notebook job is not available
  - AWS Glue interactive sessions is supported only in AWS GovCloud (US-West)
- SageMaker Studio notebooks
- AWS Deep Learning Containers (DLC) - Images are published to private Amazon ECR registries. The registry account differs by Region and image type. Use the following information to authenticate to the applicable registry and construct image URIs:
  - Registry accounts:
    - Deep Learning Containers framework images (for example, `base` and vLLM):

      AWS GovCloud (US-West) - `442386744353.dkr.ecr.us-gov-west-1.amazonaws.com`

      AWS GovCloud (US-East) - `446045086412.dkr.ecr.us-gov-east-1.amazonaws.com`
    - `sagemaker-scikit-learn` and `sagemaker-xgboost`:

      AWS GovCloud (US-West) - `414596584902.dkr.ecr.us-gov-west-1.amazonaws.com`

      AWS GovCloud (US-East) - `237065988967.dkr.ecr.us-gov-east-1.amazonaws.com`
  - ECR login - authenticate to the applicable account from the preceding list. For example, for the framework account in AWS GovCloud (US-West):

```
aws ecr get-login-password --region us-gov-west-1 | docker login --username AWS
 --password-stdin 442386744353.dkr.ecr.us-gov-west-1.amazonaws.com
```

- Image URI format:

```
<ACCOUNT>.dkr.ecr.<REGION>.amazonaws.com/<REPOSITORY>:<TAG>
```

For example, the `sagemaker-xgboost` repository with the tag `3.0-5` in AWS GovCloud (US-West):

```
414596584902.dkr.ecr.us-gov-west-1.amazonaws.com/sagemaker-xgboost:3.0-5
```

- Available tags - only mutable tags are available in these Regions. A mutable tag can be repointed to a newer image when a version is patched or updated, so pulling the same tag at a later date may return different image content. Immutable tags, which pin to a fixed, unchanging build, are generally not published, apart from a few exceptions required by specific consumers (for example, the vLLM `-v1.x` SageMaker tags). To illustrate the mutable-tag scheme:
  - Ubuntu-based vLLM - available tags: `0.25.1-gpu-py312-cu130-ubuntu22.04-ec2`, `0.25.1-gpu-py312-ec2`. Immutable tags such as `0.25.1-gpu-py312-cu130-ubuntu22.04-ec2-v1.2-2026-07-20-21-30-05` and `0.25-gpu-py312-cu130-ubuntu22.04-ec2-v1` are not available.
  - AL2023-based vLLM - available tags: `server-cuda-v2.1`, `server-cuda-v2`, `server-cuda`. Immutable tags such as `server-cuda-v2.1.3` are not available.
  - For the full, current list of tags in a repository, use the standard Amazon ECR CLI commands (`aws ecr list-images` / `aws ecr describe-images`) against the applicable Region.
- Not all framework versions are actively patched. Versions follow the standard DLC Support Policy - use a currently supported version to ensure you continue receiving security patches.

> **Note**
>
> SageMaker Jumpstart in GovCloud only provides support for open-weight models. You can only access SageMaker Jumpstart with SageMaker AI Python SDK.

Documentation

- Amazon SageMaker AI documentation

Export-controlled content

For AWS Services architected within the AWS GovCloud (US) Regions, the following list explains how certain components of data may leave the AWS GovCloud (US) Regions in the normal course of the service offerings. The list can be used as a guide to help meet applicable customer compliance obligations. Data not included in the following list remains within the AWS GovCloud (US) Regions.

- Amazon SageMaker AI metadata is not permitted to contain export-controlled data. This metadata includes all configuration data that you enter when creating and maintaining your NotebookInstances, NotebookInstanceLifecycleConfigs, Endpoints, Models, EndpointConfigs, TrainingJobs, HyperParameterTuningJobs, and BatchTransformJobs.

  Do not enter export-controlled data in the following console fields:

  - NotebookInstance Name
  - NotebookInstanceLifecycleConfig Name
  - Model Name
  - Model Container Hostname
  - Model Environment names and values
  - Endpoint Name
  - Endpoint Config Name
  - Endpoint Config Production Variant names
  - Endpoint Config
  - TrainingJob Name
  - BatchTransformJob Name
  - Hyperparameter Names or values
  - Input Channel Name
  - Any resource tag or value
  - Names of any metrics emitted by algorithms
  - Names of any training or inference container environment variables

AWS Secrets Manager in AWS GovCloud (US)

AWS Secrets Manager helps you protect secrets needed to access your applications, services, and IT resources. The service enables you to easily rotate, manage, and retrieve database credentials, API keys, and other secrets throughout their lifecycle. Users and applications retrieve secrets with a call to Secrets Manager APIs, eliminating the need to hardcode sensitive information in plain text. Secrets Manager offers secret rotation with built-in integration for Amazon RDS, Amazon Redshift, and Amazon DocumentDB. Also, the service is extensible to other types of secrets, including API keys and OAuth tokens. In addition, Secrets Manager enables you to control access to secrets using fine-grained permissions and audit secret rotation centrally for resources in the AWS Cloud, third-party services, and on-premises.

Region availability

AWS Secrets Manager is available in the following AWS GovCloud (US) Regions:

- AWS GovCloud (US-East)
- AWS GovCloud (US-West)

How AWS Secrets Manager differs

- Managed External Secrets are not available.

Documentation

- AWS Secrets Manager documentation

Export-controlled content

For AWS Services architected within the AWS GovCloud (US) Regions, the following list explains how certain components of data may leave the AWS GovCloud (US) Regions in the normal course of the service offerings. The list can be used as a guide to help meet applicable customer compliance obligations. Data not included in the following list remains within the AWS GovCloud (US) Regions.

- This service can generate metadata from customer-defined configurations. AWS suggests customers do not enter export-controlled information in console fields, descriptions, resource names, and tagging information.

AWS Security Hub in AWS GovCloud (US)

AWS Security Hub is a unified cloud security solution that prioritizes your critical security issues and helps you respond at scale. Security Hub detects security issues by automatically correlating and enriching security signals from multiple sources, such as posture management (AWS Security Hub CSPM), vulnerability management (Amazon Inspector), sensitive data (AWS Macie), and threat detection (Amazon GuardDuty). This enables security teams to prioritize active risks in their cloud environments through automated analyses and contextual insights. Through intuitive visualizations, Security Hub transforms complex security signals into actionable insights, which enables you to make informed decisions about your security quickly. Security Hub also includes automated response workflows to help you remediate risks, improve team productivity, and minimize operational disruptions.

Region availability

AWS Security Hub is available in the following AWS GovCloud (US) Regions:

- AWS GovCloud (US-East)
- AWS GovCloud (US-West)

How AWS Security Hub differs

Integrations

Integrations with third-party products are not available in the AWS GovCloud (US) Region. For more information about integrations in other AWS Regions, see Integrations with AWS services and third-party products in the *AWS Security Hub User Guide*.

Automation Rules

Automation rules for integrations are not available in the AWS GovCloud (US) Region. Automation rules allow you to automatically update finding fields based on specified criteria. For more information about automation rules in other AWS Regions, see Automating response and remediation in the *Security Hub User Guide*.

Cost Estimator

The Security Hub cost estimator is not available in the AWS GovCloud (US) Region. The cost estimator is a console feature that provides cost estimates for security capabilities across your AWS environment, comparing individual service pricing (GuardDuty, Amazon Inspector, Security Hub CSPM) against Security Hub's simplified pricing plans. It uses AWS Cost Explorer data to auto-populate usage information for management, delegated administrator, member, and standalone accounts. For more information about the cost estimator in other AWS Regions, see AWS Security Hub Cost Estimator in the *AWS Security Hub User Guide*.

Usage

The Security Hub Usage page is not available in the AWS GovCloud (US) Region. The Usage page is a console feature that helps customers track and manage Security Hub costs by displaying current costs, projected monthly costs, and usage broken down by security capability or individual AWS account. Customers in AWS GovCloud (US) can continue to use AWS Cost Explorer to analyze Security Hub costs. For more information about the Usage page in other AWS Regions, see Understanding the Security Hub Usage page in the *AWS Security Hub User Guide*.

Security Hub Extended Plan

The Security Hub Extended plan is not available in the AWS GovCloud (US) Region. The Extended plan enables customers to protect their enterprise estate across cloud, endpoint, network, identity, data, email, and browser through an integrated security operations experience centered in Security Hub. With the Extended plan, customers can subscribe to partner solutions with flexible pay-as-you-go pricing through AWS Marketplace, with no upfront investments or long-term commitments required.

Unused access findings

In the AWS GovCloud (US) Region the unused access analyzer runs in the us-gov-west-1 region. For more information about unused access findings see: Understanding unused access findings in Security Hub in the *AWS Security Hub User Guide*.

Multicloud

Security Hub does not support integrations with Azure in the AWS GovCloud (US) Region. For more information about the Azure integration see: Integrating AWS Security Hub with Microsoft Azure in the *AWS Security Hub User Guide*.

Account Coverage

The Account coverage page and widget do not include coverage details for how many accounts have Security Hub enabled in the AWS GovCloud (US) Region. For more information about account coverage in Security Hub see Account coverage in Security Hub in the *AWS Security Hub User Guide*.

AWS Security Hub CSPM and Amazon Inspector

Security Hub uses findings from AWS Security Hub CSPM (Cloud Security Posture Management) and Amazon Inspector. For information about the availability of these features in AWS GovCloud (US) Region, see the following:

- **AWS Security Hub CSPM** - For information about AWS Security Hub CSPM feature differences in AWS GovCloud (US) Region, including controls, see AWS Security Hub CSPM in AWS GovCloud (US) in the *AWS GovCloud (US) User Guide*.
- **Amazon Inspector** - For information about Amazon Inspector feature differences in AWS GovCloud (US) Region, see Amazon Inspector in AWS GovCloud (US) in the *AWS GovCloud (US) User Guide*.

Documentation

- AWS Security Hub documentation

Export-controlled content

For AWS Services architected within the AWS GovCloud (US) Regions, the following list explains how certain components of data may leave the AWS GovCloud (US) Regions in the normal course of the service offerings. The list can be used as a guide to help meet applicable customer compliance obligations. Data not included in the following list remains within the AWS GovCloud (US) Regions.

- No data will leave the AWS GovCloud (US) Regions for this service.

AWS Security Hub CSPM in AWS GovCloud (US)

AWS Security Hub CSPM provides you with a comprehensive view of your security state in AWS and helps you check your environment against security industry standards and best practices. Security

Hub collects security data from across AWS accounts, services, and supported third-party partner products and helps you analyze your security trends and identify the highest priority security issues.

Region availability

Security Hub CSPM is available in the following AWS GovCloud (US) Regions:

- AWS GovCloud (US-East)
- AWS GovCloud (US-West)

How Security Hub CSPM differs

Product integrations

Not all integrations with AWS Services and third-party partners are available in the AWS GovCloud (US) Region.

For a list of the supported integrations in the AWS GovCloud (US) Region, see Integrations that are supported in AWS GovCloud (US-East) and AWS GovCloud (US-West).

Controls

Not all security controls are supported in the AWS GovCloud (US) Region. For details, see the following lists in the *AWS Security Hub CSPM User Guide*.

- Controls that are not available in AWS GovCloud (US-East)
- Controls that are not available in AWS GovCloud (US-West)

Cross-Region aggregation

Cross-Region aggregation is supported with limitations in AWS GovCloud (US). In AWS GovCloud (US), cross-Region aggregation is supported only for findings, finding updates, and insights across AWS GovCloud (US). Specifically, you can only aggregate findings, finding updates, and insights between AWS GovCloud (US-East) and AWS GovCloud (US-West).

Documentation

- AWS Security Hub CSPM documentation

Export-controlled content

For AWS Services architected within the AWS GovCloud (US) Regions, the following list explains how certain components of data may leave the AWS GovCloud (US) Regions in the normal course of the service offerings. The list can be used as a guide to help meet applicable customer compliance obligations. Data not included in the following list remains within the AWS GovCloud (US) Regions.

This service can generate metadata from customer-defined configurations. AWS suggests customers do not enter export-controlled information in console fields, descriptions, resource names, and tagging information.

Amazon Security Lake in AWS GovCloud (US)

Amazon Security Lake is a fully managed security data lake service. You can use Security Lake to automatically centralize security data from AWS environments, SaaS providers, on premises, cloud sources, and third-party sources into a purpose-built data lake that's stored in your AWS account. Security Lake helps you analyze security data, so you can get a more complete understanding of your security posture across the entire organization. With Security Lake, you can also improve the protection of your workloads, applications, and data.

Region availability

Amazon Security Lake is available in the following AWS GovCloud (US) Regions:

- AWS GovCloud (US-East)
- AWS GovCloud (US-West)

How Amazon Security Lake differs

- In AWS GovCloud (US) Regions, the subscriber HttpsNotificationConfiguration operation is not available.
- In AWS GovCloud (US) Regions, AWS doesn't use or store Customer Content processed by Amazon Security Lake to develop and improve the service or technologies of AWS or its affiliates. Opt-out policies are currently not applicable to these Regions.

Documentation

- Security Lake documentation

Export-controlled content

For AWS Services architected within the AWS GovCloud (US) Regions, the following list explains how certain components of data may leave the AWS GovCloud (US) Regions in the normal course of the service offerings. The list can be used as a guide to help meet applicable customer compliance obligations. Data not included in the following list remains within the AWS GovCloud (US) Regions.

- No data will leave the AWS GovCloud (US) Regions for this service.

AWS Serverless Application Repository in AWS GovCloud (US)

The AWS Serverless Application Repository is a managed repository for serverless applications. It enables teams, organizations, and individual developers to find, deploy, publish, share, store, and easily assemble serverless architectures.

How AWS Serverless Application Repository differs

The following differences apply to AWS Serverless Application Repository:

- Applications that are publicly shared in other AWS Regions are not automatically available in AWS GovCloud (US) Regions. To make applications available in AWS GovCloud (US) Regions, you must publish and share them independently of other AWS Regions.

Documentation

- AWS Serverless Application Repository documentation

Export-controlled content

For AWS Services architected within the AWS GovCloud (US) Regions, the following list explains how certain components of data may leave the AWS GovCloud (US) Regions in the normal course of the service offerings. The list can be used as a guide to help meet applicable customer

compliance obligations. Data not included in the following list remains within the AWS GovCloud (US) Regions.

- This service can generate metadata from customer-defined configurations. AWS suggests customers do not enter export-controlled information in console fields, descriptions, resource names, and tagging information.

Service Catalog in AWS GovCloud (US)

AWS Service Catalog allows organizations to create and manage catalogs of IT services that are approved for use on AWS. These IT services can include everything from virtual machine images, servers, software, and databases to complete multi-tier application architectures. AWS Service Catalog allows you to centrally manage commonly deployed IT services, and helps you achieve consistent governance and meet your compliance requirements, while enabling users to quickly deploy only the approved IT services they need.

Region availability

AWS Service Catalog is available in the following AWS GovCloud (US) Regions:

- AWS GovCloud (US-East)
- AWS GovCloud (US-West)

How AWS Service Catalog differs

- In AWS GovCloud (US) Copy Product is only supported within AWS GovCloud (US) Regions in the GovCloud partition.
- Stack Sets are not currently supported.

Documentation

AWS Service Catalog documentation.

Export-controlled content

For AWS Services architected within the AWS GovCloud (US) Regions, the following list explains how certain components of data may leave the AWS GovCloud (US) Regions in the normal

course of the service offerings. The list can be used as a guide to help meet applicable customer compliance obligations. Data not included in the following list remains within the AWS GovCloud (US) Regions.

- No export-controlled data may be entered, stored, or processed by AWS Service Catalog. For example, AWS Service Catalog metadata is not permitted to contain export-controlled data. This metadata includes all the configuration data that you enter when creating and maintaining your Products, Actions, and Tag Options.

Service Quotas in AWS GovCloud (US)

Service Quotas enables you to view and manage your AWS service quotas from a central location. You can view the AWS default quotas, your account-level or applied quotas and request for quota increases. Through its integration with AWS CloudWatch, you can also view usage against quotas and configure alarms to get notified when approaching a quota threshold. Service Quotas offers both a console experience and programmatic access via the AWS SDK, and is available to all AWS customers at no additional cost.

Region availability

Service Quotas is available in the following AWS GovCloud (US) Regions:

- AWS GovCloud (US-East)
- AWS GovCloud (US-West)

How Service Quotas differs

- The Quota request template is currently not supported in AWS GovCloud(US) Regions.

Documentation

- Service Quotas documentation

Export-controlled content

For AWS Services architected within the AWS GovCloud (US) Regions, the following list explains how certain components of data may leave the AWS GovCloud (US) Regions in the normal course of the service offerings. The list can be used as a guide to help meet applicable customer compliance obligations. Data not included in the following list remains within the AWS GovCloud (US) Regions.

- The initial quota value established by AWS (default value) and the new quota value after a quota increase (applied value).
- Information related to open quota increase requests or requests that were closed in the last 90 days.
- Tags on any service quota with applied values.

AWS Signer in AWS GovCloud (US)

AWS Signer is a fully managed code-signing service to ensure the trust and integrity of your code. Organizations validate code against a digital signature to confirm that the code is unaltered and from a trusted publisher. With AWS Signer, your security administrators have a single place to define your signing environment, including what AWS Identity and Access Management (IAM) role can sign code and in what Regions. AWS Signer manages the code-signing certificate's public and private keys, and enables central management of the code-signing lifecycle. Integration with AWS CloudTrail helps you track who is generating code signatures and to meet your compliance requirements.

Region availability

This service is available in the following AWS GovCloud (US) Regions:

- AWS GovCloud (US-West)
- AWS GovCloud (US-East)

How AWS Signer differs

The following differences apply to AWS Signer:

- AWS Signer only supports the container image signing feature (platform id: `Notation-OCI-SHA384-ECDSA`) and Lambda Zip signing feature (platform id: `AWSLambda-SHA384-ECDSA`) with AWS Signer APIs, the AWS CLI, and the console.
- AWS Signer automatically uses the GovCloud partition specific root certificate when signing.
- Signature revocation is only valid within the same AWS partition that an artifact was signed in. The GetRevocationStatus API will not return the revocation information for any signatures or profiles that were revoked in other partitions.
- If you're signing container images, you must complete the following steps:

  a. You must use the AWS GovCloud specific root certificate when verifying container images signed in the GovCloud Region. You can install the GovCloud root certificate either using the AWS Signer plugin for Notation, which includes the GovCloud root certificate, or by directly downloading the GovCloud root certificate. For more information, see Prerequisites for signing container images.

  b. In your trust policy, you must set `signingAuthority` to `aws-us-gov-signer-ts`. For example:

```
{
   "version":"1.0",
   "trustPolicies":[
      {
         "name":"aws-signer-tp",
         "registryScopes":[
            "*"
         ],
         "signatureVerification":{
            "level":"strict"
         },
         "trustStores":[
            "signingAuthority:aws-us-gov-signer-ts"
         ],
         "trustedIdentities":[
            "arn:aws:signer:region:111122223333:/signing-profiles/
ecr_signing_profile",
            "arn:aws:signer:region:111122223333:/signing-profiles/
ecr_signing_profile2"
         ]
      }
   ]
}
```

For more information about setting up trust policies for image verification, see Verify an image locally after signing.

Documentation

- AWS Signer documentation

Export-controlled content

For AWS Services architected within the AWS GovCloud (US) Regions, the following list explains how certain components of data may leave the AWS GovCloud (US) Regions in the normal course of the service offerings. The list can be used as a guide to help meet applicable customer compliance obligations. Data not included in the following list remains within the AWS GovCloud (US) Regions.

- This service can generate metadata from customer-defined configurations. AWS suggests customers do not enter export-controlled information in console fields, descriptions, resource names, and tagging information.

Amazon SES in AWS GovCloud (US)

Lists the differences for using Amazon SES in the AWS GovCloud (US) compared to other AWS Regions.

Amazon SES is an email platform that provides an easy, cost-effective way for you to send and receive email using your own email addresses and domains. For example, you can send marketing emails such as special offers, transactional emails such as order confirmations, and other types of correspondence such as newsletters. When you use Amazon SES to receive mail, you can develop software solutions such as email autoresponders, email unsubscribe systems, and applications that generate customer support tickets from incoming emails.

Region availability

This service is available in the following AWS GovCloud (US) Regions:

- AWS GovCloud (US-West)

- AWS GovCloud (US-East)

How Amazon SES differs

The following differences apply to Amazon SES:

- Amazon SES doesn't support email receiving in the AWS GovCloud (US) Region.

Documentation

- Amazon SES documentation

Export-controlled content

For AWS Services architected within the AWS GovCloud (US) Regions, the following list explains how certain components of data may leave the AWS GovCloud (US) Regions in the normal course of the service offerings. The list can be used as a guide to help meet applicable customer compliance obligations. Data not included in the following list remains within the AWS GovCloud (US) Regions.

- This service can generate metadata from customer-defined configurations. AWS suggests customers do not enter export-controlled information in console fields, descriptions, resource names, and tagging information.

Amazon SNS in AWS GovCloud (US)

Amazon Simple Notification Service (Amazon SNS) is a web service that enables applications, end-users, and devices to instantly send and receive notifications from the cloud.

Region availability

This service is available in the following AWS GovCloud (US) Regions:

- AWS GovCloud (US-West)
- AWS GovCloud (US-East)

How Amazon Simple Notification Service differs

The following differences apply to Amazon Simple Notification Service:

- You cannot use Amazon SNS to send SMS messages while using the AWS GovCloud (US-East) Region.
- Amazon Data Firehose subscriptions are not available.
- Kinesis Firehose protocol option for the Amazon SNS topics is not available.
- Message Data Protection is not available.
- Custom data identifiers are not available.
- Amazon SNS message archiving and replay is not available.
- IPv6 is not available.

Documentation

- Amazon SNS documentation

Export-controlled content

For AWS Services architected within the AWS GovCloud (US) Regions, the following list explains how certain components of data may leave the AWS GovCloud (US) Regions in the normal course of the service offerings. The list can be used as a guide to help meet applicable customer compliance obligations. Data not included in the following list remains within the AWS GovCloud (US) Regions.

- Export-controlled data may not be entered, stored, or processed in Amazon SNS notification messages when the following notification endpoints are being used:

  Notification Endpoints

  - Mobile push notifications – not permitted to contain export-controlled data
  - Email – not permitted to contain export-controlled data
  - Amazon SQS queues outside of AWS GovCloud (US) Regions – not permitted to contain export-controlled data
  - HTTP URL endpoint – not permitted to contain export-controlled data

- Amazon SNS metadata is not permitted to contain export-controlled data. This metadata includes all configuration data that you enter when setting up and maintaining your topics.

  For example, do not enter export-controlled data in the following fields:

  - Topic Name
  - Display Name
  - Topic Policy
  - Topic Delivery Policy
  - Topic ARN
  - Endpoint
  - Subject
  - Application Name

Amazon SQS in AWS GovCloud (US)

Amazon Simple Queue Service (Amazon SQS) is a fully managed message queuing service that makes it easy to decouple and scale microservices, distributed systems, and serverless applications. Amazon SQS moves data between distributed application components and helps you decouple these components.

Region availability

Amazon Simple Queue Service (SQS) is available in the following AWS GovCloud (US) Regions:

- AWS GovCloud (US-East)
- AWS GovCloud (US-West)

How Amazon Simple Queue Service (SQS) differs

- IPv6 is not available.

Documentation

- Amazon SQS documentation

Export-controlled content

For AWS Services architected within the AWS GovCloud (US) Regions, the following list explains how certain components of data may leave the AWS GovCloud (US) Regions in the normal course of the service offerings. The list can be used as a guide to help meet applicable customer compliance obligations. Data not included in the following list remains within the AWS GovCloud (US) Regions.

- Amazon SQS metadata is not permitted to contain export-controlled data. This metadata includes all configuration data that you enter when setting up and maintaining your queues.

  For example, do not enter export-controlled data in the following fields:
  - Queue Name
  - Queue Configuration
  - Queue Policy Document
  - Queue Permissions

Amazon S3 in AWS GovCloud (US)

Amazon Simple Storage Service (Amazon S3) is storage for the internet. You can use Amazon S3 to store and retrieve any amount of data at any time, from anywhere on the web. You can accomplish these tasks using the simple and intuitive web interface of the AWS Management Console.

Region availability

This service is available in the following AWS GovCloud (US) Regions:

- AWS GovCloud (US-West)
- AWS GovCloud (US-East)

How Amazon Simple Storage Service differs

The following differences apply to Amazon Simple Storage Service:

- {r53long} Private DNS for VPCs is currently not supported for Amazon S3 endpoints.
- You cannot do a direct copy of the contents of an Amazon S3 bucket in the AWS GovCloud (US) Regions to or from another AWS Region.

- If you use Amazon S3 policies, use the AWS GovCloud (US) Amazon Resource Name (ARN) identifier. For more information, see Amazon Resource Names (ARNs) in AWS GovCloud (US) Regions.
- In the AWS GovCloud (US) Regions, Amazon S3 has three endpoints. If you are processing export-controlled data, use one of the SSL endpoints. If you have FIPS requirements, use a FIPS 140-3 endpoint (https://s3-fips.us-gov-west-1.amazonaws.com or https://s3-fips.us-gov-east-1.amazonaws.com).
- Amazon S3 bucket names are unique to the AWS GovCloud (US) Regions. Bucket names in the AWS GovCloud (US) Regions are not shared across other AWS Regions.
- Multi-factor authentication (MFA) delete is not available.
- Amazon S3 Transfer Acceleration is not available.
- Amazon S3 Object Lambda Access Points are available in the AWS GovCloud (US) Regions for SSL endpoints. Object Lambda Access Points are not available for FIPS endpoints.
- Amazon S3 presigned URLs are available only through the AWS Command Line Interface (AWS CLI) and AWS SDKs.
- Bucket-style aliases for your Amazon S3 Object Lambda Access Points are not available.
- Amazon S3 Express One Zone is not available.
- Amazon S3 Tables replication is not available.
- Amazon S3 Tables migration is not available.
- Access points for directory buckets are not available.
- You cannot use S3 access points to access file data stored on Amazon FSx file systems.
- Full-text search and hybrid search for Amazon S3 Vectors are not available in the AWS GovCloud (US) Regions.

Documentation

- Amazon S3 documentation

Export-controlled content

For AWS Services architected within the AWS GovCloud (US) Regions, the following list explains how certain components of data may leave the AWS GovCloud (US) Regions in the normal course of the service offerings. The list can be used as a guide to help meet applicable customer

compliance obligations. Data not included in the following list remains within the AWS GovCloud (US) Regions.

- Amazon S3 metadata is not permitted to contain export-controlled data. This metadata includes all configuration data that you enter when creating and maintaining your Amazon S3 buckets, such as bucket names.
- Do not enter export-controlled data in the following fields:
  - Resource tags

Amazon SWF in AWS GovCloud (US)

Amazon Simple Workflow Service (Amazon SWF) makes it easy to build applications that coordinate work across distributed components. In Amazon SWF, a task represents a logical unit of work that is performed by a component of your application. Coordinating tasks across the application involves managing intertask dependencies, scheduling, and concurrency in accordance with the logical flow of the application. Amazon SWF gives you full control over implementing tasks and coordinating them without worrying about underlying complexities such as tracking their progress and maintaining their state.

Region availability

Amazon Simple Workflow Service (SWF) is available in the following AWS GovCloud (US) Regions:

- AWS GovCloud (US-East)
- AWS GovCloud (US-West)

How Amazon Simple Workflow Service (SWF) differs

There are no differences for this service.

Documentation

- Amazon SWF documentation

Export-controlled content

For AWS Services architected within the AWS GovCloud (US) Regions, the following list explains how certain components of data may leave the AWS GovCloud (US) Regions in the normal course of the service offerings. The list can be used as a guide to help meet applicable customer compliance obligations. Data not included in the following list remains within the AWS GovCloud (US) Regions.

- No export-controlled data can be entered, stored, or processed in Amazon SWF.
- Amazon SWF metadata is not permitted to contain export-controlled data. This metadata includes all of the configuration data that you enter when setting up and maintaining your workflows.

  For example, do not enter export-controlled data in the following fields:
  - Workflow type name
  - Workflow type version
  - Activity type name
  - Activity type version
  - Execution workflow ID
  - Activity task ID
  - The `input`, `result`, or `details` arguments to workflow executions
  - The `input`, `result`, or `details` arguments to activity tasks

AWS Snow Family in AWS GovCloud (US)

AWS Snow Family is a service for customers who want to transport terabytes or petabytes of data to and from AWS, or who want to access the storage and compute power of the AWS Cloud locally and cost effectively in places where connecting to the internet might not be an option.

How AWS Snow Family differs

The following differences apply to AWS Snow Family:

- Users can only select AWS GovCloud (US) Regions as the import or export destination Region. The AWS GovCloud (US) Region selection is available only when signed in to AWS GovCloud (US).
- AWS Snowball Edge Device Management service is not available.

- AWS Snow Family Large Data Migration Manager is not available.
- Amazon EKS Anywhere on Snow is not available.

Documentation

- AWS Snow Family documentation

Export-controlled content

For AWS Services architected within the AWS GovCloud (US) Regions, the following list explains how certain components of data may leave the AWS GovCloud (US) Regions in the normal course of the service offerings. The list can be used as a guide to help meet applicable customer compliance obligations. Data not included in the following list remains within the AWS GovCloud (US) Regions.

- Snow Family metadata is not permitted to contain export-controlled data. This includes the naming and configuration data that you enter when creating and managing your Snow Family import or export job. For example, do not enter export-controlled data into user input fields describing your job, such as import job name, Amazon S3 bucket name, or Amazon SNS topic name. Snow Family generated metadata will not contain export-controlled data.

AWS Step Functions in AWS GovCloud (US)

AWS Step Functions makes it easy to coordinate the components of distributed applications as a series of steps in a visual workflow. You can quickly build and run state machines to execute the steps of your application in a reliable and scalable fashion.

Region availability

This service is available in the following AWS GovCloud (US) Regions:

- AWS GovCloud (US-West)
- AWS GovCloud (US-East)

How AWS Step Functions differs

The following differences apply to AWS Step Functions:

- US Commercial Regions supports FIPS and Non-FIPS endpoints.
- US GovCloud East supports FIPS and Non-FIPS endpoints.
- US GovCloud West only supports FIPS endpoints.
- US Commercial Regions only supports AWS PrivateLink for Non-FIPS endpoints.
- US GovCloud East Region only supports AWS PrivateLink for FIPS endpoints.
- US GovCloud West Region only supports AWS PrivateLink for FIPS endpoints.
- Support to call HTTPS APIs is not available.

Documentation

- AWS Step Functions documentation

Export-controlled content

For AWS Services architected within the AWS GovCloud (US) Regions, the following list explains how certain components of data may leave the AWS GovCloud (US) Regions in the normal course of the service offerings. The list can be used as a guide to help meet applicable customer compliance obligations. Data not included in the following list remains within the AWS GovCloud (US) Regions.

- No data will leave the AWS GovCloud (US) Regions for this service.

AWS Storage Gateway in AWS GovCloud (US)

AWS Storage Gateway is a service that connects an on-premises software appliance with cloud-based storage to provide seamless and secure integration between your on-premises IT environment and the AWS storage infrastructure in the cloud.

Region availability

AWS Storage Gateway is available in the following AWS GovCloud (US) Regions:

- AWS GovCloud (US-East)
- AWS GovCloud (US-West)

How AWS Storage Gateway differs

- A file gateway created inside AWS GovCloud (US) cannot connect to a bucket outside of the AWS GovCloud (US) Regions.
- A file gateway created outside of AWS GovCloud (US) cannot connect to a bucket inside AWS GovCloud (US).
- TLS-enabled endpoint are available.
- AWS Storage Gateway Hardware Appliance is not available for use with the AWS Storage Gateway service running in the AWS GovCloud (US) Region.

Documentation

- AWS Storage Gateway documentation

Export-controlled content

For AWS Services architected within the AWS GovCloud (US) Regions, the following list explains how certain components of data may leave the AWS GovCloud (US) Regions in the normal course of the service offerings. The list can be used as a guide to help meet applicable customer compliance obligations. Data not included in the following list remains within the AWS GovCloud (US) Regions.

- AWS Storage Gateway metadata is not permitted to contain export-controlled data. This metadata includes all configuration data that you enter when creating and maintaining your gateway in AWS Storage Gateway, including but not limited to:
  - Storage Gateway name
  - Tape barcode
  - The name of the iSCSI initiator configured for CHAP

  Do not enter export-controlled data into the following console fields:

  - Resource tag: Key

- Resource tag: Value

AWS Storage Gateway AMI Information

The following table lists the available AWS Storage Gateway AMIs.

Gateway Type	AMI ID
File Gateway	ami-0b5d2a6a us-gov-west-1

AWS Support in AWS GovCloud (US)

AWS Support offers a range of support plans that provide access to tools and technical help to support the success and operational health of your AWS solutions. For more information, see Signing Up for AWS GovCloud (US) AWS Support.

To create a new case, sign in to the AWS GovCloud (US) Region Support Center with your AWS GovCloud (US) credentials.

> **Important**
>
> Do not enter any export-controlled data in your support cases.

How AWS Support differs

The following differences apply to AWS Support:

- AWS Trusted Advisor-Long is available in AWS GovCloud (US), but some AWS Trusted Advisor checks and features are not available.
- The Service Health Dashboard for the AWS GovCloud (US) Region can be found at http://status.aws.amazon.com/govcloud.
- The AWS GovCloud (US) Regions do not have a dedicated forum area.
- The endpoint to access AWS Support is https://support.us-gov-west-1.amazonaws.com.
- AWS Partner-Led Support is available in all AWS Regions however Diagnostic Tools and case management are not available.

- Changing the severity level of existing support cases is not available.

Documentation

- AWS Support User Guide
- AWS Support API Reference

Export-controlled content

For AWS Services architected within the AWS GovCloud (US) Regions, the following list explains how certain components of data may leave the AWS GovCloud (US) Regions in the normal course of the service offerings. The list can be used as a guide to help meet applicable customer compliance obligations. Data not included in the following list remains within the AWS GovCloud (US) Regions.

- Technical support cases for the AWS GovCloud (US) Regions are handled by a dedicated team of US-based, US citizen cloud support engineers. AWS Support makes every reasonable effort to ensure these cases are handled exclusively by US citizens throughout the entire case lifecycle.
- Do not enter any export-controlled data in your support cases.

AWS Support Unified Operations in AWS GovCloud (US)

AWS Support Unified Operations combines expertise with AI-powered insights to help reduce operational and security risks, resolve issues faster, and architect more resilient cloud solutions. For more information, see AWS Support.

> **Important**
>
> Do not enter any export-controlled data in your support cases.

How AWS Support Unified Operations differs

The following differences apply to AWS Support Unified Operations:

- AWS Security Incident Response (SIR) and its AWS Customer Incident Response Team (CIRT) engagement process are not available in AWS GovCloud (US) Regions. Security incidents raised through support cases are handled through standard AWS incident response workflows.
- AWS DevOps Agent is not available in AWS GovCloud (US) Regions.
- AI-powered troubleshooting is not available in AWS GovCloud (US) Regions.

Documentation

- AWS Support User Guide
- AWS Support API Reference

Export-controlled content

For AWS Services architected within the AWS GovCloud (US) Regions, the following list explains how certain components of data may leave the AWS GovCloud (US) Regions in the normal course of the service offerings. The list can be used as a guide to help meet applicable customer compliance obligations. Data not included in the following list remains within the AWS GovCloud (US) Regions.

- Technical support cases for the AWS GovCloud (US) Regions are handled by a dedicated team of US-based, US citizen cloud support engineers. AWS Support makes every reasonable effort to ensure these cases are handled exclusively by US citizens throughout the entire case lifecycle.
- Do not enter any export-controlled data in your support cases.

AWS Systems Manager in AWS GovCloud (US)

Use AWS Systems Manager to organize, monitor, and automate management tasks on your AWS resources.

Region availability

This service is available in the following AWS GovCloud (US) Regions:

- AWS GovCloud (US-West)
- AWS GovCloud (US-East)

How AWS Systems Manager differs

The following differences apply to AWS Systems Manager:

- The following Systems Manager capabilities are not yet available for the AWS GovCloud (US) Regions:
  - Change Manager
  - Incident Manager
- The following Systems Manager features are not yet available for the AWS GovCloud (US) Regions:
  - In the Distributor tool, third-party packages are not available.
  - In the Application Manager tool, integration with AWS Cost Explorer functionality is not available.
  - In the Explorer tool, delegated administrator support for Explorer is not available.
  - In the OpsCenter tool, markdown support is not available in the **OpsItem** description field in the console.
  - In the Patch Manager tool, support for Quick Setup patch policy configurations is not available.
  - In the Quick Setup tool, support for AWS Organizations is not available.
  - In the State Manager tool, support for viewing association histories is not available.
- Amazon Elastic Compute Cloud resource scheduling is not available.

Other differences:

- Some Automation runbooks and SSM Command documents are not available for the AWS GovCloud (US) Regions.
- SSM Agent for AWS GovCloud (US) can be downloaded from the following locations:

```
https://amazon-ssm-us-gov-east-1.s3.us-gov-east-1.amazonaws.com/latest/windows_amd64/
AmazonSSMAgentSetup.exe
```

```
https://amazon-ssm-us-gov-west-1.s3.us-gov-west-1.amazonaws.com/latest/windows_amd64/
AmazonSSMAgentSetup.exe
```

Documentation

- AWS Systems Manager documentation

Export-controlled content

For AWS Services architected within the AWS GovCloud (US) Regions, the following list explains how certain components of data may leave the AWS GovCloud (US) Regions in the normal course of the service offerings. The list can be used as a guide to help meet applicable customer compliance obligations. Data not included in the following list remains within the AWS GovCloud (US) Regions.

- The following AWS Systems Manager metadata fields are not permitted to contain export-controlled data:
  - Document names
  - Parameter Store parameter names
  - Patch group names (that is, the value of the Patch Group tag)

Amazon Textract in AWS GovCloud (US)

Amazon Textract makes it easy to add document text detection and analysis to your applications. The Amazon Textract Text Detection API can detect text in a variety of documents including financial reports, medical records, and tax forms. For documents with structured data, you can use the Amazon Textract Document Analysis API to extract text, forms and tables.

Region availability

Amazon Textract is available in the following AWS GovCloud (US) Regions:

- AWS GovCloud (US-East)
- AWS GovCloud (US-West)

How Amazon Textract differs

- In AWS GovCloud (US) Regions, AWS does not use or store AI Content processed by this AI Service to develop and improve that Service or technologies of AWS or its affiliates. Opt-out policies are not currently applicable to these Regions.

Documentation

- Amazon Textract documentation

Export-controlled content

For AWS Services architected within the AWS GovCloud (US) Regions, the following list explains how certain components of data may leave the AWS GovCloud (US) Regions in the normal course of the service offerings. The list can be used as a guide to help meet applicable customer compliance obligations. Data not included in the following list remains within the AWS GovCloud (US) Regions.

- Amazon Textract metadata is not permitted to contain export-controlled data.

Amazon Timestream in AWS GovCloud (US)

Timestream is a fast, scalable, and serverless time series database service for IoT and operational applications. With Timestream, you can store and analyze trillions of events per day up to 1,000 times faster than with relational databases—at as little as one-tenth of the cost.

Timestream saves you time and cost in managing the lifecycle of time series data by keeping recent data in memory and moving historical data to a cost-optimized storage tier, based upon user-defined policies.

With the purpose-built query engine in Timestream, you can access and analyze recent and historical data together, without needing to specify explicitly in the query whether the data resides in memory or in the cost-optimized storage tier.

Timestream helps ensure that your time series data is always encrypted, whether at rest or in transit. With Timestream, you can also specify an AWS KMS customer managed key for encrypting data in the magnetic store.

Region availability

This service is available in the following AWS GovCloud (US) Regions:

- AWS GovCloud (US-West)

How Amazon Timestream differs

The following differences apply to Amazon Timestream:

- The query editor in the Timestream console does not allow you to save your queries for later usage or search from saved queries.
- Customers who rely upon FIFO support with SNS notifications from the scheduled query service for Timestream will not be able to create such a topic in GovCloud since the Region does not support FIFO topics. For more information, see Amazon SNS in AWS GovCloud (US). This might cause notifications for scheduled queries to arrive out of order.

Documentation

- Timestream documentation

Export-controlled content

For AWS services architected within the AWS GovCloud (US) Regions, the following list explains how certain components of data may leave the AWS GovCloud (US) Regions in the normal course of the service offerings. The list can be used as a guide to help meet applicable customer compliance obligations. Data not included in the following list remains within the AWS GovCloud (US) Regions.

- Amazon Timestream metadata is not permitted to contain export-controlled data. This metadata includes all configuration data that you enter when creating and maintaining your Amazon Timestream instances except the master password.
- Do not enter export-controlled data in the following fields.
  - Master user name
  - Database name
  - Table name

- Scheduled query, Query Name
- Resource tags

If you are processing export-controlled data with Amazon Timestream, follow these guidelines in order to maintain export compliance.

- When you use the console or the AWS APIs, the only data field that is protected as export-controlled data is the Amazon Timestream master password.
- You can enter export-controlled data into any data fields by using your database client-side tools. Do not pass export-controlled data by using the web service APIs that are provided by Amazon Timestream.
- To secure export-controlled data in your VPC, set up access control lists (ACLs) to control traffic entering and exiting your VPC. If you have multiple databases configured with different ports, set up ACLs on all the ports.

  For example, if you're running an application server on an Amazon EC2 instance that connects to Amazon Timestream, a non-U.S. person could reconfigure the DNS to redirect export-controlled data out of the VPC and into any server that could possibly be outside of the AWS GovCloud (US) Regions.

  To prevent this type of attack and to maintain export compliance, use network ACLs to prevent network traffic from exiting the VPC on the database port. For more information, see Network ACLs in the *Amazon VPC User Guide*.
- For each database that contains export-controlled data, ensure that only specific CIDR ranges and Amazon EC2 security groups can access the database instance, especially when an Internet gateway is attached to the VPC. Only allow connections that are from the AWS GovCloud (US) Regions or other export-controlled environments to export-controlled database instances.
- If you are processing export-controlled data with this service, use the SSL (HTTPS) endpoint to maintain export compliance. For more information, see Service Endpoints.

Amazon Transcribe in AWS GovCloud (US)

Amazon Transcribe uses advanced machine learning technologies to recognize speech in audio files and transcribe them into text. Use Amazon Transcribe to convert audio to text and to create applications that incorporate the content of audio files. For example, you can transcribe the audio track from a video recording to create closed captioning for the video.

Region availability

Amazon Transcribe is available in the following AWS GovCloud (US) Regions:

- AWS GovCloud (US-East)
- AWS GovCloud (US-West)

How Amazon Transcribe differs

- Automatic language identification is not available in the AWS GovCloud (US-East) Region.
- Call Analytics is not available.
- Automatic content redaction is not available in the AWS GovCloud (US-East) Region.
- In AWS GovCloud (US) Regions, AWS does not use or store AI Content processed by this AI Service to develop and improve that Service or technologies of AWS or its affiliates. Opt-out policies are not currently applicable to these Regions.

Documentation

- Amazon Transcribe documentation

Export-controlled content

For AWS Services architected within the AWS GovCloud (US) Regions, the following list explains how certain components of data may leave the AWS GovCloud (US) Regions in the normal course of the service offerings. The list can be used as a guide to help meet applicable customer compliance obligations. Data not included in the following list remains within the AWS GovCloud (US) Regions.

- No data will leave the AWS GovCloud (US) Regions for this service.

AWS Transfer Family in AWS GovCloud (US)

AWS Transfer Family is a secure transfer service that enables you to transfer files into and out of Amazon Simple Storage Service (Amazon S3) and Amazon Elastic File System (Amazon EFS) file systems over the following protocols:

- Secure Shell (SSH) File Transfer Protocol (SFTP) (AWS Transfer for SFTP).
- File Transfer Protocol Secure (FTPS) (AWS Transfer for FTPS).
- File Transfer Protocol (FTP) (AWS Transfer for FTP).
- Applicability Statement 2 (AS2).

Region availability

This service is available in the following AWS GovCloud (US) Regions:

- AWS GovCloud (US-West)
- AWS GovCloud (US-East)

How AWS Transfer Family differs

The following differences apply to AWS Transfer Family:

- PUBLIC and VPC_ENDPOINT endpoint types are not available. Only VPC endpoint type is supported, for both internal and internet facing access. For more information, see Creating a server in a virtual private cloudin the *AWS Transfer Family User Guide*.
- If you are providing your end users access to your endpoint using a custom hostname, you need to map your endpoint's IP addresses to the custom domain using Amazon Route 53 or any DNS provider. If you use a hostname registered with Route 53, there are some DNS limitations. For more information about using Route 53 for GovCloud endpoints, see Setting Up Amazon Route 53 with Your AWS GovCloud (US) Resources.
- For Transfer Family web apps, you can enable FIPS during configuration. To do so, select the **FIPS Enabled endpoint** checkbox on the **Configure web app** screen.

Documentation

- AWS Transfer Family documentation

Export-controlled content

For AWS Services architected within the AWS GovCloud (US) Regions, the following list explains how certain components of data may leave the AWS GovCloud (US) Regions in the normal

course of the service offerings. The list can be used as a guide to help meet applicable customer compliance obligations. Data not included in the following list remains within the AWS GovCloud (US) Regions.

- AWS Transfer Family metadata is not permitted to contain export-controlled data.

AWS Transform in AWS GovCloud (US)

AWS Transform is an agentic AI service that accelerates the migration and modernization of enterprise workloads. It automates complex, time-consuming tasks across the migration lifecycle, helping you plan, migrate, and modernize workloads at scale while reducing manual effort and preserving context across each phase of your project.

Region availability

This service is available in the following AWS GovCloud (US) Regions:

- AWS GovCloud (US-West)

How AWS Transform differs

The following differences apply to AWS Transform in AWS GovCloud (US):

- Job types: Only migration jobs are supported.
- Chat responses: Chat responses to generic AWS questions may differ from responses in other AWS Regions.
- Feedback: The ability to provide feedback from the web application is not supported.

Documentation

- AWS Transform documentation

Export-controlled content

For AWS Services architected within the AWS GovCloud (US) Regions, the following list explains how certain components of data may leave the AWS GovCloud (US) Regions in the normal course of the service offerings. The list can be used as a guide to help meet applicable customer

compliance obligations. Data not included in the following list remains within the AWS GovCloud (US) Regions.

- This service can generate metadata from customer-defined configurations. AWS suggests customers do not enter export-controlled information in console fields, descriptions, resource names, and tagging information.

AWS Transit Gateway in AWS GovCloud (US)

A transit gateway is a network transit hub that interconnects your virtual private clouds (VPC) and on-premises networks.

Region availability

AWS Transit Gateway is available in the following AWS GovCloud (US) Regions:

- AWS GovCloud (US-East)
- AWS GovCloud (US-West)

How AWS Transit Gateway differs

- You can’t visualize your global network in geographic map view in Transit Gateway Network Manager console.
- Inter-Region peering is only supported between AWS GovCloud (US-East) and AWS GovCloud (US-West). You can’t create an Inter-Region peering between a AWS GovCloud (US) Region and any other AWS Region.
- Policy-Based Routing (PBR) for transit gateways is not available.

Documentation

Transit Gateway documentation

Export-controlled content

For AWS Services architected within the AWS GovCloud (US) Regions, the following list explains how certain components of data may leave the AWS GovCloud (US) Regions in the normal course of the service offerings. The list can be used as a guide to help meet applicable customer

compliance obligations. Data not included in the following list remains within the AWS GovCloud (US) Regions.

- Transit gateway metadata is not permitted to contain export-controlled data. This metadata includes all of the configuration data that you enter when setting up and maintaining your transit gateways. This applies to free-text entry fields for transit gateway resources, including but not limited to:
  - Resource names
  - Resource descriptions
  - Tag keys and values

Amazon Translate in AWS GovCloud (US)

Amazon Translate is a neural machine translation service for translating text to and from English across a breadth of supported languages. Powered by deep-learning technologies, Amazon Translate delivers fast, high-quality, and affordable language translation. It provides a managed, continually trained solution so you can easily translate company and user-authored content or build applications that require support across multiple languages. The machine translation engine has been trained on a wide variety of content across different domains to produce quality translations that serve any industry need.

Region availability

Amazon Translate is available in the following AWS GovCloud (US) Regions:

- AWS GovCloud (US-West)

How Amazon Translate differs

- Async batch is not available.
- Active Custom Translation is not available.
- Parallel Data Operations are not available.
- In AWS GovCloud (US) Regions, AWS does not use or store AI Content processed by this AI Service to develop and improve that Service or technologies of AWS or its affiliates. Opt-out policies are not currently applicable to these Regions.

Documentation

- Amazon Translate documentation

Export-controlled content

For AWS Services architected within the AWS GovCloud (US) Regions, the following list explains how certain components of data may leave the AWS GovCloud (US) Regions in the normal course of the service offerings. The list can be used as a guide to help meet applicable customer compliance obligations. Data not included in the following list remains within the AWS GovCloud (US) Regions.

- This service can generate metadata from customer-defined configurations. AWS suggests customers do not enter export-controlled information in console fields, descriptions, resource names, and tagging information.

AWS Trusted Advisor in AWS GovCloud (US)

An online resource to help you reduce cost, increase performance, and improve security by optimizing your AWS environment, Trusted Advisor provides real time guidance to help you provision your resources following AWS best practices.

How AWS Trusted Advisor differs

The following differences apply to AWS Trusted Advisor:

- Email notifications for Trusted Advisor check summaries are not available.
- The organizational view feature is currently not supported.
- For a list of supported checks in the AWS GovCloud (US) Regions, see Supported AWS Trusted Advisor checks. You can also sign in to the AWS Trusted Advisor console.
- Email notifications for Trusted Advisor Priority recommendation summaries are not available.
- Not all checks are automatically refreshed. For checks not automatically refreshed, customers can manually refresh via the Console or API.

Supported Trusted Advisor checks

The following tables list the Trusted Advisor checks that are available in the AWS GovCloud (US) Regions and the required support level.

Cost optimization

The following table lists the Trusted Advisor checks for cost optimization that are available. .

Check	Support level
Amazon EC2 Instances Stopped	Business and Enterprise
Amazon ECR Repository Without Lifecycle Policy Configured	Business and Enterprise
AWS Account Not Part of AWS Organizations	Business and Enterprise
Amazon RDS Idle DB Instances	Business and Enterprise
Amazon S3 Bucket Lifecycle Policy Configured	Business and Enterprise
Amazon S3 version enabled buckets without lifecycle policies configured	Business and Enterprise
Idle Load Balancers	Business and Enterprise
Low Utilization Amazon EC2 Instances	Business and Enterprise
Unassociated Elastic IP Addresses	Business and Enterprise
Underutilized Amazon EBS Volumes	Business and Enterprise

Fault tolerance

The following table lists the Trusted Advisor checks for fault tolerance that are available. .

Check	Support level
Amazon Aurora DB Instance Accessibility	Business and Enterprise

Check	Support level
Amazon DynamoDB Table Not Included in Backup Plan	Business and Enterprise
Amazon EBS Not Included in AWS Backup Plan	Business and Enterprise
Amazon EBS Snapshots	Business and Enterprise
Amazon EC2 Auto Scaling Group does not have ELB Health check Enabled	Business and Enterprise
Amazon EC2 Availability Zone Balance	Business and Enterprise
Amazon EC2 Detailed Monitoring Not Enabled	Business and Enterprise
Amazon ECS service using a single AZ	Business and Enterprise
Amazon ECS Multi-AZ placement strategy	Business and Enterprise
Amazon ElastiCache Multi-AZ Clusters	Business and Enterprise
Amazon ElastiCache Redis clusters Automatic Backup	Business and Enterprise
AWS Lambda Functions without a dead-letter queue configured	Business and Enterprise
Amazon MemoryDB Multi-AZ Clusters	Business and Enterprise
Amazon Redshift cluster automated snapshots	Business and Enterprise
Amazon RDS not in AWS Backup Plan	Business and Enterprise
Amazon RDS Backups	Business and Enterprise
Amazon RDS DB Instance Enhanced Monitoring Not Enabled	Business and Enterprise
Amazon RDS Multi-AZ	Business and Enterprise

Check	Support level
Amazon RDS Multi-AZ Standby Instance Not Enabled	Business and Enterprise
Amazon S3 Bucket Logging	Business and Enterprise
Amazon S3 Bucket Replication Not Enabled	Business and Enterprise
Amazon S3 Bucket Versioning	Business and Enterprise
Auto Scaling Group Resources	Business and Enterprise
AWS Site-to-Site VPN has at least one Tunnel in DOWN Status	Business and Enterprise
Auto Scaling Group Health Check	Business and Enterprise
ELB Connection Draining	Business and Enterprise
ELB Cross-Zone Load Balancing	Business and Enterprise
Load Balancer Optimization	Business and Enterprise
VPN Tunnel Redundancy	Business and Enterprise
ActiveMQ Availability Zone Redundancy	Business and Enterprise
RabbitMQ Availability Zone Redundancy	Business and Enterprise

Operational Excellence

The following table lists the Trusted Advisor checks for operational excellence that are available. .

Check	Support level
Amazon API Gateway Not Logging Execution Logs	Business and Enterprise

Check	Support level
Amazon API Gateway REST APIs Without X-Ray Tracing Enabled	Business and Enterprise
Amazon EC2 Instance Not Managed by AWS Systems Manager	Business and Enterprise
Amazon ECR Repository With Tag Immutability Disabled	Business and Enterprise
Amazon ECS clusters with Container Insights disabled	Business and Enterprise
Amazon S3 does not have Event Notifications enabled	Business and Enterprise
Amazon VPC Without Flow Logs	Business and Enterprise
CloudFormation Stack Notification	Business and Enterprise
AWS CloudTrail data events logging for objects in an S3 bucket	Business and Enterprise
AWS CodeBuild Project Logging	Business and Enterprise
AWS Elastic Beanstalk Enhanced Health Reporting Is Not Configured	Business and Enterprise
AWS Elastic Beanstalk with Managed Platform Updates disabled	Business and Enterprise
AWS Fargate platform version is not latest	Business and Enterprise
AWS Systems Manager State Manager Association in Non-compliant Status	Business and Enterprise
Application Load Balancers and Classic Load Balancers Without Access Logs Enabled	Business and Enterprise

Check	Support level
CloudTrail trails is not configured with Amazon CloudWatch Logs	Business and Enterprise
Elastic Load Balancing Deletion Protection Not Enabled for Load Balancers	Business and Enterprise
RDS Cluster Deletion Protection Check	Business and Enterprise
RDS DB Instance Automatic Minor Version Upgrade Check	Business and Enterprise

Performance

The following table lists the Trusted Advisor checks for performance that are available. .

Check	Support level
Amazon DynamoDB Auto Scaling Not Enabled	Business and Enterprise
Amazon EBS Optimization Not Enabled	Business and Enterprise
Amazon EBS Provisioned IOPS (SSD) Volume Attachment Configuration	Business and Enterprise
Amazon EC2 to EBS Throughput Optimization	Business and Enterprise
Amazon EC2 Virtualization Type is Paravirtual	Business and Enterprise
High Utilization Amazon EC2 Instances	Business and Enterprise
Large Number of EC2 Security Group Rules Applied to an Instance	Business and Enterprise
Large Number of Rules in an EC2 Security Group	Business and Enterprise
Overutilized Amazon EBS Magnetic Volumes	Business and Enterprise

Check	Support level
AWS Lambda Functions without Concurrency Limit configured	Business and Enterprise

Security

The following table lists the Trusted Advisor checks for security that are available. .

Check	Support level
Amazon CloudWatch Log Group retention period less than 365 days	All support levels
Amazon EBS Public Snapshots	All support levels
Amazon RDS Security Group Access Risk	Business and Enterprise
Amazon RDS Public Snapshots	All support levels
Amazon S3 Bucket Permissions	All support levels
AWS Backup Vault Without Resource-Based Policy to Prevent Deletion of Recovery Points	Business and Enterprise
AWS CloudTrail Logging	Business and Enterprise
ELB Security Groups	Business and Enterprise
ELB Listener Security	Business and Enterprise
IAM Access Key Rotation	All support levels
IAM Use	All support levels
IAM Password Policy	Business and Enterprise
Security Groups – Specific Ports Unrestricted	All support levels
Security Groups – Unrestricted Access	Business and Enterprise

Service quotas

The following table lists the checks for Trusted Advisor service quotas, formerly known as limits, that are available. .

Check	Support level
Amazon DynamoDB Throughput	All support levels
Auto Scaling Groups	All support levels
Auto Scaling Launch Configurations	All support levels
CloudFormation Stacks	All support levels
DynamoDB Read Capacity	All support levels
DynamoDB Write Capacity	All support levels
EBS Active Snapshots	All support levels
EBS Cold HDD (sc1) Volume Storage	All support levels
EBS General Purpose SSD (gp2) Volume Storage	All support levels
EBS General Purpose SSD (gp3) Volume Storage	All support levels
EBS Magnetic (standard) Volume Storage	All support levels
EBS Provisioned IOPS (SSD) Volume Aggregate IOPS	All support levels
EBS Provisioned IOPS SSD (io1) Volume Storage	All support levels
EBS Throughput Optimized HDD (st1) Volume Storage	All support levels
EC2 Reserved Instance Leases	All support levels

Check	Support level
ELB Classic Load Balancers	All support levels
ELB Network Load Balancers	All support levels
ELB Application Load Balancers	All support levels
IAM Group	All support levels
IAM Instance Profiles	All support levels
IAM Policies	All support levels
IAM Roles	All support levels
IAM Server Certificates	All support levels
IAM Users	All support levels
Kinesis Shards per Region	All support levels
RDS Cluster Parameter Groups	All support levels
RDS Cluster Roles	All support levels
RDS Clusters	All support levels
RDS DB Instances	All support levels
RDS DB Parameter Groups	All support levels
RDS DB Security Groups	All support levels
RDS DB Manual Snapshots	All support levels
RDS Event Subscriptions	All support levels
RDS Max Auths per Security Group	All support levels
RDS Option Groups	All support levels

Check	Support level
RDS Read Replicas per Master	All support levels
RDS Reserved Instances	All support levels
RDS Subnet Groups	All support levels
RDS Subnets per Subnet Group	All support levels
RDS Total Storage Quota	All support levels
VPC	All support levels
VPC Elastic IP Address	All support levels
VPC Internet Gateways	All support levels

Documentation

- AWS Trusted Advisor-Long in the *AWS Support User Guide*
- For more information about Trusted Advisor features, see AWS Trusted Advisor-Long.
- For a complete list of Trusted Advisor checks, see the AWS Trusted Advisor-Long best practice checklist.

Export-controlled content

For AWS Services architected within the AWS GovCloud (US) Regions, the following list explains how certain components of data may leave the AWS GovCloud (US) Regions in the normal course of the service offerings. The list can be used as a guide to help meet applicable customer compliance obligations. Data not included in the following list remains within the AWS GovCloud (US) Regions.

- This service can generate metadata from customer-defined configurations. AWS suggests customers do not enter export-controlled information in console fields, descriptions, resource names, and tagging information.

AWS Verified Access in AWS GovCloud (US)

AWS Verified Access provides secure access to corporate applications without a VPN connection. It evaluates each request in real time and determines whether the user has access to the application.

Region availability

AWS Verified Access is available in the following AWS GovCloud (US) Regions:

- AWS GovCloud (US-East)
- AWS GovCloud (US-West)

How AWS Verified Access differs

- Use SSL (HTTPS) when you make calls to the service in the AWS GovCloud (US) Region. In other AWS Regions, you can use HTTP or HTTPS.
- Non-HTTP endpoints are not available in AWS GovCloud (US) Regions.

Documentation

- Verified Access documentation

Export-controlled content

For AWS Services architected within the AWS GovCloud (US) Regions, the following list explains how certain components of data may leave the AWS GovCloud (US) Regions in the normal course of the service offerings. The list can be used as a guide to help meet applicable customer compliance obligations. Data not included in the following list remains within the AWS GovCloud (US) Regions.

- Any metadata that you provide when setting up and maintaining your Verified Access resources, including all configuration data that you enter.

Amazon Verified Permissions in AWS GovCloud (US)

Amazon Verified Permissions is a scalable, fine-grained permissions management and authorization service for custom applications built by you. With Verified Permissions, your developers can build secure applications faster by externalizing authorization and centralizing policy management and administration. Verified Permissions uses the Cedar Policy Language to define fine-grained permissions for application users.

Region availability

Amazon Verified Permissions is available in the following AWS GovCloud (US) Regions:

- AWS GovCloud (US-East)
- AWS GovCloud (US-West)

How Amazon Verified Permissions differs

- Identity sources, including Amazon Cognito user pools, are not available to Verified Permissions policy stores.

Documentation

- Verified Permissions documentation

Export-controlled content

For AWS Services architected within the AWS GovCloud (US) Regions, the following list explains how certain components of data may leave the AWS GovCloud (US) Regions in the normal course of the service offerings. The list can be used as a guide to help meet applicable customer compliance obligations. Data not included in the following list remains within the AWS GovCloud (US) Regions.

- No data will leave the AWS GovCloud (US) Regions for this service.

Amazon VPC in AWS GovCloud (US)

Amazon Virtual Private Cloud (Amazon VPC) enables you to launch Amazon Web Services (AWS) resources into a virtual network that you've defined. This virtual network closely resembles a traditional network that you'd operate in your own data center, with the benefits of using the scalable infrastructure of AWS.

> **Note**
>
> Not all Amazon VPC endpoints in AWS GovCloud (US) support Amazon VPC endpoint policies.

Region availability

This service is available in the following AWS GovCloud (US) Regions:

- AWS GovCloud (US-West)
- AWS GovCloud (US-East)

How Amazon Virtual Private Cloud differs

The following differences apply to Amazon Virtual Private Cloud:

- Use SSL (HTTPS) when you make calls to the service in the AWS GovCloud (US) Region. In other AWS Regions, you can use HTTP or HTTPS.
- Traffic mirror sessions are visible to the owner of a traffic mirror target only if created using the same account. If a traffic mirror target is shared with other accounts, those other accounts can still create sessions with that target, but those sessions are not visible to the target owner.
- Security group rule IDs are not available in the Amazon VPC console.
- The AWS-managed prefix list for Amazon CloudFront is not available.
- Amazon VPC Route Server is not available.

Documentation

- Amazon VPC documentation

Export-controlled content

For AWS Services architected within the AWS GovCloud (US) Regions, the following list explains how certain components of data may leave the AWS GovCloud (US) Regions in the normal course of the service offerings. The list can be used as a guide to help meet applicable customer compliance obligations. Data not included in the following list remains within the AWS GovCloud (US) Regions.

- Amazon VPC metadata is not permitted to contain export-controlled data. This metadata includes all of the configuration data that you enter when setting up and maintaining your VPCs. This applies to free-text entry fields for VPC resources, including but not limited to:
  - Names and descriptions of security groups and security group rules
  - Keys and values of DHCP option sets
  - Names of destination log groups for VPC Flow Logs
  - Tag keys and values
  - Service names of VPC endpoints
  - Client token values used for the idempotency of API requests

VMware Cloud on AWS in AWS GovCloud (US)

VMware Cloud on AWS brings VMware's enterprise-class Software-Defined Data Center software to the AWS Cloud, and enables customers to run production applications in a managed service from VMware and AWS. For more information, see VMware Cloud on AWS.

Documentation

- VMware Cloud on AWS documentation

AWS Site-to-Site VPN in AWS GovCloud (US)

AWS Site-to-Site VPN enables you to securely connect your on-premises network or branch office site to your Amazon Virtual Private Cloud (Amazon VPC).

Region availability

AWS VPN is available in the following AWS GovCloud (US) Regions:

- AWS GovCloud (US-East)
- AWS GovCloud (US-West)

How AWS VPN differs

The following differences apply to AWS VPN:

- Accelerated VPN is not available.

- The AWS Site-to-Site VPN endpoints in AWS GovCloud (US) operate using FIPS 140-3 validated cryptographic modules. Correspondingly, VPN connections created in GovCloud require a different set of algorithms to establish a tunnel. For more information about FIPS 140-3, see "Cryptographic Module Validation Program" on the NIST Computer Security Resource Center website.
- Use SSL (HTTPS) when you make calls to the service in the AWS GovCloud (US) Region. In other AWS Regions, you can use HTTP or HTTPS.

Documentation

- Site-to-Site VPN documentation

Export-controlled content

For AWS Services architected within the AWS GovCloud (US) Regions, the following list explains how certain components of data may leave the AWS GovCloud (US) Regions in the normal course of the service offerings. The list can be used as a guide to help meet applicable customer compliance obligations. Data not included in the following list remains within the AWS GovCloud (US) Regions.

- AWS Site-to-Site VPN metadata is not permitted to contain export-controlled data. This metadata includes all of the configuration data that you enter when setting up and maintaining your Site-to-Site VPNs.

  For example, do not enter export-controlled data into user input fields such as the following:

  - Display Name
  - Topic Policy

- Topic Delivery Policy
- Topic ARN
- Endpoint

AWS WAF in AWS GovCloud (US)

AWS WAF is a web application firewall that lets you monitor web requests that are forwarded to resources, such as AWS API Gateway and AWS Application Load Balancers. You can also use AWS WAF to block or allow requests based on conditions that you specify, such as the IP addresses that requests originate from or values in the requests.

For list of services that AWS WAF supports, please visit the service page.

Region availability

This service is available in the following AWS GovCloud (US) Regions:

- AWS GovCloud (US-West)
- AWS GovCloud (US-East)

How AWS WAF differs

The following differences apply to AWS WAF:

- Managed rule groups that are provided for subscription by AWS Marketplace third party sellers are not available for use in AWS GovCloud (US). The only managed rule groups that are available in AWS GovCloud (US) are the AWS managed rule groups that are provided with AWS WAF. For more information about managed rule groups in AWS WAF, see Managed rule groups in the AWS WAF, AWS Firewall Manager, and AWS Shield Advanced Developer Guide.

Documentation

- AWS WAF documentation

Export-controlled content

For AWS Services architected within the AWS GovCloud (US) Regions, the following list explains how certain components of data may leave the AWS GovCloud (US) Regions in the normal course of the service offerings. The list can be used as a guide to help meet applicable customer compliance obligations. Data not included in the following list remains within the AWS GovCloud (US) Regions.

- No export-controlled data may be entered, stored, or processed by AWS WAF. For example, AWS WAF metadata is not permitted to contain export-controlled data.

  For example, do not enter export-controlled data in the following fields:

  - Web ACL name
  - CloudWatch metric name
  - Condition
  - Rule name
  - String filters and regex pattern set

AWS Well-Architected Tool in AWS GovCloud (US)

AWS Well-Architected Tool (AWS WA Tool) is a service in the cloud that provides a consistent process for measuring your architecture using AWS best practices. AWS WA Tool helps you throughout the product lifecycle by:

- Assisting with documenting the decisions that you make
- Providing recommendations for improving your workload based on best practices
- Guiding you in making your workloads more reliable, secure, efficient, and cost-effective

You can use AWS WA Tool to document and measure your workload using the best practices from the AWS Well-Architected Framework. These best practices were developed by AWS Solutions Architects based on their years of experience building solutions across a wide variety of businesses. The framework provides a consistent approach for measuring architectures and provides guidance for implementing designs that scale with your needs over time.

How AWS Well-Architected Tool differs

The following differences apply to AWS Well-Architected Tool:

- **AWS Service Catalog AppRegistry integration with Well-Architected using service-managed attribute groups** – The ability to reference Well-Architected metadata in AppRegistry using service-managed attribute groups is not available.
- **Profiles** – Profiles is not available.
- **Jira** – The AWS Well-Architected Tool Connector for Jira is not available.

Documentation

- AWS WA Tool documentation

Export-controlled content

For AWS Services architected within the AWS GovCloud (US) Regions, the following list explains how certain components of data may leave the AWS GovCloud (US) Regions in the normal course of the service offerings. The list can be used as a guide to help meet applicable customer compliance obligations. Data not included in the following list remains within the AWS GovCloud (US) Regions.

- AWS account IDs associated with workload
- Workload name
- Milestone name
- Review owner

AWS WickrGov in AWS GovCloud (US)

AWS WickrGov is an end-to-end encrypted service that helps organizations collaborate across messaging, calling, file sharing, and screen sharing. Users of AWS WickrGov can also federate with other AWS WickrGov users outside their network.

How AWS WickrGov differs

The following differences apply to AWS WickrGov:

- WickrGov is only available in the AWS GovCloud (US-West) Region.
- The AWS GovCloud (US) Federation allows communication between WickrGov networks in the AWS GovCloud (US-West) Region and commercial networks in other Regions.
- Client name will appear changed to AWS WickrGov and utilizes a new AWS WickrGov logo with blue background and white slashes.
- AWS WickrGov Desktop, Android, and iOS apps are tailored for AWS GovCloud (US) users. When AWS GovCloud (US) users engage in conversations with commercial users (Wickr Enterprise, AWS Wickr, Guest users), they will see the following unclassified warnings displayed:
  - A U tag in the room list. (U tag refers to unclassified)
  - An unclassified acknowledgment on the message screen in every conversation.
  - An unclassified banner on top of the conversation.
- AWS WickrGov offers a premium free trial option that allows up to 50 users and last for three months.

Documentation

- AWS WickrGov documentation

Export-controlled content

For AWS Services architected within the AWS GovCloud (US) Regions, the following list explains how certain components of data may leave the AWS GovCloud (US) Regions in the normal course of the service offerings. The list can be used as a guide to help meet applicable customer compliance obligations. Data not included in the following list remains within the AWS GovCloud (US) Regions.

- Email addresses of provisioned users within a network leave the AWS GovCloud (US) Regions in the normal course of service use. Do not enter export-controlled information into the email field when provisioning users.
- Network names are visible to the AWS WickrGov service team as part of normal service function. Do not enter export-controlled or sensitive information into the network name field when creating a network.

- When an AWS WickrGov network in AWS GovCloud (US) and an AWS Wickr network in an AWS commercial Region are federated, communications may be stored in either federated network's data retention module if configured.

Amazon WorkSpaces in AWS GovCloud (US)

Amazon WorkSpaces is a managed, secure cloud desktop service. You can use Amazon WorkSpaces to provision Windows, Amazon Linux 2, Ubuntu, Red Hat Enterprise Linux (RHEL), or Rocky Linux desktops in just a few minutes and quickly scale to provide thousands of desktops to workers across the globe. You can pay either monthly or hourly, just for the WorkSpaces you launch, which helps you save money when compared to traditional desktops and on-premises virtual desktop infrastructure (VDI) solutions. Amazon WorkSpaces helps you eliminate the complexity in managing hardware inventory and OS versions and patches which helps simplify your desktop delivery strategy. With Amazon WorkSpaces, your users get a fast, responsive desktop of their choice that they can access anywhere, anytime, from any supported device.

Region availability

Amazon WorkSpaces is available in the following AWS GovCloud (US) Regions:

- AWS GovCloud (US-East)
- AWS GovCloud (US-West)

How Amazon WorkSpaces differs

- The Amazon WorkSpaces Application Manager console is not available.
- The Web Access client (from browser) does not support PCoIP WorkSpaces.
- The cross-Region redirection feature is not available.
- The **Forgot Password** option and the **Welcome Email** feature are not available in the AWS GovCloud (US) Regions. Users cannot reset their own passwords and users with new WorkSpaces will not receive a welcome email.
- Amazon WorkSpaces Advisor is not available.

Documentation

- Amazon WorkSpaces documentation

Export-controlled content

For AWS Services architected within the AWS GovCloud (US) Regions, the following list explains how certain components of data may leave the AWS GovCloud (US) Regions in the normal course of the service offerings. The list can be used as a guide to help meet applicable customer compliance obligations. Data not included in the following list remains within the AWS GovCloud (US) Regions.

- Amazon WorkSpaces metadata is not permitted to contain export-controlled data. This metadata includes all configuration data that you enter when creating and maintaining your WorkSpaces.

  Do not enter export-controlled data in the following console fields:

  - AMI descriptions
  - Resource tags
  - If importing export-controlled images, do not use pre-signed URLs for the CLI argument
  - Key pairs created using HTTP

Amazon WorkSpaces Applications in AWS GovCloud (US)

Amazon AppStream 2.0 is a fully managed application streaming service that provides users with instant access to their desktop applications from anywhere. AppStream 2.0 manages the AWS resources required to host and run your applications, scales automatically, and provides access to your users on demand. AppStream 2.0 provides users access to the applications they need on the device of their choice, with a responsive, fluid user experience that is indistinguishable from natively installed applications.

How Amazon WorkSpaces Applications differs

The following differences apply to Amazon WorkSpaces Applications:

- The Graphics Design and Graphics Pro instance types are not available in the AWS GovCloud (US-East) Region.
- The Windows Server 2012 image is not available in the AWS GovCloud (US-East) Region.

- Copying WorkSpaces Applications images from the AWS GovCloud (US) Regions to other AWS Regions is not available.
- The WorkSpaces Applications user pool is not available.
- The following CloudFormation resources are not available in AWS GovCloud (US):
  - AWS::AppStream::User
  - AWS::AppStream::StackUserAssociation
- The following AppStream 2.0 API actions are not available in AWS GovCloud (US):
  - BatchAssociateUserStack
  - BatchDisassociateUserStack
  - DescribeUserStackAssociations, when USERPOOL is specified for the AuthenticationType parameter. USERPOOL is the only supported value for this parameter.
  - CreateUser
  - DeleteUser
  - DescribeUsers
  - DisableUser
  - EnableUser

Documentation

- Amazon AppStream 2.0 documentation
- Configure the Relay State of Your Federation

Export-controlled content

For AWS Services architected within the AWS GovCloud (US) Regions, the following list explains how certain components of data may leave the AWS GovCloud (US) Regions in the normal course of the service offerings. The list can be used as a guide to help meet applicable customer compliance obligations. Data not included in the following list remains within the AWS GovCloud (US) Regions.

- Amazon AppStream 2.0 metadata is not permitted to contain export-controlled data. This metadata includes all configuration data that you enter when creating and maintaining WorkSpaces Applications image builders, images, fleets, and stacks.

- Do not enter export-controlled data in the following console fields or when using the WorkSpaces Applications API actions or AWS Command Line Interface (AWS CLI) commands:
  - Names and descriptions for Amazon AppStream 2.0 image builders, images, fleets and stacks.
  - Resource tags.
  - If importing export-controlled images, do not use pre-signed URLs for the CLI argument.

AWS X-Ray in AWS GovCloud (US)

AWS X-Ray is a service that collects data about requests that your application serves, and provides tools you can use to view, filter, and gain insights into that data to identify issues and opportunities for optimization. For any traced request to your application, you can see detailed information not only about the request and response, but also about calls that your application makes to downstream AWS resources, microservices, databases and HTTP web APIs.

Region availability

This service is available in the following AWS GovCloud (US) Regions:

- AWS GovCloud (US-West)
- AWS GovCloud (US-East)

How AWS X-Ray differs

The following differences apply to AWS X-Ray:

- Versions 3.1.0 or above of AWS X-Ray Daemon should be used.

Documentation

- AWS X-Ray documentation

Export-controlled content

For AWS Services architected within the AWS GovCloud (US) Regions, the following list explains how certain components of data may leave the AWS GovCloud (US) Regions in the normal course of the service offerings. The list can be used as a guide to help meet applicable customer

compliance obligations. Data not included in the following list remains within the AWS GovCloud (US) Regions.

- This service can generate metadata from customer-defined configurations. AWS suggests customers do not enter export-controlled information in console fields, descriptions, resource names, and tagging information.

Troubleshooting

The following section discusses common issues you might encounter when you work in the AWS GovCloud (US-West) or AWS GovCloud (US-East) Regions.

Client.UnsupportedOperation: Instances can only be launched within Amazon VPC in this region

Service: Amazon EC2

Issue: When I attempt to launch an instance by using the CLI or API, I get a "Client.UnsupportedOperation: Instances can only be launched within Amazon VPC in this region" error.

Cause: Your account might not have a VPC.

Recommended Action: Verify that your account has a VPC. If not, create a VPC and then use it to launch instances.

In some cases, your account might have a default VPC. For more information, see Determining if your account has a default VPC. If you still receive this error when you run the `ec2-run-instances` command (or the `RunInstances` action) to launch an Amazon EC2 instance, you must specify the `subnet` parameter. Although the `subnet` parameter is optional in other regions, if you omit it in the AWS GovCloud (US-West) Region, you receive an error.

AWS GovCloud (US) Administrator Account Password Reset

If you've lost access to your AWS GovCloud (US) account, please review the following options:

- Troubleshooting AWS GovCloud (US) sign-in or account issues
- Restore IAM Administrator access to the AWS Management Console for AWS GovCloud (US)
- Requesting root access keys for an AWS GovCloud (US) account

Deactivating AWS GovCloud (US) MFA devices

If you are having trouble signing in with a multi-factor authentication (MFA) device as an IAM user, contact your administrator for help.

As an administrator, you can deactivate the device for another IAM user. This allows the user to sign in without using MFA. You might do this as a temporary solution while the MFA device is replaced, or if the device is temporarily unavailable. However, we recommend that you enable a new device for the user as soon as possible. To learn how to enable a new MFA device, see Enabling MFA devices for users in AWS.

Deactivating MFA devices (console)

To deactivate an MFA device for another IAM user (console)

1. Sign in to the AWS Management Console and open the IAM console at https://signin.amazonaws-us-gov.com/iam/
2. In the navigation pane, choose **Users**.
3. To deactivate the MFA device for a user, choose the name of the user whose MFA you want to remove.
4. Choose the **Security credentials** tab. Next to **Assigned MFA device**, choose **Manage**.
5. In the **Manage MFA device** wizard, choose **Remove**, and then choose **Remove**.

The device is removed from AWS. It cannot be used to sign in or authenticate requests until it is reactivated and associated with an AWS user.

Deactivating MFA devices (AWS CLI)

To deactivate an MFA device for an IAM user (AWS CLI) run this command:

```
aws iam deactivate-mfa-device
```

Example to deactivate an MFA device:

```
aws iam deactivate-mfa-device --user-name Bob --serial-number arn:aws-us-
gov:iam::210987654321:mfa/BobsMFADevice
```

This command deactivates the virtual MFA device with the ARN `arn:aws-us-gov:iam::210987654321:mfa/BobsMFADevice` that is associated with the user Bob.

Deactivating MFA devices (AWS API)

To deactivate an MFA device for an IAM user (AWS API)

- Call this operation: DeactivateMFADevice

Related Resources

This topic lists additional resources related to AWS GovCloud (US-West) and AWS GovCloud (US-East) Regions.

All the pricing related information can be found at AWS Billing and Cost Management documentation.

For more information, see AWS GovCloud (US) Documentation.

New to AWS

The following table lists additional resources for users new to AWS:

Resource	Description
Development and Test on AWS	This paper describes how AWS adds value in the various phases of the software developme nt cycle, with a specific focus on development and test.
Amazon VPC Network Connectivity Options	This paper describes connectivity options for integrating remote customer networks with Amazon VPC, as well as interconnecting multiple Amazon VPCs into a contiguous virtual network.
Microsoft SharePoint Server on AWS Reference Architecture	This paper discusses general concepts about how to run SharePoint on AWS. It provides detailed technical guidance for configuring, deploying, and running a SharePoint Server farm on AWS.
Amazon's Corporate IT Deploys SharePoint 2010 to the AWS Cloud	This paper describes how and why Amazon's corporate IT organization deployed its corporate intranet (an enterprise mission-c ritical corporate IT application that involves

Resource	Description
	highly sensitive data) running Microsoft SharePoint 2010 to the AWS cloud.
Extend Your IT Infrastructure with Amazon VPC	This paper highlights common use cases and best practices for Amazon VPC and related services.
Auditing Security Checklist for Use of AWS	This fundamental course dives into cloud-specific audit considerations and best practices , and is aligned to common security and compliance domains. It also includes a checklist to prepare you for auditing security in the cloud..
Security at Scale: Governance on AWS	This paper discusses the security and governance features built in to AWS services to help you incorporate security benefits and best practices in building your integrated environment with AWS.
AWS Security Best Practices	The focus of this paper is the security pillar of the AWS Well-Architected Framework. It provides guidance to help you apply best practices, current recommendations in the design, delivery, and maintenance of secure AWS workloads.
AWS: Overview of Security Processes	Learn how to meet your security and compliance goals using AWS infrastructure and services.

Resource	Description
AWS: Risk and Compliance	This paper outlines the mechanisms that AWS has implemented to manage risk on the AWS side of the Shared Responsibility Model, and the tools that customers can leverage to gain assurance that these mechanisms are being implemented effectively.
AWS Compliance Whitepapers	This site has information and whitepapers related to compliance.

Experienced with AWS

The following table lists additional resources for users experienced with AWS:

Resource	Description
Web Identity Federation with Mobile Applications	This article discusses the web identity federation feature of AWS Security Token Service and a sample for use in the AWS Mobile SDKs.
High Availability for Amazon VPC NAT Instances: An Example	This article provides all required resources, including an easy-to-use script and instructions on how you can leverage bidirectional monitoring between two NAT instances, to implement a high availability (HA) failover solution for network address translation (NAT).
Securing Data at Rest with Encryption	This paper provides an overview of methods for encrypting your data at rest.

Document History

The following table describes important changes to the documentation since the last release of the *AWS GovCloud (US) User Guide*.

Change	Description	Date
AWS Organizations	Clarified that the seven-day age requirement for the organization does not apply in AWS GovCloud (US).	November 19, 2026
AWS DevOps Agent	AWS DevOps Agent is now available in AWS GovCloud (US-West). Added the AWS DevOps Agent page for AWS GovCloud (US).	November 13, 2026
Amazon EC2 Image Builder	Image Builder doesn't support the console AI features (Create with AI and Troublesh oot with AI), which are powered by AWS DevOps Agent.	November 11, 2026
Amazon Quick	Removed the note stating that Amazon Quick and interface VPC endpoints (AWS PrivateLink) are not available in AWS GovCloud (US), as this capability is now available.	November 10, 2026
AWS Organizations	AWS Organizations now supports declarative policies for Security Hub, Amazon Inspector, and Amazon GuardDuty.	November 3, 2026

Change	Description	Date
Amazon EC2 Image Builder	EC2 Image Builder ISO disk file import is now available in AWS GovCloud (US) Regions. See EC2 Image Builder.	October 23, 2026
Amazon EC2 Image Builder	Image Builder now supports ISO disk file import.	October 23, 2026
AWS Support Unified Operations	AWS Support Unified Operations is now supported in AWS GovCloud (US) Regions.	October 1, 2026
Amazon GuardDuty	Finding type UnauthorizedAccess:IAMUser/ResourceCredentialExfiltration.InsideAWS now detects when temporary AWS credentials created for a Lambda function are used from a different AWS account. For more information, see UnauthorizedAccess:IAMUser/ResourceCredentialExfiltration.InsideAWS.	September 28, 2026
Amazon DynamoDB	DynamoDB Accelerator (DAX) is now available.	September 18, 2026
Amazon Inspector	Added Managed Code Repository Scanning to the list of features that are not available for Amazon Inspector in the AWS GovCloud (US) Regions.	September 8, 2026

Change	Description	Date
AWS Transform	AWS Transform is now supported in AWS GovCloud (US).	September 8, 2026
Amazon Connect	Updated the list of unavailable Amazon Connect features in AWS GovCloud (US) Regions. See Amazon Connect.	September 2, 2026
Amazon OpenSearch Ingestion	Amazon OpenSearch Ingestion is now available.	August 19, 2026
Amazon S3 Metadata	S3 Metadata and annotations are now available in AWS GovCloud (US) Regions.	August 18, 2026
AWS Outposts	Launching Amazon EC2 instances that use Local Boot with an encrypted AMI is not supported on AWS Outposts in AWS GovCloud (US) Regions.	August 17, 2026
Amazon Quick	Updated Amazon Quick to reflect current feature availability in AWS GovCloud (US), including newly supported agentic capabilities.	August 13, 2026
Amazon FSx for Lustre	Amazon FSx for Lustre Persistent 2 SSD file systems are now available in AWS GovCloud (US) Regions. See Amazon FSx.	August 4, 2026

Change	Description	Date
Amazon GuardDuty	New finding type UnauthorizedAccess:IAMUser/ResourceCredentialExfiltration.InsideAWS and updated finding type UnauthorizedAccess:IAMUser/ResourceCredentialExfiltration.OutsideAWS. GuardDuty introduces a new finding type that detects when temporary AWS credentials created for an ECS task are used from a different AWS account. Additionally, the existing ResourceCredentialExfiltration.OutsideAWS finding now detects ECS task credential exfiltration in addition to Lambda. For more information, see UnauthorizedAccess:IAMUser/ResourceCredentialExfiltration.InsideAWS and UnauthorizedAccess:IAMUser/ResourceCredentialExfiltration.OutsideAWS.	July 15, 2026
Amazon RDS for Db2	Amazon RDS for Db2 is now available in AWS GovCloud (US) Regions with Bring Your Own License (BYOL).	April 29, 2026

Change	Description	Date
Amazon GuardDuty	GuardDuty has deprecated the `AmazonGuardDutyFullAccess` policy and replaced it with a scoped-down policy named `AmazonGuardDutyFullAccess_v2`. For more information, see AWS managed policy: AmazonGuardDutyFullAccess_v2.	March 13, 2026
Amazon GuardDuty	The UnauthorizedAccess:IAMUser/ResourceCredentialExfiltration.OutsideAWS finding type is now available in the AWS GovCloud (US) Regions. This finding detects when a host outside of AWS attempts to run AWS API operations using temporary AWS credentials that were created on a AWS Lambda resource in your AWS environment.	December 16, 2025
Amazon GuardDuty	The DefenseEvasion:IAMUser/BedrockLoggingDisabled finding type is now available in the AWS GovCloud (US) Regions. This finding detects when logging is disabled for Amazon Bedrock model invocations in your account, which could indicate attempts to hide malicious activity.	November 21, 2025

Change	Description	Date
Amazon GuardDuty	Malware Protection for Backup is now available in the AWS GovCloud (US). This feature allows you to run on-demand malware scans of your EBS Snapshots , EC2 AMI's, and S3 Recovery Points. There are usage costs associated with running these scans.	November 20, 2025
Amazon GuardDuty	GuardDuty Malware Protectio n for S3 now supports the scanning of existing objects in your protection plan enabled buckets through a new on-demand scanning API, SendObjectMalwareS can in the AWS GovCloud (US). There are usage costs associated with running these scans.	November 17, 2025

Change	Description	Date
Amazon GuardDuty	GuardDuty RDS Protection is now available in the AWS GovCloud (US) Regions. This GuardDuty RDS Protection helps you detect potentially suspicious login behavior in supported Aurora MySQL, Aurora PostgreSQL (including Limitless Database), and RDS for PostgreSQL. In the event of threat detection, GuardDuty generates an RDS Protection finding. For more information about supported databases and enabling this protection plan in the newly supported Regions, see RDS Protection.	November 12, 2025
AWS Health	Updated information to create EventBridge rules in the How AWS Health differs for AWS GovCloud (US) section.	November 7, 2025
Amazon EKS	Amazon EKS Auto Mode is now available in AWS GovCloud (US)	October 22, 2025
AWS Outposts	AWS Outposts servers are supported in the AWS GovCloud (US) Region. See AWS Outposts.	October 20, 2025

Change	Description	Date
AWS Managed Services - Accelerate	Updated the Not supported list to remove AWS Incident Detection and Response (IDR).	October 8, 2025
AWS Cloud WAN	AWS Cloud WAN is now supported in AWS GovCloud (US). For more information, see What is AWS Cloud WAN.	September 30, 2025
AWS Lambda	Code signing for Lambda is now available in the AWS GovCloud (US) Regions.	September 24, 2025
AWS Lambda	Amazon ECR cross-acc ount support for Lambda is now available in the AWS GovCloud (US) Regions.	September 17, 2025
AWS Managed Services - Accelerate	Updated the Not supported list to add AWS Incident Detection and Response (IDR). Removed deprecated Account Discovery information for AWS Managed Services - Accelerate.	September 16, 2025
AWS Parallel Computing Service	AWS Parallel Computing Service (AWS PCS) doesn't support Amazon EC2 Capacity Blocks for ML.	September 15, 2025

Change	Description	Date
Amazon GuardDuty	In Malware Protection for S3, the **Extracted archive files** default quota has been increased from 1,000 to 10,000 files. For more information, see Quotas in Malware Protection for S3.	September 12, 2025
Amazon GuardDuty	Runtime Monitoring is now available in the AWS GovCloud (US) Regions. This GuardDuty feature adds visibility into runtime behaviors, such as file access, process execution, command line arguments, and network connections, when activities occur on your Amazon EC2, Amazon EKS, and Amazon ECS-AWS Fargate resources.	August 26, 2025
Directory Service	AWS Managed Microsoft AD (Hybrid Edition) is not available in this AWS GovCloud (US) Regions	August 5, 2025
AWS CloudTrail	CloudTrail network activity events are currently not supported.	July 30, 2025
Amazon EBS	The Provisioned IOPS SSD (io2) Amazon EBS volume type is now supported.	July 22, 2025
AWS Parallel Computing Service	AWS Parallel Computing Service is now supported.	June 17, 2025

Change	Description	Date
AWS CloudTrail	CloudTrail enriched events are currently not supported.	May 29, 2025
Amazon ECR	Amazon ECR cross-Region and cross-account replication is now supported.	May 13, 2025
Amazon GuardDuty	Malware Protection for EC2 is now available in the AWS GovCloud (US). This helps you detect potential malware in your Amazon EC2 instances and container workloads by scanning attached Amazon EBS volumes. You can set up automated GuardDuty scans, run on-demand scans, or use both capabilities. Standard usage cost for scanning Amazon EBS volume will apply.	May 13, 2025
AWS IoT SiteWise	AWS IoT SiteWise now support MQTT-enabled, V3 gateways in the AWS GovCloud (US-West) Region.	April 24, 2025
Amazon Bedrock AgentCore	Amazon Bedrock AgentCore is now supported.	April 21, 2025
AWS CloudTrail	VPC endpoint policies for CloudTrail and Amazon VPC are now available.	April 17, 2025

Change	Description	Date
AWS CloudTrail	VPC endpoint policies for CloudTrail and Amazon VPC are not available.	April 10, 2025
Research and Engineering Studio on AWS	Research and Engineering Studio on AWS (RES) functionality introduced in release version 2025.03 is not available in AWS GovCloud (US-West).	March 20, 2025
Amazon Aurora	Database Insights is now available.	March 18, 2025
Amazon RDS	Database Insights is now available.	March 18, 2025
Amazon GuardDuty	Extended Threat Detection is now available in the AWS GovCloud (US). With no activation needed, it detects multi-stage attacks that span data sources, multiple types of AWS resources, and time, within an AWS account. When potential threats are detected, it generates an attack sequence finding.	March 13, 2025
Amazon GuardDuty	Malware Protection for S3 is now available in the AWS GovCloud (US). It helps you detect potential presence of malware by scanning newly uploaded objects to your selected Amazon S3 buckets.	March 11, 2025

Change	Description	Date
AWS IoT SiteWise	Metadata bulk import and export operations are not available in the AWS GovCloud (US-West) region.	January 24, 2025
IAM Identity Center	IAM Identity Center now supports dual-stack (IPv4 and IPv6) endpoints.	January 12, 2025
Amazon EC2 Image Builder	Image Builder doesn't support ISO disk file import.	January 9, 2025
Amazon EKS	Amazon EKS Auto Mode and Amazon EKS Hybrid Nodes are not available	December 10, 2024
Amazon EC2 Image Builder	Image Builder doesn't support AWS Marketplace software components.	December 1, 2024
Amazon EKS	Amazon Application Recovery Controller's (ARC) Zonal Shift in Amazon EKS is now available in AWS GovCloud (US)	November 19, 2024
AWS Identity and Access Management	Update AWS account root user differences. Some tasks that require the root user can be performed on member accounts in your organization with short-term privileged sessions.	November 14, 2024

Change	Description	Date
Amazon EC2 Image Builder	Image Builder does not support macOS images, Dedicated Instances, or Dedicated Hosts.	October 22, 2024
AWS Lambda	Lambda SnapStart is now available in the AWS GovCloud (US-East) and AWS GovCloud (US-West) Regions.	September 26, 2024
AWS Lambda	The Node.js 20 (`nodejs20.x`), Java 21 (`java21`), Python 3.12 (`python3.12`), Ruby 3.3 (`ruby3.3`), .NET 8 (`dotnet8`), and Amazon Linux 2023 (`provided.al2023`) runtimes are now available in the AWS GovCloud (US-East) and AWS GovCloud (US-West) Regions.	September 19, 2024
Research and Engineering Studio on AWS	AWS GovCloud (US-West) now supports the functionality introduced in release version 2024.08 of Research and Engineering Studio on AWS (RES).	September 3, 2024
Research and Engineering Studio on AWS	Research and Engineering Studio on AWS (RES) functionality introduced in release version 2024.08 is not available in AWS GovCloud (US-West).	August 29, 2024

Change	Description	Date
Amazon EKS	Amazon EKS Pod Identities are now available in AWS GovCloud (US)	August 14, 2024
AWS Managed Services - Accelerate	Added Account Discovery information for AWS Managed Services - Accelerate.	August 7, 2024
Amazon Kinesis Video Streams	Removed references to Amazon Kinesis Video Streams with WebRTC in the service description, as well as updated feature names for clarity.	July 30, 2024
AWS Resilience Hub	The assessment summary generated by large language models (LLMs) on Amazon Bedrock is not available in AWS GovCloud (US).	July 30, 2024
AWS End User Messaging	The SMS, MMS, voice (text to speech), and push features of Amazon Pinpoint are now called AWS End User Messaging.	July 24, 2024
AWS End User Messaging	The SMS, MMS, voice (text to speech), and push features of Amazon Pinpoint are now called AWS End User Messaging.	July 24, 2024

Change	Description	Date
AWS Transform MGN	Third party post-launch actions are not available for AWS Transform MGN in AWS GovCloud (US).	July 8, 2024
AWS CloudFormation	AWS CloudFormation Hooks is available in the AWS GovCloud (US) Region.	June 3, 2024
Amazon Security Lake	Amazon Security Lake is now supported.	May 30, 2024
Amazon Kinesis Video Streams	Amazon Kinesis Video Streams is now supported.	April 19, 2024
AWS Management Console for the AWS GovCloud (US) Region	Unified search is now available on the AWS Management Console.	April 4, 2024
IAM Identity Center	Added guidance for customers who update the name or email address associated with their AWS account.	April 3, 2024
AWS Signer	AWS Signer now supports all of its generally available CloudFormation resources in AWS GovCloud (US) Region.	March 28, 2024
Amazon EKS	The Mountpoint for Amazon S3 CSI driver isn't available as an Amazon EKS add-on and self-managed installation isn't officially supported.	March 25, 2024

Change	Description	Date
govcloud-importexport	Tape Gateway for Snowball Edge isn't available.	March 18, 2024
AWS Signer	AWS Signer is now supported.	March 14, 2024
Amazon EKS	Amazon EKS Extended Support for Kubernetes Versions is now available.	January 22, 2024
Amazon EKS	Amazon EKS Upgrade insights are not available.	January 8, 2024
Amazon EKS	Amazon EKS Pod Identities are not available.	December 26, 2023
EC2 Image Builder	Update differences - Image lifecycle policies are not available.	December 12, 2023
AWS Elastic Disaster Recovery	AWS Elastic Disaster Recovery is now supported.	December 6, 2023
AWS Transform MGN	App2Container Replatforming and Refactor Spaces are not available for AWS Transform MGN in AWS GovCloud (US).	December 6, 2023
Amazon EKS	Added missing statements that Amazon EKS Anywhere isn't available.	December 4, 2023
Research and Engineering Studio on AWS	Research and Engineering Studio on AWS (RES) is now supported in AWS GovCloud (US-West).	November 13, 2023

Change	Description	Date
AWS Trusted Advisor	AWS Trusted Advisor now supports checks from AWS Config. See AWS Trusted Advisor in AWS GovCloud (US).	October 26, 2023
AWS Resilience Hub	AWS Resilience Hub is now supported.	October 18, 2023
AWS Mainframe Modernization	AWS Mainframe Modernization is now supported.	October 2, 2023
AWS Lambda	The Python 3.11 (`python3.11`) runtime is now available in the AWS GovCloud (US-East) and AWS GovCloud (US-West) Regions.	September 28, 2023
Red Hat OpenShift Service on AWS	ROSA is now supported.	September 16, 2023
Amazon GuardDuty	Lambda Protection is now supported in AWS GovCloud (US) Regions. The service-linked role now includes AWS Lambda actions to retrieve information about your Lambda functions and tags (`"lambda:GetFunctionConfiguration"` and `"lambda:ListTags"`)."	August 15, 2023
Quick	Dashboard snapshot export API operations are not available in AWS GovCloud (US).	July 24, 2023

Change	Description	Date
Amazon Location Service	Amazon Location Service is now supported.	July 17, 2023
AWS SDK for SAP ABAP	AWS SDK for SAP ABAP is now supported.	June 30, 2023
AWS Firewall Manager	AWS Firewall Manager now supports AWS Network Firewall and DNS Firewall policies.	June 8, 2023
AWS Transform MGN	MGN is now supported.	June 1, 2023
Amazon Pinpoint	The In-App channel is not available in the AWS GovCloud (US-West) for Amazon Pinpoint. See How Amazon Pinpoint differs for AWS GovCloud (US)	May 26, 2023
Amazon WorkSpaces Applications	Copying WorkSpaces Applications images between the AWS GovCloud (US) Regions is now supported.	May 17, 2023
SageMaker AI	SageMaker Studio and SageMaker Studio notebooks are now supported.	May 15, 2023
Amazon WorkSpaces	Amazon WorkSpaces is now supported in AWS GovCloud (US-East).	May 3, 2023
Amazon Relational Database Service	Amazon RDS Proxy is now supported.	May 1, 2023

Change	Description	Date
Amazon Verified Permissions	Amazon Verified Permissions is now supported.	April 28, 2023
Amazon Managed Service for Prometheus	Amazon Managed Service for Prometheus is now supported .	April 28, 2023
Amazon Bedrock	Amazon Bedrock is now supported in AWS GovCloud (US) Regions	April 28, 2023
Amazon Application Recovery Controller (ARC)	Amazon Application Recovery Controller (ARC) is now supported.	April 28, 2023
AWS Verified Access	AWS Verified Access is now supported.	April 28, 2023
WickrGov	AWS WickrGov is now supported in the AWS GovCloud (US-West) Region.	March 30, 2023
AWS CloudFormation	AWS CloudFormation now supports resource AWS::Organizations::ResourcePolicy.	March 27, 2023
AWS IoT TwinMaker	AWS IoT TwinMaker is only supported in AWS GovCloud (US-West) Region.	March 25, 2023
Enable Amazon EventBridge on buckets	You can now enable EventBridge on Amazon S3 buckets to send events to Amazon EventBridge in the AWS GovCloud (US) Regions.	March 22, 2023

Change	Description	Date
AWS MDC	AWS Modular Data Center is now supported in AWS GovCloud (US-West).	February 13, 2023
Amazon Inspector	Amazon Inspector is now supported.	January 31, 2023
Compute Optimizer	AWS Compute Optimizer is now supported.	January 25, 2023
SageMaker AI	Amazon SageMaker AI is now supported in AWS GovCloud (US-East).	January 25, 2023
Amazon VPC	Amazon VPC IP Address Manager is now supported in the AWS GovCloud (US) Region.	December 8, 2022
AWS Organizations	AWS Organizations now supports tag policies.	November 17, 2022
Timestream	Amazon Timestream is now supported in AWS GovCloud (US-West).	November 16, 2022
Amazon EventBridge	Additional content filtering options are now supported in the AWS GovCloud (US) Region.	November 14, 2022
AWS Control Tower	AWS Control Tower is now supported.	October 19, 2022
Amazon Chime SDK	Amazon Chime SDK is now supported.	October 6, 2022

Change	Description	Date
Amazon Managed Blockchain	Hyperledger Fabric on Amazon Managed Blockchain is now supported in the AWS GovCloud (US-West) Region.	September 7, 2022
AWS WA Tool	AWS Well-Architected Tool is now supported.	August 17, 2022
Amazon Keyspaces	Amazon Keyspaces (for Apache Cassandra) is now supported.	August 4, 2022
IAM Identity Center	AWS SSO is now IAM Identity Center.	July 26, 2022
AWS Fault Injection Service	AWS Fault Injection Service is now supported.	July 13, 2022
CloudShell	AWS CloudShell is now supported.	June 29, 2022
Amazon Transcribe	Streaming Transcription is now available in AWS GovCloud (US) Regions.	June 9, 2022
AWS IoT SiteWise	AWS IoT SiteWise endpoints now support FIPS 140-3.	April 20, 2022
AWS Managed Services - Accelerate	AWS Managed Services - Accelerate is now supported.	February 9, 2022
IAM Identity Center	AWS IAM Identity Center is now supported.	January 5, 2022
S3 on Outposts	Amazon S3 on Outposts is now supported.	December 22, 2021

Change	Description	Date
Amazon Kendra	Amazon Kendra is now supported in AWS GovCloud (US-West).	October 14, 2021
AWSCloud Control API	AWS Cloud Control API is now supported in the AWS GovCloud (US) Region.	September 30, 2021
AWS IoT SiteWise	AWS IoT SiteWise is now supported in the AWS GovCloud (US-West) Region.	September 29, 2021
IAM Identity Center	AWS IAM Identity Center is now supported in the AWS GovCloud (US-West) Region.	September 22, 2021
AWS Cloud Map	AWS Cloud Map is now supported in the AWS GovCloud (US) Region.	September 8, 2021
AWS Network Firewall	AWS Network Firewall is now supported in the AWS GovCloud (US) Region.	June 24, 2021
Amazon MQ	Amazon MQ is now supported in the AWS GovCloud (US) Region. See Amazon MQ.	June 16, 2021
AWS Firewall Manager	AWS Firewall Manager is now supported in the AWS GovCloud (US) Region. See AWS Firewall Manager.	April 8, 2021
AWS Service Quotas	AWS Service Quotas is now supported in the AWS GovCloud (US) Region. See Service Quotas.	March 31, 2021

Change	Description	Date
Amazon Detective	Amazon Detective is now supported in the AWS GovCloud (US) Region. See Amazon Detective.	March 24, 2021
AWS AppConfig	AWS AppConfig is now supported in the AWS GovCloud (US) Region. See AWS AppConfig.	February 26, 2021
Amazon Lex	Amazon Lex is now supported in the AWS GovCloud (US) Region. See Amazon Lex.	February 10, 2021
Amazon Connect	Amazon Connect is now supported in the AWS GovCloud (US) Region. See Amazon Connect.	February 9, 2021
Amazon FSx	Amazon FSx is now supported in the AWS GovCloud (US) Region. See Amazon FSx.	December 16, 2020
AWS IoT Greengrass V2	AWS IoT Greengrass V2 is now supported in the AWS GovCloud (US) Region. See AWS IoT Greengrass V2.	December 15, 2020
AWS Lake Formation	AWS Lake Formation is now supported in the AWS GovCloud (US) Region. See AWS Lake Formation.	November 11, 2020

Change	Description	Date
Amazon EventBridge	Amazon EventBridgeis now supported in the AWS GovCloud (US) Region. See Amazon EventBridge.	November 4, 2020
Amazon QuickSight	Amazon QuickSight is now supported in the AWS GovCloud (US) Region. See Amazon QuickSight.	October 28, 2020
AWS Transfer Family	AWS Transfer Family is now supported in the AWS GovCloud (US) Region. See AWS Transfer Family.	September 30, 2020
Amazon SQS	Tagging Amazon SQS resources is now supported in all AWS GovCloud (US) Regions. See Amazon SQS.	September 15, 2020
Amazon EBS direct APIs	direct APIs is now supported in the AWS GovCloud (US) Region. See Accessing the contents of an EBS snapshot.	September 15, 2020
Amazon Textract	Amazon Textract is now supported in the AWS GovCloud (US) Region. See Amazon Textract.	August 19, 2020
Amazon DocumentDB (with MongoDB compatibility)	Amazon DocumentDB is now supported in the AWS GovCloud (US) Region. See Amazon DocumentDB.	June 29, 2020

Change	Description	Date
Amazon Managed Service for Apache Flink	Amazon Managed Service for Apache Flink is now supported in the AWS GovCloud (US) Region. See Amazon Kinesis Data Analytics.	June 24, 2020
AWS Backup	AWS Backup is now supported in the AWS GovCloud (US) Region. See AWS Backup.	June 24, 2020
Amazon EKS	Amazon EKS is now supported in the AWS GovCloud (US) Region. See Amazon EKS.	May 13, 2020
Amazon Cognito	Amazon Cognito is now supported in the AWS GovCloud (US) Region. See Amazon Cognito.	May 13, 2020
Amazon Comprehend Medical	Amazon Comprehend Medical is now supported in the AWS GovCloud (US) Region. See Amazon Comprehend Medical.	May 8, 2020
Amazon MSK	Amazon MSK is now supported in the AWS GovCloud (US) Region. See Amazon MSK.	May 6, 2020
Amazon SES	Amazon SES is now supported in the AWS GovCloud (US) Region. See Amazon SES.	April 30, 2020

Change	Description	Date
Amazon Pinpoint	Amazon Pinpoint is now supported in the AWS GovCloud (US) Region. See Amazon Pinpoint.	April 30, 2020
AWS Security Hub	AWS Security Hub is now supported in the AWS GovCloud (US) Region. See AWS Security Hub.	April 22, 2020
AWS CodePipeline	AWS CodePipeline is now supported in the AWS GovCloud (US) Region. See AWS CodePipeline.	April 8, 2020
AWS Outposts	AWS Outposts is now supported in the AWS GovCloud (US) Regions. See AWS Outposts.	March 25, 2020
AWS X-Ray	AWS X-Ray is now supported in the AWS GovCloud (US) Regions. See AWS X-Ray.	February 19, 2020
AWS Batch	AWS Batch is now supported in the AWS GovCloud (US) Regions. See AWS Batch.	January 29, 2020
Amazon S3	Access points for S3 buckets. Customers can attach additional access-points to both existing and new buckets. See Amazon S3.	December 3, 2019

Change	Description	Date
Amazon EC2 Image Builder	Amazon EC2 Image Builder is now supported in the AWS GovCloud (US-East) and AWS GovCloud (US-West) Regions. See EC2 Image Builder.	December 3, 2019
AWS DataSync	AWS DataSync is now supported in the AWS GovCloud (US-East) Region. See AWS DataSync.	November 20, 2019
Amazon AppStream 2.0	Amazon AppStream 2.0 is now supported in the AWS GovCloud (US-West) Region. See Amazon AppStream 2.0.	October 9, 2019
AWS Artifact	AWS Artifact is now supported in the AWS GovCloud (US-West) Region. See AWS Artifact.	October 9, 2019
AWS Resource Groups	AWS Resource Groups is now supported in the AWS GovCloud (US) Region. See AWS Resource Groups.	September 25, 2019
AWS RAM	AWS RAM is now supported in the AWS GovCloud (US-East) Region. See AWS Resource Access Manager.	August 28, 2019
Amazon Neptune	Amazon Neptune is now supported in the AWS GovCloud (US) Region. See Amazon Neptune.	August 14, 2019

Change	Description	Date
AWS Health	AWS Health is now supported in the AWS GovCloud US. See AWS Health.	August 7, 2019
Amazon Data Firehose	Amazon Data Firehose is now supported in the AWS GovCloud (US-East) Region. See Amazon Data Firehose.	June 26, 2019
AWS IoT Greengrass	AWS IoT Greengrass is now supported in the AWS GovCloud (US-West) Region. See AWS IoT Greengrass.	June 26, 2019
AWS Fargate	AWS Fargate is now supported in the AWS GovCloud (US) Regions. See AWS Fargate.	June 24, 2019
AWS Serverless Application Repository	AWS Serverless Application Repository is now supported in the AWS GovCloud (US-West) Region. See AWS Serverless Application Repository.	June 11, 2019
AWS Secrets Manager	AWS Secrets Manager is now supported in the AWS GovCloud (US-West) Region. See AWS Secrets Manager.	June 11, 2019
AWS DataSync	AWS DataSync is now supported in the AWS GovCloud (US-West) Region. See AWS DataSync.	June 11, 2019

Change	Description	Date
AWS CodeBuild	AWS CodeBuild is now supported in the AWS GovCloud (US-West) Region. See AWS CodeBuild.	June 11, 2019
Amazon Route 53	Amazon Route 53 is now supported in the AWS GovCloud (US-West) Region. See Amazon Route 53.	May 29, 2019
Amazon Athena	Amazon Athena is now supported in the AWS GovCloud (US) Regions. See Amazon Athena.	May 13, 2019
AWS Trusted Advisor	AWS Trusted Advisor is now supported in the AWS GovCloud (US-West) Region	May 1, 2019
AWS RAM	AWS RAM is now supported in the AWS GovCloud (US-West) Region	April 25, 2019
AWS Organizations	AWS Organizations is now supported in the AWS GovCloud (US-West) Region.	April 18, 2019
AWS CodeCommit	AWS CodeCommit is now supported in the AWS GovCloud (US-West) Region.	April 17, 2019
AWS Service Catalog	AWS Service Catalog is now supported in the AWS GovCloud (US-West) Region.	March 20, 2019

Change	Description	Date
Amazon Comprehend	Amazon Comprehend is now supported in the AWS GovCloud (US-West) Region.	March 13, 2019
AWS WAF	AWS WAF is now supported in the AWS GovCloud (US-West) Region. See AWS WAF.	March 13, 2019
Updated the guide for the re-merge	Updated all the reference s from a single govCloud Region to multi-regions for GovCloud	February 6, 2019
Amazon Athena	Amazon Athena is now supported in the AWS GovCloud (US-West) Region.	February 6, 2019
AWS Glue	AWS Glue is now supported in the AWS GovCloud (US-West) Region. See AWS Glue.	February 6, 2019
AWS IoT Device Defender	AWS IoT Device Defender is now supported in the AWS GovCloud (US) Region. See AWS IoT Device Defender.	November 14, 2018